

2022 - 2023



MEDIA GUIDE





PART OF THE TEAM.

THE HEART OF THE TEAM.

THE SIXTH MAN LIVES HERE.

**THE LOS ANGELES LAKERS ON *SPECTRUM*
*SPORTSNET***



LOS ANGELES LAKERS

2022-23 Media Guide

Written, Edited and Produced by: Noah Camarena and Christopher McGean

Creative Design: J Alexander Diaz, Anna Lupean and Lakers Marketing

Photography: Andrew Bernstein, NBA Photos and Lakers Marketing

Research Assistance: Chris Thorn and Elias Sports Bureau

All NBA and team insignia depicted in this publication are the property of NBA Properties, Inc. and the respective teams of the NBA and may not be reproduced for commercial purposes without the prior written consent of NBA Properties, Inc. The information contained in this publication was compiled by the Los Angeles Lakers and is provided as a courtesy to our fans and the press and may be used only for personal or editorial purposes. Any commercial use of this information is prohibited without the prior written consent of the Los Angeles Lakers.

© 2022 Los Angeles Lakers

TABLE OF CONTENTS

LAKERS STAFF

Team Directory	4-6
Jeanie Buss	7
Rob Pelinka	8
Tim Harris	9
Joseph McCormack	9
Dan Grigsby	10
Joey Buss	10
Jesse Buss	11
Kurt Rambis	11
Samantha Tubman	12
Nick Mazzella	12
Basketball Operations Staff	13
Scouting Staff	13
Darvin Ham	14
Coaching Staff	15-17
Bill Bertka	18
Roger Sancho	19
Ed Streit	19
Training Staff	20
Strength & Conditioning Staff	20
Player Development Staff	20
Equipment Staff	20
Team Broadcasters	21-24

THE PLAYERS

Patrick Beverley	26-29
Troy Brown Jr.	30-31
Thomas Bryant	32-33
Max Christie	34-35
Anthony Davis	36-41
Wenyen Gabriel	42-43
LeBron James	44-54
Damian Jones	55-56
Kendrick Nunn	57-59
Scotty Pippen Jr.	60-61
Austin Reaves	62-63
Dennis Schröder	64-66
Cole Swider	67-68
Juan Toscano-Anderson	69-70
Lonnie Walker IV	71-72
Russell Westbrook	73-78

THE NBA

NBA Directory	80
NBA G League Directory	81
NBA Key Dates	82
NBA Officials Roster	82
2021-22 Final Standings	83
2021-22 NBA Team Statistics	84-85
2021-22 Highs / Lows	86
2021-22 NBA Attendance	86
2021-22 NBA Leaders	87
2022 NBA Draft	88
NBA Champions By Year	89
NBA Award Winners	90-91
NBA All-Time Single-Game Bests	92

2021-22 YEAR IN REVIEW

Lakers Overall Season Statistics	94
Lakers Transactions	94
Lakers Home / Road Statistics	95
2021-22 Lakers Key Dates	96
Lakers Statistical Breakdown	97
Lakers Game-By-Game	98
Lakers Miscellaneous Statistics	99-100
Lakers Highs / Lows	100

RECORDS & HISTORY

Season-by-Season Record	102
Championship / Coaching Summary	103
Lakers Honor Roll	104-106
Individual Regular Season Records	107-108
Team Regular Season Records	109-112
All-Time Single-Game Highs	113-115
All-Time Triple-Doubles	116-117
Four-Point Plays	117
Margin of Victory / Defeat	117
Winning / Losing Streaks	118
Season-by-Season Leaders	119-121
Lakers NBA Team Leaders	121
All-Time Record by Month / Ranking	122
Lakers Ranked in NBA Top 10 by Season	123
Home Attendance Records	124
All-Time Overtime Record	125-127
Offensive Statistics by Season	128
Defensive Statistics by Season	129
All-Time Numerical Roster	130-131
All-Time Collegiate Roster	132-134
All-Time Lakers with G League Experience	134
All-Time Career Leaders	135
Lakers Retired Numbers	136-138
Honored Minneapolis Lakers	138-139
Year-by-Year Results, Statistics & Rosters	140-213
All-Time Lakers Draft Choices	214-216
All-Time Transactions	217-225
Management History	226-228
All-Time Roster with Statistics	229-288

PLAYOFF RECORDS

Year-by-Year Results	290
All-Time Playoff W/L Records	291
Margin of Victory/Defeat	291
Head-to-Head Results vs. Opponents	291
Lakers Playoff Career Leaders	292
All-Time Single-Game Highs	293
Individual Playoff Records (Lakers)	294
All-Time Playoff Highs / Lows (Lakers)	295
Individual Playoff Records (Opponent)	296
All-Time Playoff Highs / Lows (Opponent)	297
Lakers All-Time Playoff Triple-Doubles	298
All-Time Playoff Scores	299-306

THE OPPONENTS

Atlanta	308	Milwaukee	323
Boston	309	Minnesota	324
Brooklyn	310	New Orleans	325
Charlotte	311	New York	326
Chicago	312	Oklahoma City	327
Cleveland	313	Orlando	328
Dallas	314	Philadelphia	329
Denver	315	Phoenix	330
Detroit	316	Portland	331
Golden State	317	Sacramento	332
Houston	318	San Antonio	333
Indiana	319	Toronto	334
LA Clippers	320	Utah	335
Memphis	321	Washington	336
Miami	322		

IN THE COMMUNITY

NBA Cares	338
Community Initiatives	339-340

MEDIA & GENERAL INFORMATION

Media Guidelines & Policies	342
Media Relations Staff	343
Traveling Media	343
Television & Radio Affiliates	344
South Bay Lakers	345
Lakers Gaming	345
Laker Girls	346-347
Crypto.com Arena	348-349
2022-23 Tickets & Seating	350



LAKERS STAFF

4	Team Directory
7	Jeanie Buss
8	Rob Pelinka
9	Tim Harris
9	Joseph McCormack
10	Dan Grigsby
10	Joey Buss
11	Jesse Buss
11	Kurt Rambis
12	Samantha Tubman
12	Nick Mazzella
13	Basketball Operations

13	Scouting Staff
14	Darvin Ham
15	Coaching Staff
18	Bill Bertka
19	Roger Sancho
19	Ed Streit
20	Training Staff
20	Strength & Conditioning
20	Player Development
20	Equipment Staff
21	Team Broadcasters

TEAM DIRECTORY

OWNERSHIP

Buss Family Trusts
Mark Walter
Todd Boehly
Edward P. Roski Jr.
Dr. Patrick Soon-Shiong

Majority Owner
Co-Owner
Co-Owner
Co-Owner
Co-Owner

EXECUTIVE

Jeanie Buss
Tim Harris
Joseph McCormack
Daniel M. Grigsby

Governor
President of Business Operations
Senior VP, Finance & Chief Financial Officer
Chief Legal Officer & General Counsel

BASKETBALL OPERATIONS

Rob Pelinka
Joey Buss
Jesse Buss
Kurt Rambis
Samantha Tubman
Bill Bertka
Nick Mazzella
Randy Mims
Garrett Partman
Keith Chamberlain
Philip Chang
Nathan Hollenberg
Cooper Chia
Sam Usher
Desiree LeSassier
Marshall Rader
Andrew Henk
Brian Cuatt
Chase Hennebry
Brady Stuart
Devin Robinson

Vice President, Basketball Operations & General Manager
Vice President, Research & Development
Assistant GM / Director, Scouting
Director, Basketball Affairs
Chief of Staff
Special Assistant to GM/Basketball Consultant
Senior Director, Pro Personnel; General Manager - South Bay Lakers
Executive Administrator, Player Program/Logistics
Executive Administrator, Player Program/Logistics
Executive Administrator, Player Program/Logistics
Director, Basketball Analytics & Research
Data Scientist
Basketball Analyst & Developer
Senior Manager, Basketball Operations
Manager, Player Services
Manager, Salary Cap Strategy
Head Equipment Manager
Assistant Equipment Manager
Assistant Equipment Manager
Manager, Travel Operations
Executive Assistant to Head Coach

COACHING

Darvin Ham
Chris Jent
Phil Handy
Jordan Ott
J.D. DuBois
Schuyler Rimmer
Zach Peterson
Dru Anthrop
Jon Pastorek
Justice Bartley
Micah Fraction
Miles Simon
Brian Walsh
Dane Johnson
Jonathan Yim
Fortune Solomon
Yoni Afework

Head Coach
Assistant Coach
Assistant Coach
Assistant Coach
Assistant Coach
Assistant Coach
Assistant Coach
Head Video Coordinator/Player Development Coach
Player Development Coach/Advance Scout
Assistant Video Coordinator
Assistant Video Coordinator
Head Coach, South Bay Lakers
Assistant Coach & Director, Player Development, South Bay Lakers
Assistant Coach, South Bay Lakers
Assistant Coach, South Bay Lakers
Assistant Coach, South Bay Lakers
Assistant Coach, South Bay Lakers
Head Video Coordinator - South Bay Lakers

SCOUTING

Irving Thomas
Sean Buss
Elan Vinokurov
Daniel Ewing
Aaron Jackson
Antonio Maceiras
Can Pelister
Moses Zapata

Head Scout
Scout
Scout
Scout
Scout
International Scout
International Scout
Manager, Scout Support & Strategy

TRAINING, STRENGTH & CONDITIONING, NUTRITION & WELLNESS

Roger Sancho	Head Athletic Trainer
Octavio Marquez Montoya	Assistant Athletic Trainer
Shane Besedick	Assistant Athletic Trainer
Isela Sanchez	Assistant Athletic Trainer
Felice Beitzel	Massage Therapist
Guadalupe Genis-Gonzales	Massage Therapist
Jeri Blatt	Massage Therapist
Mike Mancias	Athletic Trainer & Athletic Performance Liaison
Jon Ishop	Assistant Athletic Trainer & Athletic Performance Liaison
Ed Streit	Head Strength & Conditioning Coach
Randy Flores	Assistant Strength & Conditioning Coach
Anthony Barry	Assistant Strength & Conditioning Coach
Oscar Garza	Head Athletic Trainer - South Bay Lakers
Saul Cruz	Assistant Athletic Trainer - South Bay Lakers
Misha Cavaye	Strength & Conditioning Coach - South Bay Lakers
Jayson Yamasaki	Equipment Manager - South Bay Lakers
Ed Kelley	Manager, Travel Operations - South Bay Lakers

ACCOUNTING

AJ Harris	Vice President, Accounting & Finance & Controller
Alex Obnial	Manager, Accounting & Financial Reporting
Teri Kanamori	Senior Accounting Analyst
Lindsey Pufall	Manager, Payroll
Charmaine Harris	Payroll Administrator
Jason Luu	Manager, Finance
Patricia Valenzuela	Accounts Payable Clerk
Jacob Elias	Staff Accountant
Cody Mau	Senior Accountant
Jordyn Pugh	Accounting Clerk
Moses Herrera	Manager, Trust Administration

ADMINISTRATION

Johnny H. Buss	JBT Sports Advisory
James H. Buss	JBT Sports Advisory
Francis R. Mariani	Director, Corporate
Elaine Shen	Senior Director, Corporate Development & Planning
Samantha Khoury	Vice President, Human Resources
Jaime LaBelle	Director, Human Resources
Flor Barraza	Manager, Total Rewards
Miguel Navarrete	Coordinator, Human Resources
Joshua Green	Associate General Counsel
Octavia Ellison	Executive Assistant
Chrissie Courtney	Executive Assistant
Chianti Phillips	Executive Assistant to President of Business Operations
Raquel Conde	Executive Assistant, Finance
Noemi Colon	Executive Assistant, Legal Department

BUSINESS ANALYTICS

Christina Khosravi	Director, Business Analytics & Strategy
Denise Charles	Manager, Digital & Partnerships Analytics
Nikhil Morar	Manager, Business Analytics & Strategy

COMMUNITY RELATIONS & SPECIAL PROJECTS

Janie Buss	Director of Special Events
Linda Rambis	Executive Director
Kiesha Nix	Vice President, Charitable Affairs & Lakers Youth Foundation
Mathew Makovec	Director, Community Relations & NBA2K Player Operations
Kara Rooney	Senior Manager, Community Relations
Kiley Sensi	Manager, Lakers Youth Foundation
Jose Ledesma	Coordinator, Community Relations

MEDIA RELATIONS

Mitch Heckart	Director, Media Relations
Ta'Nisha Cooper	Associate Director, Media Relations
Noah Camarena	Manager, Media Relations
Christopher McGean	Coordinator, Media Relations
Cole Knox	Coordinator, Media Relations - South Bay Lakers
Matt Fleer	Assistant, Media Relations

TEAM DIRECTORY

CORPORATE PARTNERSHIPS

Dennis O'Leary
Eva Campbell
Erika Singal
Patrick Barkley
Tim Vanneman
Kelsey Brockway
Katie Freiert
Chelsea Cooper
Oliver Peyron
Lauren Martino
Tony Camberos
Thomas Dunne
Sarah Fobbs

Vice President, Corporate Partnerships
Executive Director, Corporate Partnerships
Executive Director, Corporate Partnerships
Director, Corporate Partnerships
Director, Partner Activation
Director, Global Partnerships
Account Manager
Account Manager
Account Manager
Account Manager
Account Coordinator
Account Coordinator
Administrative Assistant

FACILITIES

Lisa Estrada
Kelly Eustis

Vice President, Facilities & Building Operations
Coordinator, Facilities & Building Operations

GAME OPERATIONS & GAME ENTERTAINMENT

Kathy Montoya
Matt Shelton
Chris Cunanan
Matt Evans
Megan Cooper
Janet Gutierrez
Jessica Elliott

Vice President, Game Operations & Entertainment
Director, Game Entertainment
Associate Director, Game Entertainment
Manager, Game Entertainment
Coordinator, Game Entertainment - SBL
Manager, Game Operations & Fan Experience
Director, Laker Girls

INFORMATION TECHNOLOGY

Rick Allen
Derek Gordon
Alan Tucker
Erik Portillo
Santi Kanthawee
Andrew Teng
Alex Martin

Chief Technology Officer
Director, Information Technology
IT Support Engineer
IT Support Engineer
IT Support Engineer
Director, Systems Integration
Director, Cyber Security & Network Operations

MARKETING

Nick Kiosk
J Diaz
Joey Ramirez
Simon Wong
Jackie Grant
Emily Britt
Anna Lupean
Erica Martin
Andrew Martinez
Kenneth Lee
Abigail Field
Taylor Geas
Josh Williams
Rohan Ali
Brayden Figueroa
Khalil Smith
Diane Lent-Degele
Michelle Poole
Alec Fujimoto
Pete Zayas
Mike Trudell

Director, Product & Digital Marketing
Creative Director
Associate Director, Social & Content
Website Developer
Manager, Product & Digital Marketing
Senior Manager, Creative Services
Senior Graphic Designer
Graphic Designer
Motion Graphics Designer
Motion Graphics Designer
Photographer & Digital Assets Archivist
Senior Writer
Senior Video Producer
Senior Video Producer
Video Producer
Video Editor
Manager, Product Design
Manager, Social Media
Social Media Producer - South Bay Lakers
Social Media Video Editor
Lakers Reporter

TICKET SALES & OPERATIONS

Veronica Lawlor
Cynthia Marie Gonzales
Heather Dominguez
Ryan Galovan
Joe Bucz
Bryan Hart
Ashley Allen
Tana Lopez
Brian Davis
Julia Evans
Cameron Collins
Nicholas Solis
Madison Fessia
Marissa Santoyo
Benjamin Ahn
Evan Grodan

Vice President, Ticket Sales and Operations
Director, Box Office Operations
Director, Service and Retention
Director, Ticketing Technology and Operations
Account Executive, Group Sales
Account Executive, Group Sales
Manager, Member Service & Engagement
Senior Customer Service Specialist
Customer Service Specialist
Customer Service Specialist
Customer Service Specialist
Customer Service Specialist
Coordinator, Box Office Operations
Coordinator, Ticket Operations
Account Executive, Ticket Sales - South Bay Lakers
Account Executive, Ticket Sales - South Bay Lakers



JEANIE BUSS

GOVERNOR

As Governor, Jeanie Buss is responsible for overseeing all aspects of the Los Angeles Lakers organization, working closely with President of Business Operations Tim Harris and Vice President of Basketball Operations and General Manager Rob Pelinka. In 2020, Buss became the first female Governor to win an NBA Championship, as, under her leadership, the Lakers tied a league record with their 17th title.

Representing the team on the NBA's Board of Governors, Buss is currently a member of the NBA Advisory and Finance Committee and serves on the NBA Labor Committee, which in 2016 successfully reached a deal with the NBA Players Association for a new collective bargaining agreement.

Buss serves as an Honorary Trustee of the University of Southern California, her alma mater, and on the Board of LA2028, the group overseeing the return of the Olympics to Los Angeles in 2028. She is a co-host of Lakers All-Access, a yearly event presented by the LA Sports and Entertainment Commission (LASEC), a nonprofit organization which draws events and attractions to Los Angeles and also sits on the board of the LASEC. In 2011, she was named as a "Game Changer: Women in Sports Business" by the Sports Business Journal.

Buss is also currently involved with leading the revival of WOW – Women of Wrestling, which returns to television screens in later 2022. Prior to joining the Lakers, Buss spent four years as President of the Great Western Forum. She began her career at the age of 19 as General Manager of World Team Tennis' Los Angeles Strings and, in 1993, brought professional roller hockey to Los Angeles as the owner of the Los Angeles Blades.

Buss is a strong advocate for mental health and wellness and was recently recognized for her work by receiving the UCLA Semel Healthy Campus Initiative Center Eudaimonia Lifetime Achievement Award. Buss sits on the board of the Shaquille O'Neal Foundation and supports Canine Companions for Independence, Wags and Walks and the Big Brothers and Big Sisters of Orange County among her many other charitable endeavors, while also working internally with the Lakers Youth Foundation to raise money for Southern California Youth charities. In 2015, she funded the establishment of the Dr. Jerry H. Buss Surgical Oncology Fellowship at Cedars-Sinai as a tribute to her late father.



ROB PELINKA

VP, BASKETBALL OPERATIONS & GENERAL MANAGER

After five full seasons with the Lakers, Vice President of Basketball Operations & General Manager Rob Pelinka has transformed the team DNA, constructing a roster and staff that earned the franchise their 17th NBA championship in 2020.

Pelinka helped make one of the most significant free agent signings in team history in 2018 when the Lakers added four-time NBA MVP LeBron James, following that with a franchise-altering trade that brought eight-time NBA All-Star Anthony Davis to Los Angeles. With other key additions, Pelinka had assembled a championship contender. L.A. went on to clinch the top seed in the Western Conference, the franchise's 24th Pacific Division title and the team's first championship since 2010 by defeating Portland, Houston, Denver and Miami in the 2020 NBA Playoffs.

Following the 2021-22 season, Pelinka got back to work to improve the roster as the organization seeks to capture their next championship. He started the offseason by hiring Darvin Ham as the team's head coach, brining in a leader who has won championships as both a player and an assistant coach. He added to the team's depth with the signings of Lonnie Walker IV, Troy Brown Jr. and 2022 NBA Champion Juan Toscano-Anderson, while also completing a trade to bring in three-time All-Defensive Team honoree Patrick Beverley. The offseason also saw the team welcome back former Lakers Thomas Bryant and Damian Jones, while the team also drafted Max Christie and signed Scotty Pippen Jr. and Cole Swider as two-way players. LeBron James also agreed to an extension ahead of the 2022-23 season as the Lakers look to win the 18th championship in team history.

Off the court, Pelinka has reignited the Lakers commitment to player development by launching the Lakers Genius Talks, a series of life-skills discussions for Lakers players led by luminaries such as Denzel Washington, Kendrick Lamar, Allyson Felix, Dwayne Johnson and Elon Musk.

In his role, Pelinka coordinates all day-to-day functions of the Basketball Operations Department, helping to manage personnel decisions, contract negotiations, salary cap strategies and scouting. He oversees and collaborates with his staff on all offseason activities, including the draft process, summer league, free agency and training camp. In addition to these tasks, Pelinka also assists with various media relations and other management functions.

Pelinka joined the Lakers after spending the greater part of two decades representing many of the NBA's top players as an agent. Named by Forbes as one the Top 10 Sports Agents in the World, Pelinka's experience gives him a unique, player-centric perspective of the NBA landscape that has helped shape the core values for the franchise.

The Lake Forest, Illinois, native earned his business degree from the Ross School of Business at the University of Michigan with high honors in 1993, before receiving his law degree, cum laude, from the University of Michigan Law School in 1996. While on campus at Michigan, Pelinka was a member of the 1989 NCAA National Championship basketball team, taking part in three NCAA Final Fours (1989, 1992, 1993) for the Maize & Blue. In 1993, Pelinka was named the NCAA Walter Byers Male Student-Athlete of the Year. Upon graduation, Pelinka practiced corporate law in Chicago and then embarked on a successful career as a sports agent, representing some of the all-time greats and many future NBA Hall-of-Famers, including the Lakers own Kobe Bryant.

Pelinka, 52, makes his home in Newport Beach with his wife, Dr. Kristin Pelinka, his son, Durham (14), and his daughter, Emery (12). Pelinka's off court interests include trail running, mountain biking, reading and spending as much time with his kids as his work schedule permits. Pelinka and his family take great joy serving in leadership capacities at The Exceptional Families Ministry of Mariners Church in Irvine, CA, and at The Painted Turtle Camp in Lake Hughes, CA.

**TIM HARRIS**

Overseeing Los Angeles Lakers business-related endeavors and marketing efforts for 23 years, Tim Harris brings more than 33 years of combined experience to the organization, currently serving as President of Business Operations. Responsible for the Lakers' day-to-day business operations, Harris oversees the team's sponsorship, ticketing, broadcast, marketing, game entertainment, media relations and community relations departments. Harris negotiated one of the largest regional TV deals in all of sports when the franchise struck a long-term partnership with Spectrum SportsNet in 2011 and is the team's driving force behind its radio partnership with 710 ESPNLA. Harris is also responsible for spearheading the Lakers' UCLA Health partnership, which led to the completion of the state-of-the-art UCLA Health Training Center in 2017. Recent career highlights for Harris include leading the negotiations to secure Bibigo as the team's first-ever global marketing partnership, one of the most lucrative partnerships in the NBA, and being honored with the prestigious 'Cult Brand of the Year' award at The Gathering of Cult Brands in 2019.

Adding to his extensive scope of responsibilities, Harris serves as a Lakers Alternate Governor and represents the club at team president meetings.

Beginning his career working for Dr. Jerry Buss in 1990, Harris was tasked with promoting and marketing the team's arena at the time, The Great Western Forum. By 1995, after much success in his role, Harris would become Vice President of Marketing for the building. Following the sale of the Forum in 1997, Harris was responsible for managing the Lakers transition out of Inglewood to the brand-new STAPLES Center as well as the new team training facility. At the conclusion of the club's move, Harris was brought on board to focus his efforts strictly on the Lakers, originally serving as Vice President of Sales and Marketing.

A standout soccer player at UCLA, Harris played four seasons as goalkeeper (1980-83), earning second team All-American honors in 1983 and finishing his career ranked third on the school's career victories list. He was later named to the UCLA Athletic Department Hall of Fame as one of the school's 25 all-time greatest athletes. Harris, who graduated from UCLA with a degree in sociology, went on to play five years professionally (1984-89), including three for the Dr. Buss-owned Los Angeles Lazars of the Major Indoor Soccer League. He was also a member of the United States Men's National Soccer Team in 1985.

An Inglewood native, Harris currently resides in Manhattan Beach with his wife Choel and their three children: Jude (17), Dane (15) and Gage (11).

SENIOR VICE PRESIDENT, FINANCE & CHIEF FINANCIAL OFFICER

**JOSEPH MCCORMACK**

Joseph McCormack is the Senior Vice President, Finance, and CFO for the Lakers.

In his position, McCormack is involved in all aspects of planning, budgeting, administration, development, governance and strategic initiatives for the organization and controlling ownership held by the various Buss family trusts.

McCormack joined the Lakers on December 12, 1988 when he was hired by Dr. Jerry Buss. Prior to that we worked at PricewaterhouseCoopers as a certified public accountant.

A Short Hills, New Jersey native with family ties to Wilson, Wyoming, McCormack earned his accounting degree from Providence College.

McCormack and his wife, Catherine, reside in Manhattan Beach and have two adult children (son Jack and daughter Ellen, who is married to Max), and one grandson, Bernard.

CHIEF LEGAL OFFICER & GENERAL COUNSEL



DAN GRIGSBY

Dan Grigsby is the Chief Legal Officer, General Counsel & Chief Integrity Officer of the Los Angeles Lakers. Dan began representing the Lakers as outside counsel in 1981 and moved in-house with the Lakers in 2014 after having practiced sports and entertainment law with several nationally and internationally recognized law firms for over 30 years, including having served as the principal outside legal counsel for the Lakers since 1990.

In his capacity as Chief Legal Officer, General Counsel & Chief Integrity Officer, Dan oversees and is responsible for all legal matters for the Lakers, the South Bay Lakers (the Lakers' NBA G League team), the Los Angeles Lakers Youth Foundation, Lakers Gaming (the Lakers' NBA 2K team), and other subsidiaries and affiliates of the Los Angeles Lakers.

Dan is a 6th generation Californian, grew up in Southern California, received his undergraduate degree in Political Science from UCLA and his law degree from Whittier College School of Law. Dan lives in Pacific Palisades with his wife Karen, has three adult children and three grandchildren, and is a life-long Lakers fan.

VICE PRESIDENT, RESEARCH & DEVELOPMENT



JOEY BUSS

Serving as the Vice President of Research and Development for the Lakers, Joey Buss is responsible for exploring new technologies and strategies for business and basketball development. Buss is also in charge of the South Bay Lakers, the NBA G League franchise owned and operated by the Lakers. Entering his 16th season as President/CEO of team's minor league affiliate, Buss is responsible for overseeing the SB Lakers business and basketball operations for the team.

Buss and Senior Director of Pro Personnel Nick Mazzella work closely with Rob Pelinka and Coach Darvin Ham to construct the Lakers Summer League and Training Camp rosters, while managing all two-way contracts, G League Call-Ups and assignment player decisions. The 2018 Summer League roster they constructed won the first six games in Las Vegas, en route to a second-straight championship game birth after taking home the 2017 Las Vegas Summer League Championship.

Behind the leadership of Buss, the SB Lakers franchise has established itself as one of the G League's top producers of NBA players, along with developing 26 assignment players for the Los Angeles Lakers, former South Bay Lakers have earned 45 NBA call-

ups. South Bay has won the division three times, making two trips to the G League Finals. College standouts Scotty Pippen Jr. of Vanderbilt and Cole Swider of Syracuse will join the team during their rookie seasons on two-way contracts, suiting up for both Los Angeles and South Bay.

Prior to assuming his current position with the South Bay Lakers, Buss spent a year preparing for his role as Lakers alternate governor, working closely with both Jeanie Buss and Tim Harris. Not long after becoming an alternate governor, Buss accepted the Larry O'Brien Trophy on behalf of the organization after the Lakers defeated the Orlando Magic in the 2009 NBA Finals.

After graduating from the University of Southern California, Buss served as a coaching associate for the Lakers during the 2006-07 season and got his first glimpse into the business of basketball at the age of 20, when he held a summer internship in the basketball operations department of the nearby Los Angeles Sparks for the 2004 and 2005 seasons.

Away from the court, Buss and his wife Dr. Nicole Buss reside in Rancho Palos Verdes with their sons Benjamin and Oliver. Dr. Nicole Buss earned her doctorate degree in Occupational Therapy at USC and serves on the Board of Directors for Town & Country Nursery School.



JESSE BUSS

Jesse Buss begins his eighth season in the role of Assistant General Manager/Director of Scouting. In his role, Buss oversees all scouting-related matters for the Lakers and has an essential role in the drafting of players for the franchise.

At the helm of the teams' scouting efforts, Buss orchestrates the schedules for the scouting staff, and maintains a rigorous scouting schedule himself, ensuring well-informed and thorough decisions can be made on all draft eligible prospects each year. During the summer months, Buss and Manager of Scouting Operations Moses Zapata manage the pre-draft workout process, which allows Buss and his staff to take a closer look at potential draft prospects.

Prior to his promotion, Buss served as the Lakers' director of scouting from 2012-15. Originally joining the organization in 2006, Jesse spent two seasons as a basketball operations assistant, where he wrote scouting reports in addition to his local scouting duties. He went on to serve as a scout from 2008-11, working domestically and internationally, and then as scouting coordinator for the 2011-12 season, overseeing all scouting operations.

The youngest son of the late Dr. Jerry Buss, Jesse grew up in San Diego and is a Dodgers, Rams and Kings fan. Buss resides in Brentwood with his fiancé, Sarah, and sons Ashton and Jaden.

DIRECTOR OF BASKETBALL AFFAIRS



KURT RAMBIS

Kurt Rambis serves as the Lakers' Director of Basketball Affairs, after spending 2018-20 as Senior Basketball Advisor. Rambis plays a key role in assembling each roster, including the NBA championship-winning team in 2019-20. He previously spent 16 years in various coaching and front office roles within the organization.

Following a decorated playing career, Rambis initially entered the coaching ranks as an assistant on Del Harris' staff for four-plus seasons (1994-1999). Twelve games into the 1998-99 season, Rambis took over as the Lakers' interim head coach where he compiled a 24-13 overall record, leading the team to the Western Conference Semifinals. He worked in the team's front office – first as an advisor and then as assistant general manager – in the 2000 and 2001 season, both of which ended with NBA Championships for the Lakers. Rambis returned to the sidelines and joined head coach Phil Jackson's staff for seven seasons (2001-04, 2005-09) and for half of the 2004-05 season under interim head coach Frank Hamblen. Over that time, Rambis helped guide the Lakers to four NBA Finals appearances (2002, 2004, 2008, 2009), with the team winning NBA Championships in 2002 and 2009.

Rambis served as head coach of the Minnesota Timberwolves from 2009-11 and from 2014-18 spent four seasons as associate head coach of the New York Knicks, including a stint as interim head coach in 2016.

A graduate of Santa Clara University with a B.S. in psychology, Rambis signed with the Lakers prior to the 1981-82 season and, as a player, helped the club to four NBA titles (1982, 1985, 1987, 1988). Rambis would later go on to play for the Charlotte Hornets, Phoenix Suns and Sacramento Kings.

Rambis and his wife, Linda, reside in Manhattan Beach, CA, and have three children: Jesse, Jordan and Ali.

CHIEF OF STAFF



SAMANTHA TUBMAN

Samantha Tubman has served as Chief of Staff in Basketball Operations for the Lakers since March 2021. In her role, Tubman works closely with the VP, Basketball Operations and General Manager to organize, prioritize, and execute on both short-term projects and strategic initiatives for the department. She is the primary liaison to management in both business and basketball, facilitating interdepartmental planning, coordination, and communication.

Tubman previously served as the Manager of Special Projects, Executive Office for the Obama Foundation from 2017-21 and was the Assistant Chief of Protocol for Visits for the U.S. Department of State from 2013-17.

She also worked for The White House from 2009-13, first acting as the Associate Deputy Director, Social Office for two years and then serving as the Deputy Social Secretary for two years.

Tubman received her undergraduate degree in History from Haverford College and her MPA from the University of Pennsylvania.

SENIOR DIRECTOR, PRO PERSONNEL / GENERAL MANAGER, SOUTH BAY LAKERS



NICK MAZZELLA

A member of the Lakers organization since 2004, Nick Mazzella enters his fourth season as Senior Director of Pro Personnel, also serving as the General Manager of the South Bay Lakers for his 10th season. Mazzella works closely with Vice President of Research and Development Joey Buss, researching new strategies and technologies for the organization's basketball operations department, while overseeing the Summer League roster, two-way contracts and L.A. Lakers training camp signings. His South Bay Lakers duties are wide-ranging and include the day-to-day management of the team, serving as point person for all personnel decisions, negotiations, staff hiring's and scouting for the team.

Los Angeles saw immediate success at the Las Vegas Summer League with Mazzella and Buss at the helm. In 2017, the franchise won it's first-ever Summer League Championship, and again advanced to the championship game in 2018.

Named General Manager of the South Bay Lakers in 2013, Mazzella continues to build competitive teams year-after-year. In his first season, South Bay won the West Division Title after finishing with a 31-19 record, the second-best mark in the G League. In

addition to a division crown in his very first season, Mazzella's Lakers were one game away from the franchise's first-ever NBA G League Championship in 2015-16.

Overall, 24 players have received NBA call-ups under Mazzella's leadership, and South Bay has helped to develop 15 Lakers assignment players. Scotty Pippen Jr. and Cole Swider join the Lakers roster on two-way contracts after suiting up for the purple and gold during the 2022 Summer League.

Entering his 10th season in basketball operations, Mazzella served as Director of Research and Development from 2017-19 and from 2004-2013, was a member of the Lakers Media Relations department, taking over as Media Relations Coordinator in 2006. During that span, Mazzella was part of two NBA championship teams and made three trips to the NBA Finals.

A graduate of the University of California, Santa Barbara, Mazzella received a bachelor's degree in Business Economics with a minor in Sports Management in 2006.

He and his wife Susan are the proud parents of two children, Georgiana and Thomas, and reside in Redondo Beach.

BASKETBALL OPERATIONS



KEITH CHAMBERLAIN
Exec. Administrator,
Player Programs
& Logistics



PHILIP CHANG
Director,
Basketball Analytics
& Research



COOPER CHIA
Basketball Analyst
& Developer



NATHAN HOLLENBERG
Data Scientist




ED KELLY
Manager,
Travel Operations -
South Bay Lakers



RANDY MIMS
Exec. Administrator,
Player Programs
& Logistics



GARRETT PARTMAN
Exec. Administrator,
Player Programs
& Logistics



MARSHALL RADER
Manager, Salary
Cap Strategy



DEVIN ROBINSON
Executive Assistant
to Head Coach



BRADY STUART
Manager,
Travel Operations



SAM USHER
Senior Manager,
Basketball
Operations

SCOUTING STAFF



IRVING THOMAS
Head Scout



SEAN BUSS
Scout



ELAN VINOKUROV
Scout




DANIEL EWING
Scout



AARON JACKSON
Scout



ANTONIO MACEIRAS
International Scout



CAN PELISTER
International Scout



MOSES ZAPATA
Manager, Scout
Support & Strategy



DARVIN HAM

Darvin Ham enters his first season with the Lakers in 2022-23, taking the helm as the 28th head coach in Lakers franchise history and the 24th in the Los Angeles era. He was hired on June 3, 2022.

Ham, 49, joins the Lakers after serving as an assistant coach with the Milwaukee Bucks from 2018-22 where he helped the team to the 2021 NBA Championship.

A native of Saginaw, Michigan, Ham enjoyed an eight-year NBA playing career (1996-98, 1999-2005), suiting up with Detroit, Atlanta, Milwaukee, Washington, Indiana and Denver. He appeared in 55 playoff games (11 starts) for Milwaukee and Detroit, averaging 1.3 points and 1.2 rebounds in 7.4 minutes per game and was a member of the 2004 championship team with the Pistons. He appeared in 417 career games (45 starts), averaging 2.7 points and 2.3 rebounds in 12.4 minutes per game. Ham played three seasons at Texas Tech prior to his professional career, playing 90 games (60 starts) and averaging 8.1 points, 5.1 rebounds and 1.0 assists in 22.9 minutes. Following his time in the NBA, Ham played internationally in Spain, the Philippines and Puerto Rico.

After his successful playing career, Ham began coaching in 2008 as an assistant coach with the New Mexico Thunderbirds of the NBA Developmental League before taking over as general manager and head coach of the team in 2010. In 2011, Ham joined the Lakers as an assistant coach, spending two seasons with Los Angeles. He would then spend five seasons as an assistant with the Atlanta Hawks (2013-18), including the final two season as the lead assistant, before joining the Bucks as the lead assistant coach in 2018.

Ham has also been a global ambassador for the sport, helping young athletes through coaching and participating in NBA Youth Camps in six different countries. He has participated in the Basketball Without Borders program in 2005 in South Africa, 2014 in Europe, 2015 in the Dominican Republic, 2017 in the Bahamas and 2018 in Asia.

He and his wife, Deneitra, who is an educator, have been married for 24 years and have three sons: Darvin Jr., Donovan and Dominic.

DARVIN HAM'S NBA COACHING CAREER						
YEAR	TEAM	POSITION	REGULAR SEASON		NBA PLAYOFFS	
			W-L	PCT	W-L	PCT
2011-12	Los Angeles Lakers	Assistant Coach	41-25	.621	5-7	.417
2012-13	Los Angeles Lakers	Assistant Coach	45-37	.549	0-4	.000
2013-14	Atlanta Hawks	Assistant Coach	38-44	.463	3-4	.429
2014-15	Atlanta Hawks	Assistant Coach	60-22	.732	8-8	.500
2015-16	Atlanta Hawks	Assistant Coach	48-34	.585	4-6	.400
2016-17	Atlanta Hawks	Assistant Coach	43-39	.524	2-4	.333
2017-18	Atlanta Hawks	Assistant Coach	24-58	.293	-	-
2018-19	Milwaukee Bucks	Assistant Coach	60-22	.732	10-5	.667
2019-20	Milwaukee Bucks	Assistant Coach	56-17	.767	5-5	.500
2020-21	Milwaukee Bucks	Assistant Coach	46-26	.639	16-7*	.696
2021-22	Milwaukee Bucks	Assistant Coach	51-31	.622	7-5	.583
TOTALS			512-355	.591	60-55	.522
*NBA Champion						

DARVIN HAM'S NBA PLAYING CAREER					
YEAR	TEAM	REGULAR SEASON		NBA PLAYOFFS	
		W-L	PCT	W-L	PCT
1996-97	Denver/Indiana	20-39	.339	-	-
1997-98	Washington	42-40	.512	-	-
1999-00	Milwaukee	20-18	.526	2-3	.400
2000-01	Milwaukee	18-13	.581	10-8	.556
2001-02	Milwaukee	32-39	.451	-	-
2002-03	Atlanta	35-47	.427	-	-
2003-04	Detroit	45-18	.714	16-7*	.696
2004-05	Detroit	46-25	.648	15-10	.600
TOTALS		258-239	.519	43-28	.606
*NBA Champion					

**CHRIS JENT**

Chris Jent joins Los Angeles for his first season as an assistant coach for the Lakers.

Jent, 52, joins the Lakers after serving as an assistant coach with the Atlanta Hawks from 2017-22.

Jent has also spent time on the coaching staffs of the Philadelphia 76ers (2003-04), Orlando Magic (2004-05, including a stint as interim Head Coach), Cleveland Cavaliers (2006-11), Ohio State (2011- 13, including a Final Four in 2012) and Sacramento Kings (2013-15).

He was head coach of the Bakersfield Jam of the NBA G League in 2015-16 before returning Ohio State as an assistant coach in 2016-17.

A 10-year pro as a player, Jent was a member of the 1994 NBA Champion Houston Rockets and also played for the New York Knicks during the 1996-97 season. He also spent five seasons in the Continental Basketball Association (CBA) and played overseas in Australia, Italy, Spain and Greece.

Jent grew up in Sparta, NJ before heading to Ohio State. He played four seasons (1988-92) and helped lead the Buckeyes to three consecutive NCAA Tournaments and back-to-back Big Ten championships.

Jent and his wife, Alice, have a son Jimmy, and two daughters, Corrin and Robin.

**PHIL HANDY**

Phil Handy returns for his fourth season as an assistant coach for the Lakers, having been a member of the 2020 NBA Championship staff.


Handy, 51, most recently served as assistant coach with the Toronto Raptors in 2018-19, where he contributed to the franchise's first NBA Championship in 2019. Prior to his stop in Canada, Handy was an assistant coach and director of player development with the Cleveland Cavaliers, where he worked for five seasons and was a member of the Cavaliers 2016 championship staff. He returns to the Lakers after serving in a player development role from 2011-13.

A native of San Leandro, California, Handy has strong ties to the Bay Area where he spent five years (2006-11) coaching young talent with the AAU Club Team 94, while training NBA players during the off-season. Handy also ran his own basketball training business for more than 13 years, working with top level talent in the from NBA, Europe and the collegiate ranks.

Handy played two seasons at the University of Hawaii, earning WAC All-Defensive Player of the Year and All-Newcomer honors. He had two NBA stints as a player with Golden State and Portland, and his professional playing career also included stops in CBA, Israel, France, England, Germany, Italy and Australia.

Handy resides in New Jersey with his wife of 24 years, Christina.

ASSISTANT COACH



JORDAN OTT

Jordan Ott joins Los Angeles for his first season as an assistant coach for the Lakers.

Ott recently finished his sixth season as an assistant coach for the Brooklyn Nets, where he also served as the head coach of Brooklyn's Summer League team in 2021. He also took on the head coaching duties for Los Angeles at the 2022 Summer League in Las Vegas.

Prior to his tenure with the Nets, Ott spent three seasons (2013-16) as the video coordinator for the Atlanta Hawks. He served in the same capacity with the Michigan State men's basketball program for five seasons (2008-13) under Hall of Fame head coach Tom Izzo.

Ott received his bachelor's degree from Penn State in 2006 and earned his master's degree from Michigan State in 2008. The McConnellsburg, Pa., native also served as an assistant coach with the Dominican Republic national team in the 2015 FIBA Americas Championship in Mexico City.

ASSISTANT COACH



J.D. DUBOIS

J.D. DuBois joins Los Angeles for his first season as an assistant coach for the Lakers.

DuBois most recently served as an assistant coach with the Detroit Pistons from 2018-22 after working with the Toronto Raptors in player development during the 2017-18 season. Prior to his coaching career, DuBois played professionally overseas, suiting up for the Fraport Skyliners, Dynamo Moscow, and APOEL Nicosia.

DuBois played collegiately at the University of Utah during the 2012-13 season after transferring from Loyola Marymount University where he played from 2008-12, being named to the WCC All-Freshman Team in 2009. Across four collegiate seasons, DuBois averaged 12.0 points, 2.9 rebounds, 2.6 assists and 1.1 steals in 31.3 minutes per game.

**SCHUYLER RIMMER**

Schuyler Rimmer joins Los Angeles for his first season as an assistant coach for the Lakers.

Rimmer joins the Lakers after spending the last four seasons with the Milwaukee Bucks, serving as the team's assistant video coordinator after working with the Atlanta Hawks during the 2017-18 season. He also joined the Lakers as an assistant coaching during the team's 2022 Summer Leagues in San Francisco and Las Vegas.

Rimmer played collegiately at Florida from 2015-17 and appeared in 46 games after transferring from Stanford where he played for two seasons from 2013-15, suiting up in 16 games. A 2013 graduate of Boone High School in Orlando, Florida, Rimmer averaged 15.0 points, 13.5 rebounds and 4.5 blocks per game as a senior and was named first team all-state, first team all-county and first team all-metro.

**ZACH PETERSON**

Zach Peterson joins Los Angeles for his first season as an assistant coach for the Lakers.

Peterson most recently served as a player development coach with the Oklahoma City Thunder, a role he occupied since joining the club prior to the 2019-20 season. Previously, he served as the head video coordinator for the Milwaukee Bucks during the 2018-19 season. Prior to his time in Milwaukee, Peterson spent four years with the Atlanta Hawks, where he climbed the ranks from a video intern in 2014 to an assistant video coordinator in 2016 and finally the head video coordinator for the 2017-18 season.

Peterson began his work in sports as he attended Michigan State University from 2009-13, spending his first two years as the student manager for the women's basketball team before working with the men's team his junior and senior years.

**DRU ANTHROP**

Dru Anthrop returns for his fourth season as head video coordinator for the Lakers, having been a member of the 2020 NBA Championship staff. Anthrop also served as an assistant coach for the 2021 and 2022 Lakers Summer League teams.

Entering his ninth season as a video coordinator, Anthrop joined the staff from the Memphis Grizzlies, where he served as assistant video coordinator and player development assistant, contributing to all aspects of the team's video operations and on-court preparation. Before his time in Memphis, Anthrop spent two seasons as special assistant to the head coach during his time in Orlando and was responsible for all video edits as well as the staff's administrative needs. He also spent a season with St. John's University as a graduate assistant and was a film coordinating intern for the Indiana Pacers from 2013-15.

A native of West Lafayette, IN, Anthrop was a four-year basketball letterman at Purdue from 2009-13 and member of the Big Ten Championship team in 2010. Dru graduated with a degree in business management, with a minor in organizational leadership and supervision.



BILL BERTKA

Bill Bertka returns for his 54th year of service in the NBA and his 48th overall season with the Lakers. Bertka has been with the organization through 11 NBA Championships and 20 NBA Finals appearances. Most recently, Bertka was honored as the 2019 recipient of the Tex Winter Lifetime Achievement Award from the National Basketball Coaches Association, an honor recognizing extraordinary contributions to the sport throughout a career by building a body of work that has had a positive and powerful impact on the NBA coaching profession.

Serving as an assistant coach under nine Lakers head coaches dating back to 1981, Bertka brings a wealth of experience to the position, including coaching Laker big men Wilt Chamberlain, Kareem Abdul-Jabbar, Vlade Divac, Shaquille O'Neal, and Andrew Bynum. His talent as a scout and experience in player personnel matters make him an excellent resource for the team's basketball operations staff.

Bertka became the first full-time scout in league history when the Lakers hired him in 1968. When Head Coach Bill Sharman took over the team in 1971-72, Bertka began working with players while also adding advance scouting duties. That team would later go on a 33-game winning streak – a still-standing professional sports record – en route to an NBA title, giving Bertka his first ring. In 1974, he left the Lakers to become the first general manager of the New Orleans Jazz and also had an initial ownership stake in the franchise through his company, Invest West Sports.

In 1981, Pat Riley became head coach of the Lakers and brought Bertka back as his first assistant. Together, the duo constructed what came to be known as the Lakers "Showtime" era, guiding the team to seven NBA Finals appearances in nine seasons and winning four NBA titles (1982, 1985, 1987, 1988). Bertka remained as an assistant coach with the Lakers for two decades, later winning back-to-back championships under Head Coach Phil Jackson (2000, 2001). Following his final season on the Lakers bench in 2001, Bertka transitioned to a primary role as a scout, a position in which he served through the 2011-12 season while winning three more NBA titles. He continues to advise the Lakers as a basketball consultant in the scouting department.

Bertka has twice served as interim coach of the Lakers, coaching two games during the 1993-94 season and one game while replacing Del Harris in 1998-99. He holds a 2-1 career record as an interim head coach, and his 1999 coaching appearance made him the oldest person to ever coach an NBA game at the age of 71.

The Santa Barbara native is also well known for founding Bertka Views, one of the most successful college scouting services in the country, which he and his wife, Solveig, operated from 1961-1995. Throughout that time period, many of the nation's premier college basketball programs utilized Bertka Views as their sole scouting service. Adding another feather to his cap during the summer of 1992, Bertka served as a scout for the United States' Olympic basketball team at the European Qualifying Tournament in Zaragoza, Spain. Additionally, Bertka hosted Sports With Bertka, his own radio show in Santa Barbara that won three Golden Mike Awards in the 1970's.

In 1989, Bertka enjoyed the dual distinction of being inducted into each of his hometowns' respective Hall of Fames; In May of that year he was inducted into the Santa Barbara Sports Hall of Fame and just five months later in October, he was inducted into the Summit County (Ohio) Sports Hall of Fame, where he grew up as a child. In January of 2004, Bertka was inducted into the Kent State University Sports Hall of Fame and most recently, was an inaugural inductee into the Santa Barbara Basketball Court of Champions in June 2014.

Bill and Solveig have two married daughters, Britt, who is married to veteran NBA assistant coach Jim Eyen, and Kris, married to Yankees scout Bill Pintard, and make their home on a 50-acre avocado ranch in Santa Barbara. They have four grandchildren and two great-grandchildren.





ROGER SANCHO

Roger Sancho enters his second season as Head Athletic Trainer for the Lakers. Sancho previously spent seven seasons with the Golden State Warriors, where he was most recently the Associate Head Athletic Trainer and Performance Coach.

Sancho is charged with year-round oversight of the care, prevention and treatment of injuries to the players on the roster. As head of the athletic training staff, he works closely with the coaching staff and front office to ensure the highest level of performance on the court, while also being charged with emergency on-court procedures.

Sancho spent the 2021 summer working with the Nigerian Men's Basketball Team for the 2020 Olympics in Tokyo where he served as the Head Athletic Trainer and Strength and Conditioning Coach.

Prior to his role with Golden State, Sancho spent two seasons with the Santa Cruz Warriors as the head athletic trainer while also assisting the Golden State training staff beginning with the organization's championship season in 2014-15. Sancho served as an intern athletic trainer at Southern Methodist University and as a graduate assistant

athletic trainer at Baylor. He worked with the SMU football team and the Baylor track and field team before joining the Warriors.

The Sulphur Springs, Texas native earned his bachelor's degree in athletic training from the University of Texas at Arlington in 2012 and his master's degree from Baylor in 2014.

Sancho currently lives in Marina del Rey with his wife, Nicolette, and their dogs, Dak and Chi.

HEAD STRENGTH & CONDITIONING COACH



ED STREIT

Ed Streit enters his second season as Head Strength and Conditioning Coach for the Lakers, after spending the previous two seasons as the team's Assistant Head Strength and Conditioning Coach. Streit is responsible for designing and implementing a strength and conditioning program with the goal of keeping the players performing at elite levels throughout the NBA season.

Prior to joining Los Angeles, Streit spent the 2018-19 season as the head strength and conditioning coach for Dayton's men basketball and served in the same role during the 2017-18 season at the University of Connecticut. Streit also spent three-and-a-half years with the Chicago Bulls on their strength and conditioning staff. He also worked two seasons with the men's and women's basketball teams at Arizona State as a graduate assistant strength and conditioning coach, following a stint as a sports performance intern while at DePaul, where he also worked with both men's and women's basketball.

A certified Strength and Conditioning Specialist (CSCS) by the National Strength and Conditioning Association, Streit has a bachelor's degree in Exercise Science from Illinois State University. He is pursuing his master's degree in Strength and Conditioning from Concordia University Chicago.

BASKETBALL OPERATIONS

TRAINING STAFF



JON ISHOP
Asst. Athletic Trainer /
Athletic Perf. Liaison



MIKE MANCIAS
Athletic Trainer /
Athletic Perf. Liaison



FELICE BEITZEL
Massage Therapist



JERI BLATT
Massage Therapist



**GUADALUPE
GENIS-GONZALES**
Massage Therapist



**OCTAVIO
MARQUEZ-MONTOTA**
Asst. Athletic Trainer



SHANE BESEDICK
Asst. Athletic Trainer



ISELA SANCHEZ
Asst. Athletic Trainer

STRENGTH & CONDITIONING



RANDY FLORES
Asst. Strength &
Conditioning Coach



ANTHONY BARRY
Asst. Strength &
Conditioning Coach



JUSTICE BARTLEY
Asst. Video
Coordinator



MICAH FRACTION
Asst. Video
Coordinator



JON PASTOREK
Player Dev. Coach /
Advance Scout

PLAYER DEVELOPMENT STAFF


EQUIPMENT STAFF




ANDREW HENK
Head Equipment
Manager



BRIAN CUATT
Asst. Equipment
Manager



CHASE HENNEBRY
Asst. Equipment
Manager



STU LANTZ

Stu Lantz enters his 36th season as an analyst for Lakers broadcasts. With the end of the Lakers simulcast era prior to the 2003-04 season, Stu now teams with play-by-play man Bill Macdonald and broadcasts every Lakers game televised on Spectrum SportsNet. Providing each broadcast with his expert analysis and unique insight garnered through his 40-plus years associated with the NBA as both a player and analyst, he has received numerous awards over the years. Most recently, Stu was inducted into the Southern California Sports Broadcasters Hall of Fame as part of the 2018 class. Chosen Southern California's best radio color commentator six times by the Southern California Sports Broadcaster's Association and best television color commentator on seven occasions, Stu has also won nine local EMMY Awards for his work in the Best Live Sports Telecast category.

A graduate of the University of Nebraska (1968), the Cornhuskers officially retired his uniform number (22) on October 17, 1989 during halftime ceremonies of a Lakers' preseason game in Lincoln. Born in Uniontown, PA, Stu was originally a third round draft pick of the San Diego Rockets in 1968. Spending his first three seasons in San Diego, he also played for the Detroit Pistons (1972-1974) and New Orleans Jazz (1974) prior to being traded to the Lakers in December of 1974. He played less than two seasons in Los Angeles before announcing his retirement following the 1976-77 campaign due to a back injury.

Immediately following his playing career, Stu embarked on a broadcasting career, serving as a commentator for the San Diego Clippers, San Diego State University, CBS and the NBA Radio Network. In addition to his broadcast work, for 20-plus years, he also served as an instructor at Pete Newell's renowned Big Man's Camp during the offseason, helping improve the skill-set of some of the game's premier big men.

Stu and his wife, Linda, live in San Diego and are the parents of Todd, Kristin and Shane.

TELEVISION PLAY-BY-PLAY ANNOUNCER



BILL MACDONALD

Long-time Southern California area broadcaster and four-time local Emmy Award-winning announcer and host Bill Macdonald enters his 13th season behind the mic as Lakers television play-by-play announcer on Spectrum SportsNet. Most recently, Macdonald was inducted into the Southern California Sports Broadcasters Hall of Fame as part of the 2020 class.

The versatile Macdonald, a fixture on Fox Sports West/Prime Ticket since its inception in 1985 through the Lakers final season on the network (2012), has broadcast in a variety of capacities over the years as host, field reporter and play-by-play announcer for professional basketball, baseball and hockey, among other sports.

The host of pre- and post-game shows "Lakers Live," "Angels Live" and "Ducks Live" before joining the Lakers announcing team, Macdonald has also served as the play-by-play voice for UCLA men's basketball and football and Los Angeles Avengers football.

Having filled in as the Angels, Ducks and Los Angeles Kings play-by-play announcer over the years as well as the Lakers play-by-play announcer on both television and radio, Macdonald most notably called Kobe Bryant's historic 81-point game on January 22, 2006.


In his career, Macdonald's hosting duties have included the "UCLA Sports Magazine," the Emmy Award winning Kings pre-game show "Break the Ice," "Carl's Jr. Sports Roundtable," the Pac-10 basketball tournament from STAPLES Center, the multiple Emmy award winning nightly sports news program "Press Box" and live, phone-in talk show "It's Your Call."

Actively involved with charities such as the Special Olympics, the Ronald McDonald House, and the NBA's Read to Achieve, Macdonald's work on "Training for Life: The California Special Olympics" was awarded with yet another Emmy.

Born in Bronxville (NY) but moving to Corona del Mar (CA) at an early age, Macdonald attended the University of Southern California where he graduated in 1981 with a degree in communication.

Currently residing in Newport Coast, Macdonald is the proud father of three sons: twin boys, Kirk and Cory, and Billy Jr.

RADIO PLAY-BY-PLAY ANNOUNCER



JOHN IRELAND

Serving as the team's sideline reporter on KCAL-9 from 2002-11, John Ireland returns for his 12th season behind the mic as radio play-by-play announcer for the Lakers.

A seven-time local Emmy Award winner for sports television, he currently co-hosts the Mason and Ireland Show on the Lakers flagship station, 710 AM ESPNLA Radio.

Ireland grew up in Corona del Mar and graduated from UCLA in 1985 with a degree in history. His career path took him to stations in Monroe (LA), Beaumont (TX), and San Diego before bringing him home to the Los Angeles area in 1995.

In addition to his studio and "roving reporter" work over the years, Ireland added the Los Angeles Clippers radio play-by-play announcer responsibilities to his resume in 1997, working five seasons for the team before joining the Lakers beat in 2002. He is a six-time recipient of the Southern California Sports Broadcasters (SCSB) Irv Kaze Radio Talk Show Host Award, and in 2020, was inducted into the Southern California Sports Broadcasters Hall of Fame.

Ireland is involved in numerous charity organizations that include Autism Speaks among others. He and his wife, Leasa, reside in Manhattan Beach with their son, Jack.

RADIO ANALYST



MYCHAL THOMPSON

A member of the Lakers championship teams in 1987 and 1988, Mychal Thompson enters his 20th season as the team's radio analyst. Formerly the Minnesota Timberwolves television analyst for two seasons, Thompson teams with play-by-play announcer John Ireland for all Lakers radio broadcasts.

Thompson, a standout at the University of Minnesota, averaged 20.8 points per game throughout his four-year collegiate career and was named All-America following both the 1976-77 and 1977-78 campaigns. The leading scorer in Golden Gopher history with 1,992 points, Thompson was the first overall selection in the 1978 NBA Draft by the Portland Trailblazers. In 12 seasons and 935 regular season games with the Trail Blazers, Lakers and San Antonio Spurs, Thompson averaged 13.7 points, 7.4 rebounds and 2.3 assists.

Prior to joining the Lakers broadcast team, Thompson co-hosted a radio show in Portland, Ore. and also worked with the NBA's Vancouver Grizzlies, Seattle Supersonics and Trail Blazers as a television broadcast color analyst. Thompson also serves as Sports Ambassador for his native Bahamas.

Thompson and his wife, Julie, reside in Ladera Ranch and have three sons: Mychel, a professional basketball player with past NBA and NBA G League experience who now serves as the Video Coordinator for the Golden State Warriors, Klay, who won NBA Championships in 2015, 2017, 2018 and 2022 as a member of the Golden State Warriors and has gold medals from the 2016 Olympic Games in Rio de Janeiro and the 2014 World Championship in Spain, and Trayce, who is a member of the Los Angeles Dodgers organization and has played in the major leagues for the Chicago White Sox, Dodgers, Oakland Athletics, Chicago Cubs and San Diego Padres.



SAMUEL JACOBO

Beginning his first season as a play-by-play announcer for the Lakers, Samuel Jacobo serves as the Spanish Voice of the team, broadcasting every game on Tu Liga Radio 1330, the Lakers Spanish language flagship.

Jacobo brings years of experience to the Lakers, having worked for national and international radio and television companies like Univision, Telemundo, Canal 22, ESPN, Fox Deportes and Spectrum. He has also provided coverage of World Cups, Copa Libertadores, the UEFA Champions League as well as various local and international tournaments for different disciplines like boxing and basketball for HBO and Fox Deportes.

He has also served as the director of radio magazines such as Bazar Deportivo, alternating between shows and general news. He can also be heard on the call for Angel City FC games as the official Spanish radio broadcaster for the NWSL team.

Born in Culiacán Sinaloa, Mexico, Samuel has a Master's degree as a broadcaster and sports journalist.

SPANISH RADIO ANALYST



JOSE "PEPE" MANTILLA

Since 1993, Jose "Pepe" Mantilla has served as an analyst for Lakers Spanish broadcasts, now serving his 30th season in that capacity with nearly 40 years of broadcasting experience overall. Most recently, Mantilla was inducted into the Southern California Sports Broadcasters Hall of Fame as a member of the 2021 class. The original Spanish voice of the Lakers, Mantilla broadcasts every game to the team's large and growing Hispanic audience and has not missed a single game in his over two decades with the team. The Mexico native has seen the team claim six NBA titles during his tenure, which has included hosting "El Show de Los Lakers" and "Fiesta Lakers."

One of the most active sports journalists in Los Angeles, he is also a popular panelist for radio and TV sports shows, and as a result, was honored with the National Hispanic Media Coalition Impact Award in 2014. In addition to those duties, Pepe has managed to find time to broadcast the Olympics, MLB, the NFL, WNBA, the Pan American Games, college football and basketball, and a variety of soccer leagues and events, including several FIFA World Cups, MLS, the EPL, SERIE A, and Mexico's national soccer league. He was also the Spanish voice of USC Trojans football for multiple seasons since the turn of the century

(most recently between 2012-14), and provided English commentary during the 2006 and 2010 FIFA World Cups for AM 570 radio, and 2014 World Cup for 710 AM.

A graduate of UNAM in Mexico, Pepe has one daughter, Mercedes, and one son, Andres from his late wife Ivonne, and makes his home in Irvine.



LAWRENCE TANTER

Entering his 40th season as the Public Address Announcer for the Lakers, Lawrence Tanter is the longest-tenured PA announcer in franchise history and second-longest tenured in NBA history. Beginning in 1982 at the Great Western Forum and continuing to the present Crypto.com Arena, he has provided the vocal soundtrack to more than 1,600 games from his familiar seat at center court, including four NBA All-Star games, 14 NBA Finals series, and nine NBA Championships. His mild demeanor coupled with his smooth delivery are unique to the NBA, ranging from the dissonant tone sensed in his voice with lines such as "Too Many Steps" to the cool declaration of "The Laker Girls."

Born in Chicago, Illinois, Tanter was a member of an Illinois state championship team while at Thornton High School. He later played at the University of Dubuque in Iowa.

Tanter's role with the Lakers happened almost by chance. After developing a fandom for the team upon moving to Los Angeles in 1972, Tanter – a radio veteran by trade – began to envision a potential role as the voice that would bring the game to the fans in the stands. What started as a tiny thought eventually blossomed into the most notable role of his career when Jamaal Wilkes, a friend at the time, referred him to the team's public

relations staff. Tanter, seeking any opportunity, sent in tape of his voiceover work, only to hear back one month later about an opening in the position that he has now held for four decades.

A jazz historian and enthusiast, Tanter is a veteran of more than 40 years of work at numerous radio stations throughout the Los Angeles area. He has interviewed over 500 recording artists, written liner notes for 20 albums, narrated several video games, including some voiceover on the NBA2K franchise, and done voice-overs for more than 6,000 commercials.

Retired from radio since 2011, he spends his free time gardening at his home or staying active in his community. For almost 20 years he has regularly visited senior living facilities to speak with senior citizens about jazz. On these trips, Tanter oftentimes brings books or albums to aid in his talks, adding that "it's another avenue to keep their minds and souls active." He is also involved with his local block club, where he aids elderly citizens in painting their fences, cutting their grass, or completing other work around their homes.

SIDELINE REPORTER



MIKE TRUDELL

Entering his 15th season with the Lakers and 10th as the team's sideline reporter, Mike Trudell will maneuver around the court and locker room for Spectrum SportsNet alongside play-by-play voice Bill Macdonald and analyst Stu Lantz.

Trudell also serves as the team's beat reporter for Lakers.com, as he has since the 2008-09 season as a full-time member of the team's traveling staff. He added sideline TV duties for road games during the 2010-11 campaign and has been the sideline reporter for all locally televised Lakers games since the inaugural Spectrum SportsNet season of 2012-13. He also fills in as a host at the network, and makes appearances as an analyst for studio shows, as well as for the occasional L.A. Sparks or L.A. Galaxy game on Spectrum. He worked as a game analyst for several Sparks games in 2022.

Since 2019-20, Trudell has filled in to call several Lakers games on ESPN L.A. 710 for radio play-by-play voice John Ireland, with analyst Mychal Thompson. Trudell also worked as a sports talk radio host at ESPN L.A. 710 from 2013-19 alongside Thompson ("Thompson and Trudell"). Additionally, he has filled in for Thompson as the analyst on radio broadcasts for several seasons.

Trudell also handles play-by-play duties for the South Bay Lakers for a few G-League games each season, alongside analyst A.C. Green.

Like the Lakers, Trudell came to Los Angeles from Minnesota, where he was the reporter for Timberwolves.com from 2006-08. He also worked for the NFL's Minnesota Vikings and Baltimore Ravens, the Cologne Centurions of NFL Europe and was a play-by-play announcer for the University of Minnesota's women's soccer team, in addition to several high school sports teams.

Trudell is a 2004 graduate of Northwestern University's Medill School of Journalism in Evanston, Ill., outside of Chicago, with a double major in history. He played Big Ten varsity soccer and also honed his broadcast skills at the campus TV (NNN) and radio (WNUR) stations.

Raised in Lake Minnetonka, Minnesota, Trudell currently resides in Redondo Beach with his wife, Annie, identical twin boys Jett and Talan, son Riggs, and French Bulldog Lyta.



THE PLAYERS

26 Patrick Beverley
30 Troy Brown Jr.
32 Thomas Bryant
34 Max Christie
36 Anthony Davis
42 Wenyen Gabriel
44 LeBron James
55 Damian Jones

57 Kendrick Nunn
60 Scotty Pippen Jr.
62 Austin Reaves
64 Dennis Schröder
67 Cole Swider
69 Juan Toscano-Anderson
71 Lonnie Walker IV
73 Russell Westbrook



PATRICK BEVERLEY

21

Height: 6'2
Weight: 180
Born: 7/12/88 (Chicago, IL)
High School: Marshall (Chicago, IL)
College: Arkansas
Experience: 10 years pro

CAREER REGULAR SEASON STATISTICS

Year	Team	G	GS	MIN	FG	FGA	PCT	3FG	3FGA	PCT	FT	FTA	PCT	OFF	DEF	TOT	A	PF	DQ	STL	TO	BLK	PTS	AVG
12-13	HOU	41	0	713	79	189	.418	36	96	.375	34	41	.829	45	64	109	117	83	0	37	44	21	228	5.6
13-14	HOU	56	55	1751	199	481	.414	92	255	.361	83	102	.814	72	124	196	151	174	4	77	66	23	573	10.2
14-15	HOU	56	55	1727	204	532	.383	115	323	.356	45	60	.750	67	170	237	192	182	3	59	83	23	568	10.1
15-16	HOU	71	63	2041	258	594	.434	124	310	.400	60	88	.682	73	177	250	239	234	1	94	91	26	700	9.9
16-17	HOU	67	67	2058	228	543	.420	110	288	.382	73	95	.768	95	298	393	281	222	3	99	100	25	639	9.5
17-18	LAC	11	11	334	48	119	.403	24	60	.400	14	17	.824	16	29	45	32	34	0	19	25	5	134	12.2
18-19	LAC	78	49	2137	194	477	.407	112	282	.397	96	123	.780	76	312	388	300	265	6	67	85	43	596	7.6
19-20	LAC	51	50	1342	147	341	.431	80	206	.388	31	47	.660	57	209	266	183	156	5	54	66	25	405	7.9
20-21	LAC	37	34	832	93	220	.423	56	141	.397	36	45	.800	29	90	119	76	108	1	29	34	28	278	7.5
21-22	MIN	58	54	1476	177	436	.406	83	242	.343	96	133	.722	62	178	240	268	174	2	67	73	52	533	9.2
TOTALS		526	438	14411	1627	3932	.414	832	2203	.378	568	751	.756	592	1651	2243	1839	1632	25	602	667	271	4654	8.8

CAREER POSTSEASON STATISTICS

Year	Team	G	GS	MIN	FG	FGA	PCT	3FG	3FGA	PCT	FT	FTA	PCT	OFF	DEF	TOT	A	PF	DQ	STL	TO	BLK	PTS	AVG
12-13	HOU	6	5	200	28	65	.431	8	24	.333	7	7	1.000	11	22	33	17	24	0	7	6	4	71	11.8
13-14	HOU	6	6	202	19	50	.380	7	22	.318	7	10	.700	13	12	25	11	21	1	3	4	2	52	8.7
15-16	HOU	5	5	129	10	37	.270	3	14	.214	6	6	1.000	4	18	22	11	17	0	2	4	2	29	5.8
16-17	HOU	11	11	325	45	109	.413	21	52	.404	11	14	.786	21	40	61	33	38	1	16	18	2	122	11.1
18-19	LAC	6	6	195	20	47	.426	13	30	.433	6	8	.750	8	40	48	28	21	1	6	10	6	59	9.8
19-20	LAC	8	8	166	20	39	.513	8	22	.364	2	4	.500	9	24	33	19	31	1	8	7	3	50	6.3
20-21	LAC	17	7	323	29	68	.426	13	37	.351	12	14	.857	11	30	41	24	35	0	12	4	12	83	4.9
21-22	MIN	6	6	194	21	49	.429	9	26	.346	15	22	.682	4	15	19	29	28	2	7	12	7	66	11.0
TOTALS		65	54	1734	192	464	.414	82	227	.361	66	85	.776	81	201	282	172	215	6	61	65	38	532	8.2

CAREER HIGHS

REGULAR SEASON SINGLE-GAME HIGHS

Points	26, 4/2/17, Houston at Phoenix
Minutes	46, 12/17/14, Houston at Denver
Field Goals	11, 4/2/17, Houston at Phoenix
Field Goal Attempts	19, 4/2/17, Houston at Phoenix
Three-Point Field Goals	6, 1/5/21, LA Clippers vs. San Antonio (twice)
Three-Point Attempts	12, 12/31/14, Houston vs. Charlotte
Free Throws	8, 1/28/19, LA Clippers vs. Atlanta
Free Throw Attempts	8, 3/21/22, Minnesota at Dallas (6 times)
Offensive Rebounds	6, 11/3/21, Minnesota vs. LA Clippers (twice)
Defensive Rebounds	12, 11/20/19, LA Clippers vs. Boston (twice)
Rebounds	16, 11/20/19, LA Clippers vs. Boston
Assists	12, 1/3/22, Minnesota at LA Clippers (3 times)
Steals	6, 4/1/22, Minnesota at Denver (twice)
Blocks	3, 3/16/22, Minnesota vs. Los Angeles (10 times)

POSTSEASON SINGLE-GAME HIGHS

Points	21, 4/16/17, Houston vs. Oklahoma City
Minutes	42, 5/9/17, Houston at San Antonio (twice)
Field Goals	8, 4/16/17, Houston vs. Oklahoma City
Field Goal Attempts	15, 4/25/14, Houston at Portland
Three-Point Field Goals	5, 4/24/19, LA Clippers at Golden State (twice)
Three-Point Attempts	11, 4/24/19, LA Clippers at Golden State
Free Throws	6, 4/18/16, Houston at Golden State
Free Throw Attempts	7, 4/26/19, LA Clippers vs. Memphis
Offensive Rebounds	5, 4/25/17, Houston vs. OKC (twice)
Defensive Rebounds	11, 4/26/19, LA Clippers vs. Golden State (twice)
Rebounds	14, 4/26/19, LA Clippers vs. Golden State (twice)
Assists	7, 4/26/19, LA Clippers vs. Golden State (twice)
Steals	5, 4/23/17, Houston at Oklahoma City
Blocks	4, 6/14/21, LA Clippers vs. Utah

AT A GLANCE

- Acquired by the Lakers on August 25, 2022 from the Utah Jazz
- Three-time All-Defensive honoree (First Team in 2017; Second Team in 2014 & 2020)
- Recipient of the NBA Hustle Award in 2016-17
- Has appeared in 526 career games for the Timberwolves, Clippers and Rockets
- Owns career averages of 8.8 points, 4.3 rebounds, 3.5 assists and 1.1 steals

HOW ACQUIRED: Acquired by the Los Angeles Lakers from the Utah Jazz in exchange for Talen Horton-Tucker and Stanley Johnson on August 25, 2022

2021-22: (Minnesota Timberwolves): Appeared in 58 games (54 starts), averaging 9.2 points, 4.1 rebounds, 4.6 assists and 1.2 steals in 25.4 minutes ... Shot 34.3 percent (83-242) from three-point range ... Scored in double figures in 31 games, including two games with 20+ points ... Had multiple steals in 14 games, including one game with six steals ... Made multiple three-pointers in 25 games, including one game with five triples ... Tallied two double-doubles ... Tallied nine points, five rebounds, four assists and a career-high-tying six steals on 4/1 at Denver ... Scored a season-best 20 points with four rebounds, eight assists, one steal and one block on 3/14 at San Antonio ... Recorded 18 points, six rebounds, one assist, one steal and a career-high-tying three blocks on 3/16 vs. Los Angeles ... Scored 20 points (5-9 3FG) with four rebounds, six assists, one steal and one block on 1/5 vs. Oklahoma City ... Finished with 11 points, three rebounds, a career-high-tying 12 assists and two steals on 1/3 at LA Clippers ... Had 10 points, 10 rebounds, eight assists and one block on 11/3 vs. LA Clippers ... Missed one game (10/20) due to league suspension, one game (11/1) with left calf soreness, six games (11/26-12/6) due to a left adductor strain, three games (12/21-12/27) due to health and safety protocols, two games (1/7-1/9) with a sore right groin, eight games (1/23-1/30, 2/9, 4/3-4/5) due to a right ankle sprain, two games (3/5, 3/9) due to right ankle soreness and one game (3/12) due to an ear injury ... **Play-In:** Appeared in one game, totaling seven points, 11 rebounds, three assists, one steal and one block in 33 minutes ... **Playoffs:** Appeared in six games (all starts), averaging 11.0 points, 3.2 rebounds, 4.8 assists, 1.2 steals and 1.2 blocks in 32.3 minutes ... Shot 34.6 percent (9-26) from three-point range ... Scored in double figures four times ... Scored 17 points with two rebounds, five assists and two block on 4/23 vs. Memphis

CAREER: Three-time All-Defensive Team honoree (First Team in 2017; Second Team in 2014 & 2020) ... 2016-17 NBA Hustle Award recipient ... Has appeared in 526 games (438 starts) for the Timberwolves, Clippers and Rockets ... Owns career averages of 8.8 points, 4.3 rebounds, 3.5 assists and 1.1 steals in 27.4 minutes ... Shot 37.8 percent (832-2203) from three-point range throughout his career ... Scored in double figures in 227 games, including 11 games with 20+ points ... Made multiple three-pointers in 243 games, including 12 games with 5+ triples ... Recorded double-digit rebounds in 31 games ... Had multiple steals in 165 games, including eight games with 5+ takeaways ... Recorded 21 double-doubles ... **Playoffs:** Has appeared in 65 playoff games (54 starts) for the Timberwolves, Clippers and Rockets, averaging 8.2 points, 4.3 rebounds and 2.6 assist in 26.7 minutes ... Shot 36.1 percent (82-227) from three-point range ... Scored in double figures in 27 games, including two games with 20+ points ... Recorded double-digit rebounds in five games ... Had multiple steals in 11 games ... Tallied five double-doubles ... **NBA G League:** Appeared in three games for Rio Grande Valley, averaging 13.7 points, 6.7 rebounds, 7.0 assists and 2.0 steals in 37.3 minutes ... Scored in double figures twice ... **Career Transactions:** Selected by the Los Angeles Lakers with the 42nd overall pick in the 2009 NBA Draft ... Acquired by the Miami Heat in exchange for cash considerations and a second round pick on June 25, 2009 ... Signed with the Houston Rockets on January 7, 2013 ... Re-signed with the Rockets on July 9, 2015 ... Acquired by the LA Clippers along with Sam Dekker, Montrezl Harrell, Darrun Hilliard, DeAndre Liggins, Lou Williams, Kyle Wiltjer, cash considerations and a first round pick in exchange for Chris Paul on June 28, 2017 ... Re-signed with the Clippers on July 11, 2019 ... Acquired by the Memphis Grizzlies along with Daniel Oturu and Rajon Rondo in exchange for Eric Bledsoe on August 16, 2021 ... Acquired by the Minnesota Timberwolves in exchange for Jarrett Culver and Juancho Hernangomez on August 25, 2021 ... Signed an extension with the Timberwolves on February 15, 2022 ... Acquired by the Utah Jazz along with Malik Beasley, Leandro Bolmaro, Walker Kessler, Jarred Vanderbilt and five first round picks in exchange for Rudy Gobert on July 6, 2022 ... Acquired by the Los Angeles Lakers in exchange for Talen Horton-Tucker and Stanley Johnson on August 25, 2022

2020-21: (LA Clippers): Appeared in 37 games (34 starts), averaging 7.5 points, 3.2 rebounds and 2.1 assists in 22.5 minutes ... Shot 39.7 percent (56-141) from three-point range ... Scored in double figures in 10 games, including one 20-point outing ... Had multiple steals in nine games ... Made multiple three-pointers in 14 games ... Scored a season-high 20 points (6-9 3FG) with eight rebounds, eight assists and two blocks on 1/5 vs. San Antonio ... Missed one game (1/15) for personal reasons, 20 games (1/26-2/7, 3/14-4/4) due to right knee soreness, one game (2/15) for rest, 12 games (4/9-5/1) with a fourth metacarpal fracture in his left hand and one game (5/14) for injury management due to the fractured hand ... **Playoffs:** Appeared in 17 games (seven starts), averaging 4.9 points, 2.4 rebounds and 1.4 assists in 19.0 minutes ... Shot 35.1 percent (13-37) from three-point range ... Scored in double figures in three games ... Had two points, three rebounds, three assists, one steal and a playoff-career-high four blocks on 6/14 vs. Utah ... DNP-CD twice (6/4-6/6)

2019-20: (LA Clippers): Appeared in 51 games (50 starts), averaging 7.9 points, 5.2 rebounds, 3.6 assists and 1.1 steals in 26.3 minutes ... Shot 38.8 percent (80-206) from three-point range ... Scored in double figures in 19 games, including one 20-point outing ... Had multiple steals in 13 games ... Made multiple three-pointers in 24 games ... Tallied four double-doubles ... Finished with six points, seven rebounds, a season-high 11 assists, one steal and two blocks on 11/27 at Memphis ... Had 14 points, a career-high 16 rebounds, seven assists, three steals and two blocks on 11/20 vs. Boston ... Finished with a season-high 20 points, 10 rebounds, three assists, two steals and one block on 11/6 vs. Milwaukee ... Recorded five points, four rebounds, three assists and a season-best five steals on 10/24 at Golden State ... Missed two games (11/14-11/16) with a sore left calf, two games (12/13-12/14) with a concussion, nine games (12/22, 1/22-1/26, 2/8-2/22) with a sore right groin, three games (12/31-1/4) with a sprained right wrist and five games (8/6-8/14) with a left calf strain ... **Playoffs:** Appeared in eight games (all starts), averaging 6.3 points, 4.1 rebounds, 2.4 assists and 1.0 steals in 20.8 minutes ... Shot 36.4 percent (8-22) from three-point range ... Scored in double figures twice ... Missed five games (8/19-8/30) due to a left calf strain

2018-19: (LA Clippers): Appeared in 78 games (49 starts), averaging 7.6 points, 5.0 rebounds and 3.8 assists in 27.4 minutes ... Shot 39.7 percent (112-282) from three-point range ... Scored in double figures in 28 games, including one 20-point performance ... Recorded double-digit rebounds in eight games ... Had multiple steals in 16 games, including one game with five steals ... Made multiple three-pointers in 33 games, including three games with 5+ triples ... Tallied six double-doubles ... Recorded 13 points, nine rebounds, four assists and a season-best five steals on 3/4 at Los Angeles Lakers ... Had 18 points, a season-high 12 rebounds, five assists, four steals and one block on 1/20 at San Antonio ... Finished with 10 points, four rebounds, a season-high 11 assists and one steal on 12/17 vs. Portland ... Scored a season-high 21 points with five rebounds and three assists on 11/10 vs. Milwaukee ... Missed four games (3/28, 4/3-4/7) with a right hip pointer ... **Playoffs:** Appeared in six games (all starts), averaging 9.8 points, 8.0 rebounds, 4.7 assists, 1.0 steals and 1.0 blocks in 32.5 minutes ... Shot 43.3 percent (13-30) from three-point range ... Scored in double figures in four games ... Tallied three double-doubles ... Tallied 11 points, a playoff-career-high-tying 14 rebounds, a playoff-career-high-tying seven assists, one steal and two blocks on 4/26 vs. Golden State ... Recorded 17 points (5-11 3FG), a playoff-career-high 14 rebounds, four assists and one steal on 4/24 at Golden State ... Had three points, seven rebounds, a playoff-career-high seven assists, one steal and one block on 4/13 at Golden State

2017-18: (LA Clippers): Appeared in 11 games (all starts), averaging 12.2 points, 4.1 rebounds, 2.9 assists and 1.7 steals in 30.4 minutes per game ... Shot 40 percent (24-60) from three-point range ... Scored in double figures in six games, including one 20-point game ... Had multiple steals in six games ... Made multiple three-pointers in eight games ... Scored a season-best 23 points with seven rebounds, two assists and one steal on 11/4 vs. Memphis ... Had 15 points, two rebounds, two assists and a season-best five steals on 10/21 vs. Phoenix ... Missed five games (11/10-11/18) with a sore right knee and 66 games (11/22-4/11) due to right knee surgery

2016-17: (Houston Rockets): Appeared in 67 games (all starts), averaging 9.5 points, 5.9 rebounds, 4.2 assists and 1.5 steals in 30.7 minutes ... Shot 38.2 percent (110-288) from three-point range ... Scored in double figures in 33 games, including one 20-point outing ... Recorded double-digit rebounds in 10 games ... Had multiple steals in 28 games ... Made multiple three-pointers in 33 games ... Tallied six double-doubles ... Finished with six points, a season-high 13 rebounds, five assists and one block on 4/7 vs. Detroit ... Scored a career-high 26 points with eight rebounds, nine assists and one steal on 4/2 at Phoenix ... Recorded 10 points, seven rebounds, a career-high-tying 12 assists and three steals on 12/7 vs. Los Angeles Lakers ... Had 11 points, two rebounds, three assists and a season-high three blocks on 11/17 vs. Portland ... Missed 11 games (10/26-11/16) due to left knee surgery, one game (12/27) with a left quadriceps contusion, two games (12/31-1/2) with right wrist pain ... DNP-CD once (4/10) ... **Playoffs:** Appeared in 11 games (all starts), averaging 11.1 points, 5.5 rebounds, 3.0 assists and 1.5 steals in 29.5 minutes ... Shot 40.4 percent (21-52) from three-point range ... Scored in double figures in six games, including two games with 20+ points ... Tallied one double-double ... Finished with six points, three assists and a playoff-career-high five steals on 4/23 at Oklahoma City ... Scored a playoff-career-high 21 points with 10 rebounds, three assists and two steals on 4/16 vs. Oklahoma City

2015-16: (Houston Rockets): Appeared in 71 games (63 starts), averaging 9.9 points, 3.5 rebounds, 3.4 assists and 1.3 steals in 28.7 minutes ... Shot 40 percent (124-310) from three-point range ... Scored in double figures in 35 games, including one 20-point outing ... Had multiple steals in 28 games, including three games with 5+ takeaways ... Made multiple three-pointers in 38 games, including two games with five triples ... Tallied one double-double ... Registered nine points, four rebounds, a career-high 12 assists and a career-best six steals on 4/13 vs. Sacramento ... Scored a season-high 22 points with five rebounds and seven assists on 3/31 vs. Chicago ... Had 18 points, five rebounds, 10 assists, one steal and one block on 3/18 vs. Minnesota ... Finished with eight points, a season-high 12 rebounds, four assists and one steal on 3/11 at Boston ... Missed two games (11/6-11/7) with a concussion, seven games (11/14-11/21, 1/20-1/22) with a sprained left ankle and one game (1/13) due to personal reasons ... DNP-CD once (1/17) ... **Playoffs:** Appeared in five games (all starts), averaging 5.8 points, 4.4 rebounds and 2.2 assists in 25.8 minutes ... Scored in double figures twice

2014-15: (Houston Rockets): Appeared in 56 games (55 starts), averaging 10.1 points, 4.2 rebounds, 3.4 assists and 1.1 steals in 30.8 minutes ... Shot 35.6 percent (115-323) from three-point range ... Scored in double figures in 31 games, including one 20-point performance ... Had multiple steals in 17 games ... Made multiple three-pointers in 36 games, including two games with 5+ triples ... Tallied two double-doubles ... Finished with three points, four rebounds, two assists and a season-best four steals on 2/21 vs. Toronto ... Had 12 points, a season-high 12 rebounds, five assists and three steals on 12/17 at Denver ... Scored a season-high 20 points (6-11 3FG) with five rebounds, one assist and two steals on 11/22 vs. Dallas ... Missed 12 games (11/1-11/3, 11/6-11/14, 11/24-12/5) with a strained left hamstring, two games (2/23-2/25) with flu-like symptoms and 12 games (3/15-4/15) due to a torn ligament in his left wrist ... **Playoffs:** Missed all 17 games due to a torn ligament in his left wrist

2013-14: (Houston Rockets): Appeared in 56 games (55 starts), averaging 10.2 points, 3.5 rebounds, 2.7 assists and 1.4 steals in 31.3 minutes ... Shot 36.1 percent (92-255) from three-point range ... Scored in double figures in 28 games, including two 20-point games ... Had multiple steals in 23 games, including one game with five steals ... Made multiple three-pointers in 25 games, including three games with five triples ... Scored a season-high-tying 20 points with three rebounds, four assists, two steals and one block on 4/12 vs. New Orleans ... Scored a season-best 20 points with three rebounds, three assists and three steals on 2/23 at Phoenix ... Recorded 10 rebounds, eight assists, a season-high five steals and one block on 2/1 vs. Cleveland ... Finished with nine points, a season-high 11 rebounds, two assists, three steals and one block on 12/12 at Portland ... Missed three games (11/1-11/4) with a torn muscle in his midsection, 14 games (12/23-1/18) due to surgery to repair a fracture in his right hand, one game (2/12) due to an abdominal strain and eight games (3/29-4/11) due to a torn meniscus in his right knee ... **Playoffs:** Appeared in six games (all starts), averaging 8.7 points, 4.2 rebounds and 1.8 assists in 33.7 minutes ... Scored in double figures twice ... Had 16 points, nine rebounds, one assist and one steal on 4/25 at Portland

2012-13: (Houston Rockets): Appeared in 41 games, averaging 5.6 points, 2.7 rebounds and 2.9 assists in 17.4 minutes ... Shot 37.5 percent (36-96) from three-point range ... Scored in double figures in six games ... Had multiple steals in 11 games ... Made multiple three-pointers in seven games ... Scored a season-high 15 points with four rebounds and three assists on 2/23 at Washington ... Made his NBA debut on 1/15 vs. LA Clippers, finishing with three points, one assist and one steal in two minutes ... Inactive four times (1/8-1/12) ... DNP-CD three times (1/30-2/2, 2/6) ... **Playoffs:** Appeared in six games (five starts), averaging 11.8 points, 5.5 rebounds, 2.8 assists and 1.2 steals in 33.3 minutes ... Shot 33.3 percent (8-24) from three-point range ... Scored in double figures in four games ... Tallied one double-double ... Had 16 points, 12 rebounds, six assists, two steals and one block on 4/24 at Oklahoma City ... Made his playoff debut on 4/21 at Oklahoma City, tallying 11 points, four rebounds, four assists and two steals ... **NBA G League:** (Rio Grande Valley): Appeared in three games (all starts), averaging 13.7 points, 6.7 rebounds, 7.0 assists and 2.0 steals in 37.3 minutes ... Scored in double figures twice ... **International:** (Spartak Saint Petersburg): Averaged 14.0 points, 3.5 rebounds, 3.5 assists and 2.0 steals in six PBL games ... Averaged 12.2 points, 4.0 rebounds, 2.8 assists and 1.3 steals in six Eurocup games

2011-12: (Spartak Saint Petersburg): Averaged 15.0 points, 5.8 rebounds, 4.9 assists and 2.3 steals in 22 PBL games ... In 18 Eurocup games, averaged 13.8 points, 4.2 rebounds, 3.7 assists and 2.1 steals and was named Eurocup MVP

2010-11: (Spartak Saint Petersburg): Averaged 14.1 points, 6.2 rebounds, 3.8 assists and 1.8 steals in 24 PBL games ... Averaged 15.6 points, 5.1 rebounds, 3.3 assists and 1.5 steals in eight EuroChallenge games

2009-10: (Olympiacos): Averaged 4.9 points, 2.8 rebounds and 1.6 assists in 22 league games ... In 19 Euroleague games, averaged 2.7 points and 1.9 rebounds

2008-09: (Dnipro Dnipropetrovsk): Averaged 16.7 points, 7.0 rebounds, 3.6 assists, 2.2 steals and 1.3 blocks in 46 games

COLLEGE: Appeared in 70 games (67 starts), averaging 13.0 points, 5.5 rebounds, 2.8 assists and 1.5 steals in 34.1 minutes ... Shot 38.2 percent (138-361) from three-point range ... Scored in double figures in 46 games, including six games with 20+ points ... Tallied five double-doubles ... **2007-08 (Arkansas):** Appeared in 35 games (33 starts), averaging 12.1 points, 6.6 rebounds, 2.4 assists and 1.3 steals in 33.8 minutes ... Shot 37.8 percent (65-172) from three-point range ... Scored in double figures in 22 games, including one game with 20+ points ... Tallied four double-doubles ... Had multiple steals in 12 games ... Scored a season-high 27 points with eight rebounds, one assist and four steals on 3/8 vs. Auburn ... Finished with 14 points, a season-high 15 rebounds, one assist, one steal and one block on 1/26 at LSU ... Tallied 16 points, five rebounds, four assists and a season-high five steals on 12/19 vs. Northwestern State ... **2006-07 (Arkansas):** SEC Rookie of the Year ... SEC All-Freshman Team selection ... Appeared in 35 games (34 starts), averaging 13.9 points, 4.5 rebounds, 3.1 assists and 1.7 steals in 34.4 minutes ... Shot 38.6 percent (73-189) from three-point range ... Scored in double figures in 24 games, including five games with 20+ points ... Had multiple steals in 15 games ... Tallied one double-double ... Recorded 11 points, five rebounds, five assists, a season-best five steals and one block on 1/2 vs. Tulsa ... Scored a season-best 29 points with five rebounds, four assists and four steals on 11/10 vs. Southeast Missouri State in his collegiate debut

PERSONAL: Son of Lisa Beverley ... Helped his mother open her own nail salon studio in Houston even before signing with the Rockets ... As a senior at John Marshall Metropolitan High School, led the state in scoring (37.3 ppg) and was named Co-Player of the Year ... Enjoys playing video games and spades, and watching movies ... Lists his mother as his most influential person growing up and her turkey sausage lasagna as his favorite meal ... Favorite player growing up was Kevin Garnett ... Hosts an annual backpack giveaway for underprivileged youth in his hometown of Chicago, Illinois



TROY BROWN JR.

Height: 6'7
Weight: 215
Born: 7/28/99 (Las Vegas, NV)
High School: Centennial (Las Vegas, NV)
College: Oregon
Experience: 4 years pro

7

CAREER REGULAR SEASON STATISTICS

Year	Team	G	GS	MIN	FG	FGA	PCT	3FG	3FGA	PCT	FT	FTA	PCT	OFF	DEF	TOT	A	PF	DQ	STL	TO	BLK	PTS	AVG
18-19	WAS	52	10	730	97	243	.415	22	69	.319	32	47	.681	35	110	145	80	56	0	21	30	5	248	4.8
19-20	WAS	69	22	1782	273	622	.439	61	179	.341	109	139	.784	76	307	383	178	132	0	85	79	7	716	10.4
20-21	WAS/CHI	34	0	524	62	144	.431	22	70	.314	15	21	.714	20	85	105	29	49	0	10	21	6	161	4.7
21-22	CHI	66	7	1055	108	258	.419	47	133	.353	20	26	.769	39	164	203	66	62	0	36	26	5	283	4.3
TOTALS		221	39	4091	540	1258	.429	152	451	.337	176	233	.755	170	666	836	353	299	0	152	156	23	1408	6.4

CAREER POSTSEASON STATISTICS

Year	Team	G	GS	MIN	FG	FGA	PCT	3FG	3FGA	PCT	FT	FTA	PCT	OFF	DEF	TOT	A	PF	DQ	STL	TO	BLK	PTS	AVG
21-22	CHI	3	0	37	5	17	.294	2	11	.182	0	0	---	1	7	8	3	2	0	2	3	0	12	4.0
TOTALS		3	0	37	5	17	.294	2	11	.182	0	0	---	1	7	8	3	2	0	2	3	0	12	4.0

CAREER HIGHS

REGULAR SEASON SINGLE-GAME HIGHS

Points.....26, 12/23/19, Washington at New York
Minutes.....42, 3/31/19, Washington at Denver
Field Goals.....10, 1/4/20, Washington vs. Denver
Field Goal Attempts.....18, 12/28/19, Washington vs. New York
Three-Point Field Goals....5, 3/31/19, Washington at Denver
Three-Point Attempts.....7, 8/9/20, Washington at Oklahoma City (twice)
Free Throws.....6, 12/23/19, Washington at New York (twice)
Free Throw Attempts.....7, 1/8/20, Washington at Orlando (3 times)
Offensive Rebounds.....5, 11/8/19, Washington vs. Cleveland
Defensive Rebounds.....12, 1/4/20, Washington vs. Denver
Rebounds.....14, 1/4/20, Washington vs. Denver
Assists.....8, 8/3/20, Washington vs. Indiana (twice)
Steals.....6, 1/11/22, Chicago vs. Detroit
Blocks.....2, 3/10/21, Washington at Memphis

POSTSEASON SINGLE-GAME HIGHS

Points.....10, 4/27/22, Chicago at Milwaukee
Minutes.....23, 4/27/22, Chicago at Milwaukee
Field Goals.....4, 4/27/22, Chicago at Milwaukee
Field Goal Attempts.....11, 4/27/22, Chicago at Milwaukee
Three-Point Field Goals....2, 4/27/22, Chicago at Milwaukee
Three-Point Attempts.....9, 4/27/22, Chicago at Milwaukee
Free Throws.....N/A
Free Throw Attempts.....N/A
Offensive Rebounds.....1, 4/27/22, Chicago at Milwaukee
Defensive Rebounds.....5, 4/27/22, Chicago at Milwaukee
Rebounds.....6, 4/27/22, Chicago at Milwaukee
Assists.....3, 4/27/22, Chicago at Milwaukee
Steals.....1, 4/27/22, Chicago at Milwaukee (twice)
Blocks.....N/A

AT A GLANCE

- Appeared in 221 games for the Bulls and Wizards, averaging 6.4 points, 3.8 rebounds and 1.6 assists in 18.5 minutes
- Has shot 33.7 percent (152-451) from three-point range throughout his career
- Signed with the Lakers on July 1, 2022

HOW ACQUIRED: Signed with the Lakers on July 1, 2022

2021-22: (Chicago Bulls): Appeared in 66 games (seven starts), averaging 4.3 points, 3.1 rebounds and 1.0 assist in 16.0 minutes ... Shot 35.3 percent (47-133) from three-point range ... Scored in double figures five times ... Tallied one double-double ... Scored a season-high 17 points with 11 rebounds, four assists and two steals on 4/10 at Minnesota ... Finished with seven points, seven rebounds, five assists and a career-high six steals on 1/11 vs. Detroit ... Missed two games (12/19-12/20) due to health and safety protocols ... DNP-CD 14 times ... **Playoffs:** Appeared in three games, averaging 4.0 points, 2.7 rebounds and 1.0 assist in 12.3 minutes ... Scored in double figures once ... Had 10 points, six rebounds, three assists and one steal on 4/27 at Milwaukee ... DNP-CD twice

CAREER: Has appeared in 221 NBA games (39 starts) for the Wizards and Bulls, averaging 6.4 points, 3.8 rebounds and 1.6 assists in 18.5 minutes per game ... Shot 33.7 percent (152-451) from three-point range ... Scored in double figures 49 times, including seven games with 20+ points ... Tallied seven double-doubles ... **Playoffs:** Appeared in three games for the Bulls, averaging 4.0 points, 2.7 rebounds and 1.0 assist in 12.3 minutes ... Scored in double figures once ... **NBA G League:** Appeared in 11 games (all starts) for Capital City, averaging 16.6 points, 6.2 rebounds, 4.5 assists and 1.5 steals in 34.3 minutes ... Shot 49 percent (74-151) from the field and 37.5 percent (18-48) from three-point range ... Scored in double figures in all 11 games, including three games with 20+ points ... **Career Transactions:** Selected by the Washington Wizards with the 15th overall pick in the 2018 NBA Draft ... Signed with the Wizards on July 5, 2018 ... Acquired by the Chicago Bulls along with Javonte Green, Daniel Theis and cash considerations in a three-team trade that sent Luke Kornet and Moritz Wagner to the Boston Celtics and sent Daniel Gafford and Chandler Hutchison to the Wizards on March 25, 2021 ... Signed with the Los Angeles Lakers on July 1, 2022

2020-21: (Washington Wizards/Chicago Bulls): Appeared in 34 games, averaging 4.7 points and 3.1 rebounds in 15.4 minutes ... Scored in double figures four times ... Scored a season-best 15 points (6-7 FG) with seven rebounds, two assists and one steal on 4/11 at Minnesota ... Missed 15 games (4/21-5/16) with a left ankle sprain, one game (3/25) due to trade pending and four games (1/24-1/29) due to health and safety protocols ... DNP-CD 18 times

2019-20: (Washington Wizards): Appeared in 69 games (22 starts), averaging a career-high 10.4 points, 5.6 rebounds, 2.6 assists and 1.2 steals in 25.8 minutes ... Shot 34.1 percent (61-179) from three-point range ... Scored in double figures in 34 games, including six games with 20+ points ... Tallied six double-doubles ... Tallied 10 points, seven rebounds and a career-high-tying eight assists on 8/3 vs. Indiana ... Registered 22 points, 10 rebounds, a career-best eight assists and one steal on 8/2 at Brooklyn ... Recorded 25 points (10-12 FG), a career-best 14 rebounds, three assists and one steal on 1/4 vs. Denver ... Scored a career-high 26 points with nine rebounds, seven assists, one steal and one block on 12/23 at New York ... Missed three games (10/23-10/26) due to a left calf strain

2018-19: (Washington Wizards): Appeared in 52 games (10 starts), averaging 4.8 points, 2.8 rebounds and 1.5 assists in 14.0 minutes ... Scored in double figures in six games, including one game with 20+ points ... Scored a season-best 24 points with seven rebounds, one assist and one steal on 3/31 at Denver ... Recorded nine points, a season-best 10 rebounds, two assists and one steal on 3/20 at Chicago ... Made NBA debut on 10/24 at Golden State, finishing with four points, one rebound and one steal in seven minutes ... DNP 20 times ... Missed six games (2/4-2/13) with a left ankle sprain... **NBA G League:** (Capital City Go-Go): Appeared in 11 games (all starts), averaging 16.6 points, 6.2 rebounds, 4.5 assists and 1.5 steals in 34.3 minutes ... Shot 49 percent (74-151) from the field and 37.5 percent (18-48) from three-point range ... Scored in double figures in all 11 games, including three games with 20+ points ... Scored a season-high 24 points with seven rebounds, three assists and two steals on 12/6 vs. Delaware

COLLEGE: 2017-18 (Oregon): Appeared in 35 games (all starts), averaging 11.3 points, 6.2 rebounds, 3.2 assists and 1.6 steals in 31.2 minutes ... Scored in double figures 23 times, including two games with 20+ points ... Tallied four double-doubles ... Notched 16 points, 10 rebounds, three assists and a season-high five steals on 2/11 vs. Washington State ... Scored a season-best-tying 21 points with five rebounds, two assists and two steals on 2/8 vs. Washington ... Had a season-high 21 points with seven rebounds, two assists and four steals on 12/31 vs. Colorado ... Tallied 10 points, 10 rebounds, nine assists, one steal and one block on 12/13 vs. Portland State ... Finished with 10 points, a season-high 12 rebounds, four assists, one steal and one block on 12/11 vs. Texas Southern

PERSONAL: Son of Lynn and Troy Brown Sr. ... His mother ran track and father played basketball at Texas A&M University-Kingsville ... Both parents are also State of Nevada corrections officers ... His sister Jada played basketball at Kansas (graduated in 2017) ... Named to the McDonald's All-America team and played in the McDonald's All-America Game, where he scored 12 points with 7 rebounds ... Named first team All-Nevada by USA Today (2016) ... All-American honorable mention both his sophomore and junior years ... Three-time All-State first team ... One of 18 players on the 2016 USA Basketball Men's U17 World Championship Team ... Selected to play in the Jordan Brand Classic ... One of 12 players chosen to play in the Nike Hoop Summit hosted by USA basketball



THOMAS BRYANT

31

Height: 6'10
Weight: 245
Born: 7/31/97 (Rochester, NY)
High School: Huntington Prep (Huntington, WV)
College: Indiana
Experience: 5 years pro

CAREER REGULAR SEASON STATISTICS

Year	Team	G	GS	MIN	FG	FGA	PCT	3FG	3FGA	PCT	FT	FTA	PCT	OFF	DEF	TOT	A	PF	DQ	STL	TO	BLK	PTS	AVG
17-18	LAL	15	0	72	8	21	.381	1	10	.100	5	9	.556	3	14	17	6	6	0	1	2	2	22	1.5
18-19	WAS	72	53	1496	309	502	.616	33	99	.333	107	137	.781	113	341	454	92	126	0	25	60	67	758	10.5
19-20	WAS	46	36	1147	243	418	.581	37	91	.407	86	116	.741	98	233	331	83	103	1	25	53	49	609	13.2
20-21	WAS	10	10	271	59	91	.648	9	21	.429	16	24	.667	18	43	61	15	31	0	4	11	8	143	14.3
21-22	WAS	27	9	439	77	148	.520	12	42	.286	35	40	.875	26	82	108	23	43	0	6	19	21	201	7.4
TOTALS		170	108	3425	696	1180	.590	92	263	.350	249	326	.764	258	713	971	219	309	1	61	145	147	1733	10.2

CAREER HIGHS

REGULAR SEASON SINGLE-GAME HIGHS

Points 31, 12/22/18, Washington vs. Phoenix
Minutes 40, 3/31/19, Washington at Denver (twice)
Field Goals 14, 12/22/18, Washington vs. Phoenix
Field Goal Attempts 20, 8/2/20, Washington at Brooklyn
Three-Point Field Goals 4, 8/2/20, Washington at Brooklyn
Three-Point Attempts 7, 8/7/20, Washington at New Orleans (twice)
Free Throws 8, 3/16/19, Washington vs. Memphis
Free Throw Attempts..... 8, 3/16/19, Washington vs. Memphis (twice)
Offensive Rebounds 7, 1/13/19, Washington vs. Toronto
Defensive Rebounds 15, 3/27/19, Washington at Phoenix
Rebounds 19, 3/27/19, Washington at Phoenix
Assists 6, 1/28/20, Washington at Milwaukee (twice)
Steals 4, 8/13/20, Washington at Boston
Blocks 4, 8/5/20, Washington vs. Philadelphia (twice)

POSTSEASON SINGLE-GAME HIGHS

Points N/A
Minutes N/A
Field Goals N/A
Field Goal Attempts N/A
Three-Point Field Goals N/A
Three-Point Attempts N/A
Free Throws N/A
Free Throw Attempts..... N/A
Offensive Rebounds N/A
Defensive Rebounds N/A
Rebounds N/A
Assists N/A
Steals N/A
Blocks N/A

AT A GLANCE

- Appeared in 170 career games for the Wizards and Lakers, averaging 10.2 points, 7.4 rebounds, 2.1 assists and 1.5 blocks
- Has shot 35 percent (92-263) from three-point range throughout his career
- Signed with the Lakers on July 6, 2022

HOW ACQUIRED: Signed with the Lakers on July 6, 2022

2021-22: (Washington Wizards): Appeared in 27 games (nine starts), averaging 7.4 points and 4.0 rebounds in 16.3 minutes ... Shot 52 percent (77-148) from the field ... Scored in double figures in nine games ... Finished with a season-best 10 rebounds and three blocks on 4/8 vs. New York ... Scored a season-high 16 points with six rebounds, one assist and one block on 3/1 vs. Detroit ... Missed 41 games (10/20-1/11) due to a left knee injury, one game (2/2) with a right ankle sprain and one game (4/10) with lower back tightness ... DNP-CD 12 times

CAREER: Has appeared in 170 NBA games (108 starts) for the Wizards and Lakers, averaging 10.2 points, 5.7 rebounds and 1.3 assists in 20.1 minutes ... Shot 59 percent (696-1180) from the field and 35 percent (92-263) from three-point range ... Scored in double figures in 87 games, including 20 games with 20+ and two games with 30+ points ... Tallied 26 double-doubles ... **NBA G League:** Appeared in 38 games (36 starts) for Capital City and South Bay, averaging 19.7 points, 7.6 rebounds, 2.1 assists and 1.5 blocks in 30.7 minutes ... Shot 59.5 percent (291-489) from the field and 36.4 percent (68-187) from three-point range ... Scored in double figures 35 times, including 20 games with 20+ and four games with 30+ points ... Tallied 10 double-doubles ... **Career Transactions:** Selected by the Utah Jazz with the 42nd overall pick in the 2017 NBA Draft ... Acquired by the Los Angeles Lakers along with Josh Hart in exchange for Tony Bradley on June 22, 2017 ... Signed with the Lakers on July 30, 2017 ... Waived by the Lakers on June 30, 2018 ... Claimed on waivers by the Washington Wizards on July 2, 2018 ... Signed with the Wizards on July 6, 2019 ... Signed with the Lakers on July 6, 2022

2020-21: (Washington Wizards): Appeared in 10 games (all starts), averaging 14.3 points, 6.1 rebounds and 1.5 assists in 27.1 minutes ... Shot 64.8 percent (59-91) from the field and 42.9 percent (9-21) from three-point range ... Scored in double figures in eight games, including two games with 20+ points ... Tallied one double-double ... Finished with 21 points, a season-high 14 rebounds, two assists and one steal on 1/3 at Brooklyn ... Scored a season-best 28 points (10-11 FG) with three rebounds, one steal and a season-high three blocks on 12/31 vs. Chicago ... Missed 62 games (1/11-5/16) due to an injury to his left ACL

2019-20: (Washington Wizards): Appeared in 46 games (36 starts), averaging 13.2 points, 7.2 rebounds, 1.8 assists and 1.1 blocks in 24.9 minutes ... Shot 58.1 percent (243-418) from the field and 40.7 percent (37-91) from three-point range ... Scored in double figures 33 times, including 10 games with 20+ points and one 30-point performance ... Tallied 11 double-doubles ... Recorded 26 points, nine rebounds, two assists, a career-high four steals and two blocks on 8/13 at Boston ... Registered 19 points, 10 rebounds, one assist, two steals and a career-high-tying four blocks on 8/5 vs. Philadelphia ... Notched a season-high 30 points with a season-best 13 rebounds, three assists, one steal and two blocks ... Had 18 points, 10 rebounds, a career-high-tying six assists, one steal and one block on 1/28 at Milwaukee ... Finished with 11 points, five rebounds and a career-best six assists on 11/20 vs. San Antonio ... Notched 13 points, 12 rebounds, five assists, one steal and a career-high four blocks on 10/30 vs. Houston ... Missed 20 games (12/3-1/10) with a right foot stress reaction, four games (2/7-2/12) due to right foot soreness and two games (2/24, 3/4) due to right foot injury management

2018-19: (Washington Wizards): Appeared in 72 games (53 starts), averaging 10.5 points, 6.3 rebounds and 1.3 assists in 20.8 minutes ... Shot 61.6 percent (309-502) from the field ... Scored in double figures in 37 games, including eight games with 20+ points and one 30-point outing ... Recorded double-digit rebounds in 15 games, including two games with 15+ boards ... Tallied 14 double-doubles ... Recorded 18 points, a career-best 19 rebounds, three assists, one steal and one block on 3/27 at Phoenix ... Tallied 23 points (9-11 FG), 12 rebounds, four assists, two steals and three blocks on 2/23 vs. Indiana ... Finished with 16 points, 15 rebounds, one assist, two steals and two blocks on 1/2 vs. Atlanta ... Scored a career-high 31 points (14-14 FG) with 13 rebounds and two assists on 12/22 vs. Phoenix, becoming one of six players in NBA history to shoot 100 percent from the field (min. 14 attempts) ... Had 26 points (12-19 FG), 14 rebounds, four assists and two blocks on 2/6 at Milwaukee ... DNP-CD nine times ... **NBA G League:** (Capital City Go-Go): Appeared in one game, totaling 21 points, 16 rebounds, three assists, one steal and three blocks on 11/16 at Wisconsin

2017-18: (Los Angeles Lakers): Appeared in 15 games, averaging 1.5 points and 1.1 rebounds in 4.8 minutes per game ... Recorded career highs in points (6), rebounds (6), blocks (2) and minutes (18) in season finale 4/11 at LAC ... Made NBA debut 12/23 versus Portland ... **NBA G League:** (South Bay Lakers): Appeared in 37 games (35 starts), averaging 19.7 points, 7.4 rebounds, 2.1 assists and 1.5 blocks in 30.7 minutes per game ... All-NBA G League First Team selection ... NBA G League All-Rookie Team selection ... Finished second in the NBA G League Rookie of the Year voting ... Scored in double figures 34 times, including 19 games with 20+ and four games with 30+ points ... Scored a career-high 32 points on 12/15 versus Westchester ... Tallied nine double-doubles

2015-16: (Houston Rockets): Appeared in 81 games (all starts), averaging 12.7 points, 4.5 rebounds, 2.3 assists and a career-high 2.0 steals in 35.3 minutes ... Shot 37.1 percent (185-499) from three-point range ... Scored in double figures in 53 games, including eight games with 20+ points and one 30-point outing ... Made multiple three-pointers in 54 games, including five games with 5+ triples ... Had multiple steals in 49 games, including two games with five takeaways ... Tallied one double-double ... Tallied 20 points, eight rebounds, a career-high 11 assists and two steals on 2/29 at Milwaukee ... Recorded 25 points, six rebounds, three assists and five steals on 2/19 at Phoenix ... Scored a season-high 31 points (8-12 3FG) with five rebounds, three assists, three steals and one block on 1/25 at New Orleans ... Finished with eight points, a season-best 12 rebounds, three assists and two steals on 11/25 vs. Memphis ... Missed one game (12/9) with a bruised lower back ... **Playoffs:** Appeared in five games (all starts), averaging 6.6 points, 4.2 rebounds and a playoff-career-high 2.6 steals in 36.2 minutes ... Had nine points, eight rebounds, one assist and four steals on 4/16 at Golden State

COLLEGE: Appeared in 69 games (all starts), averaging 12.2 points, 6.2 rebounds, 1.2 assists and 1.2 blocks in 25.3 minutes ... Shot 59.2 percent (305-515) from the field and 37.3 percent (28-75) from three-point range ... Scored in double figures in 46 games, including six games with 20+ points and one 30-point outing ... Tallied nine double-doubles ... **2016-17 (Indiana):** Third Team All-Big 10 selection ... Started all 34 games, averaging 12.8 points and a team-high 6.6 rebounds per game ... Blocked a team-high 52 shots and had 26 steals ... Shot 51.9 percent from the floor (148-of-285) and 38.3 percent from the 3-point line (23-of-60) ... Also connected at a 73.0 percent clip at the free throw line (108-of-148) ... Increased his scoring average to 13.8 points in Big Ten play ... Scored in double figures in 21 games, including four with 20-plus points and one 30-point game against Penn State ... Scored a career-high 31 points on 2/1 vs. Penn State ... Pulled down a career-best 13 rebounds on two occasions ... Tallied seven double-doubles ... Finished ranked seventh in the Big Ten in blocks (1.5) and 10th in rebounds (6.6) ... **2015-16 (Indiana):** Third Team All-Big Ten selection ... Big Ten All-Freshmen Team pick ... Started all 35 games, averaging 11.9 points and 5.8 rebounds ... Scored in double figures in 25 games, including 20+ points on two occasions ... Registered two double-doubles on the year ... Shot 68.3 percent from the field to set a new school record

PERSONAL: Son of Linda Bryant ... Participated in the 2015 McDonald's All-American Game and Jordan Classic ... Averaged 17.3 points, 11.6 rebounds and 4.5 blocks per game as a senior at Huntington Prep ... Played three seasons of high school ball at Bishop Kearney High in Rochester, NY, where he won the 2013 Class AA state championship



MAX CHRISTIE

Height: 6'5

Weight: 190

Born: 2/10/03 (Arlington Heights, IL)

High School: Rolling Meadows (Rolling Meadows, IL)

College: Michigan State

Experience: Rookie

10

COLLEGIATE CAREER STATISTICS

Year	Team	G	GS	MIN	FG	FGA	PCT	3FG	3FGA	PCT	FT	FTA	PCT	OFF	DEF	TOT	A	PF	STL	TO	BLK	PTS	AVG
21-22	Mich. St.	35	35	1078	112	293	.382	39	123	.317	61	74	.824	30	91	121	51	39	18	52	17	324	9.3
TOTALS		35	35	1078	112	293	.382	39	123	.317	61	74	.824	30	91	121	51	39	18	52	17	324	9.3

CAREER HIGHS

COLLEGIATE SINGLE-GAME HIGHS

Points	21, 1/5/22, Michigan State vs. Nebraska
Minutes	36, 2/19/22, Michigan State vs. Illinois
Field Goals	7, 1/12/22, Michigan State vs. Minnesota
Field Goal Attempts	14, 12/4/21, Michigan State vs. Toledo
Three-Point Field Goals	4, 12/21/21, Michigan State vs. Oakland
Three-Point Attempts	8, 2/5/22, Michigan State at Rutgers
Free Throws	6, 2/12/22, Michigan State vs. Indiana
Free Throw Attempts	6, 3/10/22, Michigan State vs. Maryland (twice)
Offensive Rebounds	2, 3/20/22, Michigan State vs. Duke (10 times)
Defensive Rebounds	6, 3/10/22, Michigan State vs. Maryland
Rebounds	7, 1/2/22, Michigan State at Northwestern
Assists	4, 2/5/22, Michigan State at Rutgers (twice)
Steals	3, 3/1/22, Michigan State at Michigan
Blocks	3, 1/15/22, Michigan State vs. Northwestern (twice)

AT A GLANCE

- Drafted by the Lakers with the 35th overall pick in the 2022 NBA Draft
- Big Ten All-Freshman honoree in 2022
- Appeared in 35 games at Michigan State last year, averaging 9.3 points, 3.5 rebounds and 1.5 assists

HOW ACQUIRED: Signed with the Los Angeles Lakers on 7/8/22

COLLEGE: 2021-22 (Michigan State): 2021-22 Big Ten All-Freshman ... Appeared in 35 games (35 starts), averaging 9.3 points, 3.5 rebounds and 1.5 assists in 30.8 minutes ... Scored in double figures in 13 games ... Recorded a career-high 21 points (7-9 FG, 3-4 3PT, 4-4 FT) on 1/5 vs. Nebraska ... Had 5+ rebounds in 10 games ... Shot 82.4 percent from the free-throw line (61-74) ... Made multiple three pointers in 12 games ... Missed one game due to COVID-19 protocols

PERSONAL: Selected with the 35th overall pick in the 2022 NBA Draft by the Los Angeles Lakers ... Full name is Cormac Karl Christie Jr. ... Son of Cormac (Max) Sr. and Katrina Christie ... Has a younger brother, Cameron ... His mother played and scored more than 1,000 points at Northwestern ... His father played at Wisconsin-Superior ... Great grandfather, Clarence Gilley, served in the United States Army ... Started playing basketball in first grade ... Averaged 24.0 points, 10.0 rebounds, 4.0 assists, 3.0 steals and 2.0 blocks as a senior at Rolling Meadows High School ... Member of the 2019 USA Basketball Team that posted a 6-0 record en route to a gold medal in Brazil, averaging 9.5 points and 3.3 rebounds ... 2021 McDonald's All-American



ANTHONY DAVIS

Height: 6'10
Weight: 253
Born: 3/11/93 (Chicago, IL)
High School: Perspectives Charter (Chicago, IL)
College: Kentucky
Experience: 10 years pro

3

CAREER REGULAR SEASON STATISTICS

Year	Team	G	GS	MIN	FG	FGA	PCT	3FG	3FGA	PCT	FT	FTA	PCT	OFF	DEF	TOT	A	PF	DQ	STL	TO	BLK	PTS	AVG
12-13	NOH	64	60	1846	349	676	.516	0	6	.000	169	225	.751	165	357	522	63	158	0	75	89	112	867	13.5
13-14	NOP	67	66	2358	522	1005	.519	2	9	.222	348	440	.791	207	466	673	105	200	1	89	109	189	1394	20.8
14-15	NOP	68	68	2455	642	1199	.535	1	12	.083	371	461	.805	173	523	696	149	141	0	100	95	200	1656	24.4
15-16	NOP	61	61	2164	560	1136	.493	35	108	.324	326	430	.758	130	497	627	116	148	0	78	121	125	1481	24.3
16-17	NOP	75	75	2708	770	1526	.505	40	134	.299	519	647	.802	172	712	884	157	168	0	94	181	167	2099	28.0
17-18	NOP	75	75	2727	780	1462	.534	55	162	.340	495	598	.828	187	645	832	174	159	2	115	162	193	2110	28.1
18-19	NOP	56	56	1850	530	1026	.517	48	145	.331	344	433	.794	174	498	672	218	132	0	88	112	135	1452	25.9
19-20	LAL	62	62	2131	551	1096	.503	72	218	.330	444	525	.846	142	435	577	200	156	0	91	154	143	1618	26.1
20-21	LAL	36	36	1162	301	613	.491	26	100	.260	158	214	.738	62	224	286	110	60	0	45	74	59	786	21.8
21-22	LAL	40	40	1404	370	695	.532	13	70	.186	174	244	.713	106	288	394	122	97	0	49	82	90	927	23.2
TOTALS		604	599	20805	5375	10434	.515	292	964	.303	3348	4217	.794	1518	4645	6163	1414	1419	3	824	1179	1413	14390	23.8

CAREER POSTSEASON STATISTICS

Year	Team	G	GS	MIN	FG	FGA	PCT	3FG	3FGA	PCT	FT	FTA	PCT	OFF	DEF	TOT	A	PF	DQ	STL	TO	BLK	PTS	AVG
14-15	NOP	4	4	172	47	87	.540	0	2	.000	32	36	.889	9	35	44	8	12	0	5	13	12	126	31.5
17-18	NOP	9	9	358	106	204	.520	6	22	.273	53	64	.828	24	97	121	15	30	0	18	23	21	271	30.1
19-20	LAL	21	21	769	205	359	.571	23	60	.383	149	179	.832	55	149	204	73	56	0	26	53	30	582	27.7
20-21	LAL	5	5	144	25	62	.403	2	11	.182	35	42	.833	7	26	33	13	9	0	3	6	8	87	17.4
TOTALS		39	39	1443	383	712	.538	31	95	.326	269	321	.838	95	307	402	109	107	0	52	95	71	1066	27.3

CAREER HIGHS

REGULAR SEASON SINGLE-GAME HIGHS

Points	59, 2/21/16, New Orleans at Detroit
Minutes	50, 2/10/18, N.O. at Brooklyn (4 times)
Field Goals	24, 2/21/16, New Orleans at Detroit
Field Goal Attempts	35, 2/10/18, New Orleans at Brooklyn
Three-Point Field Goals	4, 1/5/21, L.A. at Memphis (12 times)
Three-Point Attempts	10, 1/5/21, Los Angeles at Memphis
Free Throws	26, 10/29/19, Los Angeles vs. Memphis
Free Throw Attempts	27, 10/29/19, Los Angeles vs. Memphis
Offensive Rebounds	9, 10/28/14, N.O. vs. Orlando (twice)
Defensive Rebounds	21, 1/2/19, New Orleans at Brooklyn
Rebounds	26, 1/2/19, New Orleans at Brooklyn
Assists	9, 12/5/18, New Orleans vs. Dallas
Steals	6, 2/10/18, N.O. at Brooklyn (3 times)
Blocks	10, 3/11/18, New Orleans vs. Utah

POSTSEASON SINGLE-GAME HIGHS

Points	47, 4/21/18, New Orleans vs. Portland
Minutes	46, 5/8/18, N.O. at Golden State (twice)
Field Goals	15, 10/2/20, L.A. vs. Miami (4 times)
Field Goal Attempts	27, 5/4/18, N.O. vs. Golden State
Three-Point Field Goals	4, 8/29/20, Los Angeles vs. Portland
Three-Point Attempts	6, 8/29/20, Los Angeles vs. Portland
Free Throws	18, 5/25/21, Los Angeles at Phoenix
Free Throw Attempts	21, 5/25/21, Los Angeles at Phoenix
Offensive Rebounds	8, 10/2/20, Los Angeles vs. Miami
Defensive Rebounds	17, 5/8/18, New Orleans at Golden State
Rebounds	19, 5/8/18, New Orleans at Golden State
Assists	8, 8/22/20, Los Angeles at Portland
Steals	4, 5/4/18, New Orleans vs. Golden State
Blocks	4, 10/6/20, L.A. at Miami (three times)

AT A GLANCE

- Won 2020 NBA Championship, averaging 27.7 points, 9.7 rebounds, 3.5 assists, 1.2 steals and 1.4 blocks in the playoffs
- Eighth-time NBA All-Star and one-time All-Star Game MVP
- Eighth player in history to win an NBA Championship, NCAA title and Olympic gold medal
- Has appeared in 604 career games (599 starts) for the Lakers and Pelicans
- Owns career averages of 23.8 points, 10.2 rebounds, 2.3 assists, 1.4 steals and 2.3 blocks in 34.4 minutes
- Selected by the New Orleans Hornets with the first overall pick in the 2012 NBA Draft

HOW ACQUIRED: Re-signed with the Lakers on December 3, 2020

2021-22: (Los Angeles Lakers): Appeared in 40 games (all starts), averaging 23.2 points, 9.9 rebounds, 3.1 as-sists, 1.2 steals and 2.3 blocks in 35.1 minutes ... Scored in double figures 37 times, including 30 games with 20+ and 10 30-point performances ... Recorded double-digit rebounds in 19 games, including seven games with 15+ rebounds ... Blocked multiple shots in 26 games, including three games with five blocks ... Tallied 19 double-doubles ... Led the team in scoring 15 times, rebounds 24 times, as-sists twice, steals 13 times and blocks 29 times ... Had 28 points, nine rebounds, a season-high eight assists, two steals and three blocks on 4/3 vs. Denver ... Finished with 28 points, 17 rebounds, three assists, three steals and four blocks on 2/5 vs. New York ... Had 30 points (10-14 FT), 15 rebounds, two assists and three blocks on 2/2 vs. Portland ... Finished with 31 points, 12 rebounds, one assist, two steals and four blocks on 1/27 at Philadelphia ... Had 30 points, 10 rebounds, six assists, four steals and five blocks on 11/21 at Detroit, his first career game with at least 30p/10r/5a/4s/5b ... Finished with 35 points, 17 rebounds, four assists and four blocks on 10/26 at San Antonio ... Missed one game (11/24) due to a non-COVID related illness, two games (12/10-12/12) with left knee soreness, 17 games (12/19-1/23) due to left knee; MCL sprain, one game (1/28) with right wrist soreness and 21 games (2/25-3/31, 4/7-4/10) with a right mid-foot sprain

CAREER: NBA Champion (2020) ... Eight-time NBA All-Star (2014-21) ... All-Star Game MVP (2017) ... Four-time All-NBA First Team selection (2015, 2017, 2018 & 2020) ... Has been named to the NBA's All-Defensive Team four times (First Team in 2018 & 2020; Second Team in 2015 & 2017) ... All-Rookie First Team selection (2013) ... Three-time NBA blocks leader (2014, 2015, 2018) ... Member of the NBA's 75th Anniversary Team ... Helped the United States win a gold medal at the 2016 Rio Olympics and a gold medal at the 2014 FIBA World Cup in Madrid ... Two-time Western Conference Player of the Month ... Seven-time Western Conference Player of the Week ... Has appeared in 604 NBA games (599 starts) for Los Angeles and New Orleans ... Owns career averages of 23.8 points, 10.2 rebounds, 2.3 assists, 1.4 steals and 2.3 blocks in 34.4 minutes ... Shot 51.5 percent (5375-10434) from the field ... Has scored in double figures in 557 games, including 399 games with 20+, 165 games with 30+, 36 games with 40+ and four 50-point games ... Grabbed double-digit rebounds in 334 games, including 93 games with 15+ and 10 games with 20+ rebounds ... Blocked multiple shots in 386 games, including 68 games with 5+, nine games with 8+ and one 10-block game ... Tallied 330 career double-doubles, including one triple-double ... **Playoffs:** Has appeared in 39 playoff games (all starts) for the Lakers and Pelicans, averaging 27.3 points, 10.3 rebounds, 2.8 assists, 1.3 steals and 1.8 blocks in 37.0 minutes ... Shot 53.8 percent (383-712) from the field ... Scored in double figures in 37 playoff games, including 32 games with 20+ points, 16 games with 30+ and two 40-point games ... Blocked multiple shots in 24 games ... Tallied 26 double-doubles ... **Career Transactions:** Selected by the New Orleans Hornets with the first overall pick in the 2012 NBA Draft ... Signed a multi-year extension with New Orleans on July 9, 2015 ... Acquired by the Lakers in exchange for Lonzo Ball, Josh Hart, Brandon Ingram, the draft rights to De'Andre Hunter, two first round picks, a first-round pick swap right and cash to the Pelicans and Isaac Bonga, Jemerrio Jones, Moritz Wagner and a future second round draft pick to the Wizards on July 6, 2019 ... Re-signed with the Lakers on December 3, 2020

2020-21: (Los Angeles Lakers): Named as an NBA Western Conference All-Star for the eighth time in his career ... Appeared in 36 games (all starts), averaging 21.8 points, 7.9 rebounds, 3.1 assists, 1.6 blocks and 1.3 steals in 32.3 minutes per game ... Tallied 12 double-doubles ... Scored in double figures in 34 games, including 19 games with 20+ points, six games with 30+ points and one 40-point performance ... Blocked multiple shots in 19 games, including two games with five rejections ... Scored a season-high 42 points (15-17 FT) with 12 rebounds, five assists, three steals and three blocks on 5/9 vs. Phoenix, becoming the first Lakers player to match those totals in a single game ... Had 36 points, 12 rebounds, five assists and one block on 5/7 at Portland ... Finished with 22 points, 11 rebounds, a season-high tying five blocks and three assists on 4/30 vs. Sacramento ... Tallied his 250th career 20-point, 10-rebound performance on 1/30 at Boston, recording 27 points, 14 rebounds, two assists and two steals ... Finished with 17 points, a season-high 17 rebounds, a season-high seven assists, three blocks and two steals on 1/18 vs. Golden State ... Recorded his 300th career double-double on 12/28 vs. Portland with 13 points, 10 rebounds, five assists and one steal ... Missed one game (12/27) with a right calf contusion, one game (1/8) with a right adductor strain, one game (1/28) with a right quad contusion, two games (2/8-2/10) due to right Achilles tendonitis, 30 games (2/16-4/19) with a right calf strain and one game (5/12) due to left adductor tightness ... **Playoffs:** Appeared in five games (all starts), averaging 17.4 points, 6.6 rebounds, 2.6 assists and 1.6 blocks in 28.8 minutes per game ... Scored in double figures in three games, including two games with 30+ points ... Tallied two double-doubles ... Had 34 points, 11 rebounds, one steal and one block on 5/27 vs. Phoenix, becoming the fifth player in franchise history to have consecutive playoff games with at least 30 points and 10 rebounds ... Finished with 34 points (18-21 FT), 10 rebounds, seven assists, three blocks and one steal on 5/25 at Phoenix ... Missed one game (6/1) due to a left groin strain

2019-20: (Los Angeles Lakers): NBA Champion ... All-NBA First Team selection ... NBA All-Defensive First Team honoree ... Named as an NBA Western Conference All-Star starter, his seventh career All-Star selection ... Appeared in 62 games (all starts), averaging 26.1 points, 9.3 rebounds, 3.2 assists, 1.5 steals and 2.3 blocks in 34.4 minutes per game ... Earned NBA Western Conference Player of the Week twice this season (11/4, 12/9) ... Tallied 29 double-doubles this season ... Scored in double figures in 58 appearances this season, including 48 20+ outings, 21 30+ contests, five 40-point games and one 50+ outing ... Shot a career-high 84.6 percent from the charity stripe this season (82.8 FT%, 2017-18) ... Had 42 points (13-28 FG, 12-15 FT), 12 rebounds, four assists, three steals and one block 8/3 at UTA, his 29th career game with at least 40 points and 10 rebounds (tied Larry Bird and Karl Malone for the 10th most such games in NBA history) ... With 24 first-half points in that contest, Davis recorded a 20-point half for the 20th time this season and became the first Lakers player to reach that mark since Kobe Bryant (2012-13) ... On 3/3 vs. PHI, became the second Lakers player to log at least 37 points, 13 rebounds and four steals in a game, following Kareem Abdul-Jabbar (twice) who last accomplished the feat on Jan. 4, 1976 ... Had 28 points, 13 rebounds, seven blocks and four assists in 31 minutes 2/21 vs. MEM, becoming the first Laker since Shaquille O'Neal on March 21, 2004 to total 28/13/7 in a game and the first player in the NBA this season to do so ... Had 37 points (14-22 FG), 15 rebounds, six assists and five blocks 1/31 vs. POR ... The contest marked the first time in his career he has tallied at least 35 points, 15 rebounds, five assists and five blocks in a game, becoming the third Laker in franchise history to amass these totals and the first since Shaq in 2001 ... Finished with 24 points, 11 rebounds, two assists, three steals and eight blocks 1/5 vs. DET ... His eight blocks were the most by a Lakers player since Shaq logged nine on Dec. 3, 2003 at San Antonio ... In that game, became the eighth-youngest player to reach 12,000 career points (26 years-300 days) ... Is one of only five players to log at least 20 points, 10 rebounds, three steals and eight blocks in a single game since 1987 (joining H. Olajuwon, D. Robinson, C. Webber and J. Noah), a feat he's accomplished four times ... Had 46 points (15-21 FG, 13-13 FT), 13 rebounds, three steals, one block and one assist 1/3 vs. NOP, good for his 28th career 40-10 game ... The contest marked his fifth career game with at least 45 points, 10 rebounds and three steals, the second-most in NBA history (M. Jordan, 11) ... Had a team season-high 50 points (20-29 FG), seven rebounds, six assists, four steals and one block 12/8 vs. MIN, good for his fourth career 50-point game ... He became just the second Lakers player to have a 50-point/four-steal game (following K. Bryant on 4/14/06) ... In first game against former team, scored a season-high 41 points (15-30 FG, 10-12 FT) with nine rebounds and three steals 11/27 at NOP ... His point total was the highest in NBA history in a player's first matchup against a former team ... Had 33 points (career-high-tying 4-7 3FG, 11-11 FT), 11 rebounds and a season-high-tying seven assists 11/22 at OKC ... Logged two four-point plays in the contest, after entering with none in his career ... Blocked game-tying shot attempt in game's final seconds 11/15 vs. SAC, sealing a two-point victory ... Tallied 40 points, a season-best 20 rebounds, two assists and two blocks in 31 minutes 10/29 vs. MEM ... Shooting 26-of-27 from the free throw line, set a Lakers franchise record in free throws made ... In the contest, became the fourth player in NBA history with 26+ FTM in a game and the first since Michael Jordan in February 1987 ... Davis's 18 third-quarter FTM set a new NBA record for a single quarter (V. Carter, 16-16, 12/23/05) ... He also became the first player to have a 40-20 game in 31 minutes or less in the NBA's shot clock era (since 1954-55) ... It was Davis' fourth career 40-20 game and the first by a Lakers player since Shaq in March 2003 ... Notched 29 points and 14 rebounds 10/27 vs. CHA, good for his first double-double as a Laker ... Made Lakers debut 10/22 at LAC, totaling 25 points, nine rebounds, five assists, one steal and two blocks ... Missed one game due to sore right shoulder (11/13), one game due to right ankle sprain (12/17), five games due to gluteus maximus contusion (1/10-1/18), one game due to right knee soreness (3/1) and one game with a sore right knee (8/13) ... **Playoffs:** Appeared in 21 games (all starts), averaging 27.7 points, 9.7 rebounds, 3.5 assists, 1.4 blocks and 1.2 steals in 36.6 minutes ... Shot 57.1 percent from the field, 38.3 percent from three-point range and 83.2 percent from the free-throw line ... Scored in double figures 21 times, including 17 games with 20+ points, eight 30-point games and one 40-point outing ... Had 12 double-doubles ... Added 19 points, 15 rebounds, three assists, two blocks and one steal in title-clinching win 10/11 at MIA, the 24th double-double of his postseason career ... With the win, became the eighth player in NBA history to win an NBA Championship, NCAA Championship and an Olympic gold medal ... Tallied 28 points, 12 rebounds, three assists, three steals and three blocks in 42 minutes 10/9 vs. MIA, becoming the fifth player since at least 1983-84 to tally 25+ points, 10+ rebounds, 3+ assists, 3+ steals and 3+ blocks in an NBA Finals game (T. Duncan, K. Durant, L. James, D. Wade) ... Had 22 points, nine rebounds and four blocks 10/6 at MIA, becoming the first player since June 4, 2017 (K. Durant vs. CLE) to finish with 20+ points and 4+ blocks in an NBA Finals game and the eighth player overall to do so since 2000 ... Totaled 32 points (15-20 FG) and 14 rebounds 10/2 vs. MIA, joining Larry Bird and Shaquille O'Neal as the only players in NBA history to have 32+ points and 14+ rebounds while shooting 75 percent from the field in the NBA Finals ... In that game, became the second player with 30+ points and 8+ offensive rebounds in the NBA Finals, joining O'Neal (6/13/01 at PHI) ... Had 34 points, nine rebounds, five assists and three blocks in NBA Finals debut 9/30 vs. MIA, becoming the fourth player to tally those numbers in an NBA Finals Game (K. Abdul-Jabbar, L. James, D. Wade) ... His 34 points are the fourth-most in an NBA Finals debut since the 1976-77 season ... Had 31 points, nine rebounds, two assists, two steals and one block 9/20 vs. DEN, connecting on the first game-winning buzzer beat of his playoff career and became the seventh Lakers player in team history to connect on such a shot in the postseason ... Tallied 43 points (14-18 FG, 11-13 FT), nine rebounds, four assists and one steal 8/29 vs. POR, becoming the first Lakers player to score 40+ points in the playoffs since 2012 (K. Bryant, 5/21/12 at OKC) ... Recorded 31 points, 11 rebounds, three assists, one steal and one block 8/20 vs. POR, becoming just the fifth player in NBA history to finish with at least 30 points and 10 rebounds in 30 minutes or less in a playoff contest (joining J. Embiid, K. McHale, C. Walker, T. Heinsohn) ... Davis became the third Lakers player to score 30+ points in an NBA Playoff game in 30 minutes or less (first since K. Abdul-Jabbar, 6/14/87 vs. Boston) ... In Lakers postseason debut, had 28 points, 11 rebounds, two steals, two blocks and one assist 8/18 vs. POR

2018-19: (New Orleans Pelicans): NBA All-Star ... Appeared in 56 games (all starts), averaging 25.9 points, 12.0 rebounds, 3.9 assists, 1.6 steals and 2.4 blocks in 33.0 minutes ... Shot 51.7 percent (530-1026) from the field ... Ranked eighth in the NBA in total blocks (135) ... Scored in double figures in 54 games, including 40 games with 20+, 20 games with 30+ and seven games with 40+ points ... Grabbed double-digit rebounds in 37 games, including 17 games with 15+ and three games with 20+ ... Blocked multiple shots in 37 games, including six games with five blocks ... Tallied 37 double-doubles ... Had 30 points, 18 rebounds, seven assists, one steal and three blocks on 1/16 at Golden State ... Scored 46 points with 16 rebounds, four assists, three steals and one block on 1/14 at LA Clippers ... Had 38 points, 13 rebounds, seven assists, one steal and four blocks on 1/9 vs. Cleveland, becoming one of just nine players in NBA history to have at least 38 points, 13 rebounds, seven assists and four blocks in a game ... Tallied 34 points, a career-high and franchise-record 26 rebounds, four assists, one steal and three blocks on 1/2 at Brooklyn ... Scored a season-high 48 points with 17 rebounds, four assists, two steals and two blocks on 12/28 vs. Dallas, his ninth career 45-point, 15-rebound game, the most such games by a player since the ABA-NBA merger in 1976 ... Had 32 points, 18 rebounds, two assists, one steal and one block on 12/26 at Dallas ... Recorded 26 points, 17 rebounds, four assists, two steals and four blocks on 12/23 at Sacramento ... Recorded 30 points, 20 rebounds, five assists and one block on 12/21 at Los Angeles ... Tallied 27 points, 12 rebounds, seven assists, three steals and three blocks on 12/16 vs. Miami ... Had 27 points, four rebounds, a career-high nine assists, two steals and five blocks on 12/5 vs. Dallas ... Finished with 23 points, 13 rebounds, five assists, three steals and three blocks on 12/3 vs. LA Clippers ... Scored 36 points with 19 rebounds, eight assists, two steals and two blocks on 12/2 at Charlotte ... Recorded 27 points, 16 rebounds, five assists, three steals and three blocks on 11/26 vs. Boston ... Finished with 12 points, 16 rebounds, six assists, a season-high five steals and five blocks on 11/21 at Philadelphia ... Tallied 40 points, eight rebounds, eight assists and one block on 11/17 vs. Denver ... Scored 29 points with 11 rebounds, two assists, two steals and four blocks on 11/14 at Minnesota ... Had 25 points, 20 rebounds, six assists and two blocks on 11/12 at Toronto ... Recorded 32 points, 15 rebounds, seven assists, one steal and four blocks on 11/7 vs. Chicago ... Finished with 18 points, 14 rebounds, three assists, four steals and five blocks on 10/26 vs. Brooklyn ... Had 34 points, 13 rebounds, two assists, one steal and five blocks on 10/23 vs. LA Clippers ... Scored 32 points with 16 rebounds, eight assists, three steals and three blocks on 10/17 at Houston ... Missed three games with a right elbow sprain (10-27-10/29, 11/1), one game with a right hip strain (11/24), one game with an illness (12/31), eight games with a left index finger sprain (1/21-2/4), three games for rest (2/23, 3/2, 3/15), eight games with back spasms (3/8, 3/26-4/9) and one game for personal reasons (3/20) ... DNP-CD once (2/6)

2017-18: (New Orleans Pelicans): NBA All-Star starter ... All-NBA First Team selection ... All-Defensive First Team selection ... Appeared in 75 games (all starts), averaging 28.1 points, 11.1 rebounds, 2.3 assists, 1.5 steals and 2.6 blocks in 36.4 minutes ... Shot 53.4 percent (780-1462) from the field ... Finished in top three for MVP and Defensive Player of the Year voting, becoming the 14th player in league history to finish top three for both awards in the same season ... Led the NBA in total blocks (193) and blocks per game (2.6) ... Ranked second in the NBA in field goals (780), second in free throws (495), second in points per game (28.1), third in points (2110), fifth in rebounds (832), fifth in rebounds per game (11.1), sixth in defensive rebounds (645) and eighth in minutes per game (36.4) ... Scored in double figures in 73 games, including 59 games with 20+, 32 games with 30+, eight games with 40+ and one 50-point game ... Grabbed double-digit rebounds in 50 games, including 16 games with 15+ ... Blocked multiple shots in 51 games, including 14 games with 5+ and one 10-block game ... Tallied 50 double-doubles, including one triple-double ... Had 22 points, 15 rebounds, three steals and four blocks on 4/11 vs. San Antonio ... Recorded 36 points, 14 rebounds, four assists and six blocks on 3/27 vs. Portland ... Scored 31 points with 14 rebounds and five blocks on 3/13 vs. Charlotte ... Finished with 25 points, 11 rebounds, three steals and a career-high 10 blocks for first career triple-double on 3/11 vs. Utah ... Had 41 points, 13 rebounds, three steals and four blocks on 3/6 at LA Clippers ... Scored a season-high 53 points (21-26 FT) with a season-high-tying 18 rebounds and five blocks on 2/26 vs. Phoenix ... Tallied 45 points, 17 rebounds, five steals and five blocks on 2/23 vs. Miami ... Scored 42 points with 15 rebounds, three steals and two blocks on 2/14 vs. Los Angeles ... Recorded 44 points, 17 rebounds and a career-high-tying six steals on 2/10 at Brooklyn, joining Bob McAdoo as the only players in NBA history to record multiple games of 40 points, 15 rebounds and five steals ... Finished with 43 points and 10 rebounds on 2/2 at Oklahoma City, becoming the franchise's all-time leading scorer ... Had 23 points, 13 rebounds, five assists and six blocks on 1/30 vs. Sacramento ... Tallied 25 points, 17 rebounds and six assists on 1/28 vs. LA Clippers, becoming the franchise's all-time leading rebounder ... Finished with 45 points and 16 rebounds on 1/16 at Boston ... Scored 48 points with 17 rebounds, four steals and three blocks on 1/14 at New York ... Recorded 33 points, 11 rebounds and six blocks on 12/27 vs. Brooklyn ... Had 13 points, 10 rebounds, a season-high seven assists and four blocks on 11/13 vs. Atlanta ... Recorded 27 points, 16 rebounds and three blocks on 11/4 at Chicago ... Had 35 points, 15 rebounds and five assists on 10/20 vs. Golden State ... Tallied 33 points and 18 rebounds on 10/18 at Memphis ... Missed one game with left knee tendinitis (10/26), one game with a left pelvic injury (12/2), three games with a left abductor injury (12/4-12/6, 12/11), one game with a right ankle injury (1/10) and one game with a left ankle sprain (3/9) ... **Playoffs:** Appeared in nine games (all starts), averaging 30.1 points, 13.4 rebounds, 1.7 assists, 2.0 steals and 2.3 blocks in 39.8 minutes ... Shot 52.0 percent (106-204) from the field ... Scored 20+ points in all nine games, including four games with 30+ and one 40-point game ... Grabbed double-digit rebounds in all nine games, including three games with 15+ ... Tallied nine double-doubles ... Had 34 points, a playoff-career-high 19 rebounds, one assist, one steal and three blocks on 5/8 at Golden State ... Finished with 33 points, 18 rebounds, three assists and a playoff-career-high four steals on 5/4 vs. Golden State ... Recorded 25 points, 15 rebounds, a playoff-career-high five assists, two steals and three blocks on 5/1 at Golden State ... Scored a playoff-career-high 47 points (15-23 FG) with 10 rebounds and three blocks on 4/21 vs. Portland ... Had 35 points, 14 rebounds and a playoff-career-high-tying four blocks on 4/14 at Portland

2016-17: (New Orleans Pelicans): NBA All-Star starter ... Named All-Star Game MVP after scoring an All-Star Game record 52 points ... All-NBA First Team selection ... All-Defensive Second Team selection ... Appeared in 75 games (all starts), averaging 28.0 points, 11.8 rebounds, 2.1 assists, 1.3 steals and 2.2 blocks in 36.1 minutes ... Shot 50.5 percent (770-1526) from the field ... Ranked second in the NBA in blocks per game (2.2), third in field goals (770), third in blocks (167), fourth in points (2099), fourth in points per game (28.0), sixth in free throws (519), sixth in defensive rebounds (712), seventh in rebounds (884), seventh in rebounds per game (11.8) and eighth in minutes per game (36.1) ... Set franchise records for points, free throws made and attempted, field goals made and defensive rebounds in a season ... Scored in double figures in 73 games, including 59 games with 20+, 36 games with 30+, eight games with 40+ and one 50-point game ... Grabbed double-digit rebounds in 49 games, including 24 games with 15+ and three games with 20+ ... Blocked multiple shots in 47 games, including six games with 5+ blocks ... Tallied 49 double-doubles ... Finished with 19 points, 12 rebounds, two assists, one steal and a season-high-tying six blocks on 3/31 vs. Sacramento ... Had 36 points, 17 rebounds, three assists, three steals and three blocks on 3/27 at Utah ... Tallied 46 points, 21 rebounds, three assists and one block on 3/11 at Charlotte ... Scored 42 points with 13 rebounds, two assists, one steal and one block on 2/10 at Minnesota ... Had 12 points, nine rebounds, two assists and a season-high six blocks on 2/8 vs. Utah ... Tallied 36 points, 17 rebounds, three assists, three steals and two blocks on 1/29 vs. Washington ... Recorded 16 points, 21 rebounds, two assists, one steal and one block on 1/27 vs. San Antonio ... Finished with 40 points, 18 rebounds, two assists and three blocks on 1/9 at New York, becoming the only player since 1983 to tally those numbers in under 30 minutes played ... Had 28 points, a season-high 22 rebounds, one assist, one steal and four blocks on 12/23 vs. Miami, becoming the first player since Shaquille O'Neal (3/21/04) to have at least 28 points, 22 rebounds and four blocks in a game ... Tallied 35 points, 15 rebounds and five blocks on 12/15 vs. Indiana ... Scored 37 points with 12 rebounds, two assists, two steals and four blocks on 12/4 at Oklahoma City ... Recorded 41 points, 16 rebounds, three assists, four steals and two blocks on 11/29 vs. Los Angeles ... Finished with 31 points, 13 rebounds, two assists and five blocks on 11/25 at Portland ... Tallied 45 points, 10 rebounds, three assists, two steals and one block on 11/23 vs. Minnesota ... Had 38 points, 16 rebounds, two assists, one steal and three blocks on 11/19 vs. Charlotte ... Recorded 35 points, 15 rebounds, two assists, three steals and three blocks on 11/1 vs. Milwaukee ... Finished with 45 points, 17 rebounds, three assists, two steals and two blocks on 10/28 vs. Golden State ... Scored a season-high 50 points (17-34 FG, 16-17 FT) with 15 rebounds, five assists, a season-high five steals and four blocks on 10/26 vs. Denver, becoming the first player in NBA history to put up those numbers in a single game ... Missed one game with a thigh injury (11/16), one game for rest (12/10), one game with a bruised left hip (1/12), one game with a right leg bruise (1/23) and three games with a sore left knee (4/8-4/12)

2015-16: (New Orleans Pelicans): NBA All-Star ... Appeared in 61 games (all starts), averaging 24.3 points, 10.3 rebounds, 1.9 assists, 1.3 steals and 2.0 blocks in 35.5 minutes ... Shot 49.3 percent (560-1136) from the field ... Ranked fourth in the NBA in blocks per game (2.0), seventh in points per game (24.3) and ninth in rebounds per game (10.3) ... Was the only player in the NBA to be ranked in the top 10 of points per game, rebounds per game and blocks per game ... Scored in double figures in 57 games, including 43 games with 20+, 14 games with 30+, three games with 40+ and one 50-point game ... Grabbed double-digit rebounds in 37 games, including nine games with 15+ and two 20-rebound games ... Blocked multiple shots in 37 games, including three games with 5+ ... Finished with 40 points, 13 rebounds, five assists and one block on 3/9 at Charlotte ... Tallied nine points, a season-high-tying 20 rebounds, three assists, two steals and one block on 2/23 at Washington ... Scored a career-high and franchise-record 59 points (24-34 FG) with a season-high 20 rebounds, four assists and one block on 2/21 at Detroit, becoming the youngest player in NBA history to score at least 59 points in a game, and the third player in NBA history to record at least 55 points and 20 rebounds in a game (W. Chamberlain & S. O'Neal) ... Had 28 points, 10 rebounds, four assists, four steals and four blocks on 2/3 at San Antonio ... Finished with 26 points, 11 rebounds, a season-high seven assists, two steals and three blocks on 1/6 vs. Dallas ... Scored 29 points with 15 rebounds, four assists, four steals and three blocks on 12/25 at Miami ... Finished with 28 points, 10 rebounds, one assist and five blocks on 12/14 at Portland ... Tallied 31 points, 12 rebounds, one assist, four steals and one block on 12/4 vs. Cleveland ... Had 17 points, 14 rebounds, two assists, two steals and a season-high nine blocks on 12/1 vs. Memphis ... Recorded 32 points, 19 rebounds, one assist, two steals and four blocks on 11/22 vs. Phoenix ... Tallied 36 points, 11 rebounds, one assist, one steal and four blocks on 11/15 at New York ... Scored 43 points with 10 rebounds, three assists, four steals and three blocks on 11/6 vs. Atlanta ... Missed two games with a right hip contusion (11/11-11/13), one game with a shoulder injury (11/18), two games with a bruised back (1/10-1/12), one game with a concussion (1/28), one game with a sprained right big toe (2/27) and 14 games with a left knee injury (3/20-4/13)

2014-15: (New Orleans Pelicans): NBA All-Star starter ... All-NBA First Team selection ... All-Defensive Second Team selection ... Appeared in 68 games (all starts), averaging 24.4 points, 10.2 rebounds, 2.2 assists, 1.5 steals and 2.9 blocks in 36.1 minutes ... Shot 53.5 percent (642-1199) from the field ... Led the team in scoring 46 times and rebounds 40 times ... Led the NBA in total blocks (200) and blocks per game (2.9) ... Ranked fourth in the NBA in field goals (642), fourth in points per game (24.4), sixth in minutes per game (36.1), seventh in free throws (371), seventh in field goal percentage (.535), eighth in points (1656) and eighth in rebounds per game (10.2) ... Scored in double figures in 63 games, including 52 games with 20+, 17 games with 30+ and three games with 40+ points ... Grabbed double-digit rebounds in 42 games, including four games with 15+ ... Blocked multiple shots in 50 games, including 12 games with 5+ and three games with 8+ blocks ... Tallied 42 double-doubles ... Tallied 36 points, 14 rebounds, a season-high seven assists, one steal and a season-high-tying nine blocks on 3/15 vs. Denver ... Scored a season-high-tying 43 points (17-23 FG) with 10 rebounds, six assists, one steal and two blocks on 3/9 at Milwaukee ... Finished with 39 points, 13 rebounds, two assists, three steals and eight blocks on 3/4 vs. Detroit, becoming the franchise leader in blocked shots ... Had 41 points, 10 rebounds, three assists and two blocks on 2/6 at Oklahoma City ... Tallied 32 points, 10 rebounds, three assists, three steals and four blocks on 1/26 vs. Philadelphia ... Scored 28 points with 10 rebounds, three assists, five steals and one block on 1/25 vs. Dallas ... Recorded 19 points, a season-high 18 rebounds, two assists and one block on 12/30 vs. Phoenix ... Scored 30 points with 14 rebounds, three assists, two steals and five blocks on 12/18 at Houston ... Had 30 points, 15 rebounds, three assists, two steals and three blocks on 12/4 at Golden State ... Finished with 25 points, 10 rebounds, four assists, a career-high-tying six steals and four blocks on 12/2 vs. Oklahoma City ... Scored a season-high 43 points (16-23 FG) with 14 rebounds, two steals and one block on 11/22 at Utah ... Recorded 27 points, 11 rebounds, one assist, four steals and six blocks on 11/8 at San Antonio ... Tallied 31 points, 15 rebounds, two assists, two steals and three blocks on 11/1 vs. Dallas ... Had 26 points, 17 rebounds, two assists, three steals and a season-high nine blocks on 10/28 vs. Orlando ... Missed one game with a chest injury (12/14), three games with a sprained left toe (1/16-1/19), one game with a sore left groin (1/30), seven games with a sprained right shoulder (2/9-2/11, 2/23-3/2) and two games with a left ankle injury (3/19-3/20) ... **Playoffs:** Appeared in four games (all starts), averaging 31.5 points, 11.0 rebounds, 2.0 assists, 1.3 steals and 3.0 blocks in 43.0 minutes ... Shot 54.0 percent (47-87) from the field ... Scored 20+ points in all four games, including two games with 30+ ... Grabbed double-digit rebounds in three games ... Blocked multiple shots in all four games ... Tallied three double-doubles ... Had 35 points, seven rebounds, one assist, one steal and a playoff-career-high four blocks on 4/18 at Golden State

2013-14: (New Orleans Pelicans): NBA All-Star ... Appeared in 67 games (66 starts), averaging 20.8 points, 10.0 rebounds, 1.6 assists, 1.3 steals and 2.8 blocks in 35.2 minutes ... Shot 51.9 percent (522-1005) from the field ... Led the team in scoring 27 times and rebounds 45 times ... Led the NBA in blocks per game (2.8) ... Ranked third in the NBA in total blocks (189) and 10th in rebounds per game (10.0) ... Scored in double figures in 61 games, including 39 games with 20+, nine games with 30+ and one 40-point game ... Grabbed double-digit rebounds in 36 games, including nine games with 15+ and one 20-rebound game ... Blocked multiple shots in 44 games, including 13 games with 5+ and three games with 8+ ... Tallied 36 double-doubles ... Scored a season-high 40 points with a season-high 21 rebounds, three assists, one steal and three blocks on 3/16 vs. Boston ... Finished with 32 points, 17 rebounds, three assists, one steal and six blocks on 3/9 vs. Denver ... Had 17 points, 16 rebounds, one assist and four blocks on 2/3 vs. San Antonio ... Tallied 30 points, seven rebounds, three assists, one steal and eight blocks on 1/28 at Cleveland ... Scored 22 points with 19 rebounds, three assists, two steals and seven blocks on 1/26 vs. Orlando ... Finished with 27 points, 10 rebounds, two assists, four steals and four blocks on 1/20 at Memphis ... Recorded 31 points, 17 rebounds, one assist and one block on 1/18 vs. Golden State ... Tallied 22 points, nine rebounds, four assists and eight blocks on 11/20 vs. Utah ... Scored 13 points with nine rebounds, one assist, two steals and a season-high nine blocks on 11/16 vs. Philadelphia ... Had 32 points, 12 rebounds, three assists, one steal and six blocks on 11/8 vs. Los Angeles ... Tallied 25 points, eight rebounds, four assists, a career-high six steals and six blocks on 11/2 vs. Charlotte ... Recorded 26 points, 17 rebounds, one assist, one steal and three blocks on 11/1 at Orlando ... Missed seven games with a broken left hand (12/2-12/17), one game a dislocated left index finger (1/29), one game with an illness (3/19), one game with a left ankle injury (3/29) and five games with a sore back (4/9-4/16)

2012-13: (New Orleans Hornets): All-Rookie First Team selection ... Appeared in 64 games (60 starts), averaging 13.5 points, 8.2 rebounds, 1.0 assist, 1.2 steals and 1.8 blocks in 28.8 minutes ... Shot 51.6 percent (349-676) from the field ... Led the team in scoring 10 times and rebounds 20 times ... Scored in double figures in 47 games, including 10 games with 20+ points ... Grabbed double-digit rebounds in 23 games, including four games with 15+ ... Blocked multiple shots in 34 games ... Tallied 20 double-doubles ... Finished with 18 points, 14 rebounds, two assists, four steals and one block on 4/9 at Los Angeles ... Had 24 points, 12 rebounds and three blocks on 4/5 at Utah ... Tallied 19 points, 11 rebounds, two assists, one steal and a season-high-tying five blocks on 3/12 at Brooklyn ... Finished with 20 points, a season-high 18 rebounds and two assists on 3/9 at Memphis ... Scored 17 points with 15 rebounds and four blocks on 3/4 vs. Orlando ... Tallied 20 points, 12 rebounds, four assists, one steal and four blocks on 1/19 vs. Golden State ... Recorded 15 points, 16 rebounds, one assist, four steals and one block on 12/18 at Golden State ... Scored a season-high 28 points with 11 rebounds and one assist on 11/17 at Milwaukee ... Had 23 points, 11 rebounds, two assists, two steals and a season-high five blocks on 11/9 vs. Charlotte ... Scored 21 points with seven rebounds, one assist and one steal in NBA debut on 10/31 vs. San Antonio ... Missed two games with a concussion (11/3-11/7), 11 games with a stress reaction in his left ankle (11/20-12/8), two games with a sprained left shoulder (2/27-3/1) and three games with a left knee injury (4/12-4/17)

INTERNATIONAL: Averaged 12.3 points and 6.6 rebounds for gold medal winning Team USA at 2014 FIBA World Cup ... Member of the 2012 U.S. Men's Olympic basketball team that captured the gold medal at the 2012 London Summer Olympics, averaging 3.7 points and 2.7 rebounds in 7.6 minutes per game while shooting .647 from the floor for Team USA

COLLEGE: 2011-12 (Kentucky): National Champion ... Final Four Most Outstanding Player ... Consensus First Team All-American ... Wooden Award winner ... Naismith Award winner ... Rupp Trophy award winner ... AP Player of the Year ... NABC Defensive Player of the Year ... All-SEC First Team selection ... USBWA Player of the Year ... USBWA Freshman of the Year ... Sporting News Player of the Year ... SEC Rookie of the Year ... SEC Player of the Year ... SEC Defensive Player of the Year ... SEC All-Freshman Team selection ... SEC All-Defense Team selection ... Appeared in 40 games (all starts), averaging 14.2 points, 10.4 rebounds, 1.3 assists, 1.4 steals and 4.7 blocks in 32.0 minutes ... Shot 62.3 percent (210-337) from the field ... Led the NCAA in blocks (186) and blocks per game (4.7) ... Led the SEC in field goal percentage (.623), free throws (144), offensive rebounds (119), defensive rebounds (296), total rebounds (415), blocks (186) and blocks per game (4.7) ... Ranked second in the NCAA in rebounds (415), third in field goal percentage (.623) and third in defensive rebounds (296) ... Ranked second in the SEC in rebounds per game (10.4), fourth in points (567), fifth in steals (54) and ninth in points per game (14.2) ... Broke school and SEC records as well as an NCAA freshman record for blocks in a season ... Scored in double figures in 32 games, including six games with 20+ points ... Grabbed double-digit rebounds in 23 games, including four games with 15+ ... Blocked multiple shots in all 40 games, including 20 games with 5+ and eight games with 7+ ... Finished the season with 20 double-doubles ... Averaged 13.7 points, 12/3 rebounds and 4.8 blocks in the NCAA Tournament ... Tallied a career-high 28 points (10-11 FG), 11 rebounds, two steals and five blocks on 2/25 vs. Vanderbilt ... Finished with 14 points, a career-high 18 rebounds and five blocks on 12/17 vs. Chattanooga

PERSONAL: Has received the NBA Cares Community Assist Award twice (March 2016; January 2015) in recognition of his charitable efforts throughout New Orleans ... In 2014 launched "AD's Flight Academy" which consisted of monthly events with various groups in the Greater-New Orleans area during the season ... For the holiday season, took more than 200 children from local nonprofits and gave them their very own shopping spree at Target ... Gave a mother of two from the Kingsley House the brand new Kia he was awarded for winning the 2017 NBA All-Star MVP ... Averaged 32 points, 22 rebounds, and seven blocked shots as a senior at Perspectives Charter High School in Chicago ... Named Co-MVP of the Jordan Brand Classic All-American Game with 29 points, 11 rebounds, and four blocks ... Registered 14 points, six rebounds and four blocks in the McDonald's All-American Game ... Posted 16 points with 10 rebounds for the USA team in the Nike Hoops Summit ... One of four finalists for the Morgan Wootten National Player of the Year Award and five finalists for the Naismith Award ... A Parade first team All-American ... Named all-conference three consecutive years while in high school ... Stood just 6-3 at the start of his junior year of high school before a growth spurt took him to 6-10



WENYEN GABRIEL

Height: 6'9
Weight: 205
Born: 3/26/97 (Khartoum, Sudan)
High School: Wilbraham & Monson Academy (Wilbraham, MA)
College: Kentucky
Experience: 3 years pro

35

CAREER REGULAR SEASON STATISTICS

Year	Team	G	GS	MIN	FG	FGA	PCT	3FG	3FGA	PCT	FT	FTA	PCT	OFF	DEF	TOT	A	PF	DQ	STL	TO	BLK	PTS	AVG
19-20	SAC/POR	30	1	235	21	48	.438	6	20	.300	15	22	.682	21	31	52	8	39	1	11	16	7	63	2.1
20-21	NOP	21	0	241	24	60	.400	13	32	.406	11	17	.647	20	34	54	11	32	1	9	15	8	72	3.4
21-22	BKN/LAC/LAL	26	5	358	54	110	.491	8	28	.286	25	42	.595	39	58	97	14	68	0	5	16	11	141	5.4
TOTALS		77	6	834	99	218	.454	27	80	.338	51	81	.630	80	123	203	33	139	2	25	47	26	276	3.6

CAREER POSTSEASON STATISTICS

Year	Team	G	GS	MIN	FG	FGA	PCT	3FG	3FGA	PCT	FT	FTA	PCT	OFF	DEF	TOT	A	PF	DQ	STL	TO	BLK	PTS	AVG
19-20	POR	4	2	53	9	15	.600	2	5	.400	1	2	.500	7	3	10	4	16	1	2	5	2	21	5.3
TOTALS		4	2	53	9	15	.600	2	5	.400	1	2	.500	7	3	10	4	16	1	2	5	2	21	5.3

CAREER HIGHS

REGULAR SEASON SINGLE-GAME HIGHS												POSTSEASON SINGLE-GAME HIGHS											
Points	17, 3/18/22, Los Angeles at Toronto											Points	10, 8/24/20, Portland vs. Los Angeles										
Minutes	38, 4/10/22, Los Angeles at Denver											Minutes	21, 8/20/20, Portland at Los Angeles										
Field Goals	7, 3/18/22, Los Angeles at Toronto											Field Goals	4, 8/24/20, Portland vs. Los Angeles										
Field Goal Attempts	13, 4/10/22, Los Angeles at Denver											Field Goal Attempts	8, 8/20/20, Portland at Los Angeles										
Three-Point Field Goals	3, 3/18/22, Los Angeles at Toronto (3 times)											Three-Point Field Goals	1, 8/24/20, Portland vs. Los Angeles (twice)										
Three-Point Attempts	7, 5/14/21, New Orleans at Golden State											Three-Point Attempts	4, 8/20/20, Portland at Los Angeles										
Free Throws	4, 3/29/22, Los Angeles at Dallas (twice)											Free Throws	1, 8/24/20, Portland vs. Los Angeles										
Free Throw Attempts	5, 4/10/22, Los Angeles at Denver (twice)											Free Throw Attempts	2, 8/24/20, Portland vs. Los Angeles										
Offensive Rebounds	5, 4/10/22, Los Angeles at Denver											Offensive Rebounds	4, 8/20/20, Portland at Los Angeles										
Defensive Rebounds	7, 3/14/22, Los Angeles vs. Toronto											Defensive Rebounds	2, 8/18/20, Portland at Los Angeles										
Rebounds	10, 4/10/22, Los Angeles at Denver											Rebounds	5, 8/20/20, Portland at Los Angeles										
Assists	3, 4/10/22, Los Angeles at Denver (3 times)											Assists	3, 8/18/20, Portland at Los Angeles										
Steals	2, 3/21/22, Los Angeles at Cleveland (5 times)											Steals	2, 8/24/20, Portland vs. Los Angeles										
Blocks	2, 4/10/22, Los Angeles at Denver (4 times)											Blocks	1, 8/22/20, Portland vs. Los Angeles (twice)										

AT A GLANCE

- Appeared in 77 career games (six starts) for the Lakers, Clippers, Nets, Pelicans, Trail Blazers and Kings
- Tallied first career double-double with Los Angeles on 4/10/22 with 14 points and 10 rebounds
- Signed a standard NBA contract with the Lakers on April 8, 2022

HOW ACQUIRED: Signed a standard contract with the Los Angeles Lakers on April 8, 2022

2021-22: (LA Clippers/Brooklyn Nets/Los Angeles Lakers): Appeared in 26 games (five starts) for the Lakers, Clippers and Nets, averaging 5.4 points and 3.7 rebounds in 13.8 minutes ... In 19 games (five starts) for the Lakers, averaged 6.7 points and 4.3 rebounds in 16.4 minutes ... Scored in double figures four times ... Tallied one double-double ... Led the Lakers in rebounds twice, steals once and blocks three times ... Tallied first career double-double with 14 points, 10 rebounds, three assists and two blocks on 4/10 at Denver ... Finished with a career-high 17 points (7-8 FG), three rebounds, two assists and one block on 3/18 at Toronto ... Scored 10 points with two rebounds and one steal on 3/16 at Minnesota ... Made his Lakers debut on 3/3 at LA Clippers, finishing with three points and three rebounds in four minutes ... Inactive once (3/1) ... DNP-CD twice (3/5-3/7) ... **NBA G League:** (Wisconsin Herd): Appeared in eight games (seven starts), averaging 17.1 points, 9.6 rebounds, 2.4 assists and 2.1 blocks in 28.5 minutes

CAREER: Has appeared in 77 NBA games (six starts) for the Kings, Trail Blazers, Nets, Clippers and Lakers, averaging 3.6 points and 2.6 rebounds in 10.8 minutes per game ... Scored in double figures eight times ... Tallied one double-double ... **Playoffs:** Appeared in four games for the Trail Blazers, averaging 5.3 points, 2.5 rebounds and 1.0 assist in 13.3 minutes ... Scored in double figures once ... **NBA G League:** Appeared in 57 games (21 starts) for Stockton and Wisconsin, averaging 12.2 points, 7.3 rebounds, 1.3 assists and 1.4 blocks in 22.3 minutes ... Scored in double figures in 38 games, including seven games with 20+ and one 30-point outing ... Tallied nine double-doubles ... **Career Transactions:** Signed a two-way contract with the Sacramento Kings on July 31, 2018 ... Re-signed with the Kings on October 21, 2019 ... Acquired by the Portland Trail Blazers along with Trevor Ariza and Caleb Swanigan in exchange for Kent Bazemore, Anthony Tolliver and two second round picks on January 21, 2020 ... Signed with the New Orleans Pelicans on November 30, 2020 ... Waived by the Pelicans on October 13, 2021 ... Signed with the Milwaukee Bucks on October 16, 2021 ... Waived by the Bucks on October 16, 2021 ... Signed a 10-day contract with the Brooklyn Nets on December 21, 2021 ... Signed a 10-day contract with the LA Clippers on December 31, 2021 ... Signed a second 10-day contract with the Clippers on January 11, 2022 ... Signed a 10-day contract with the Pelicans on January 29, 2022 ... Signed a two-way contract with the Los Angeles Lakers on March 1, 2022 ... Signed a standard contract with the Lakers on April 8, 2022

2020-21: (New Orleans Pelicans): Appeared in 21 games, averaging 3.4 points and 2.6 rebounds in 11.5 minutes ... Scored in double figures three times ... Scored a season-best 14 points with six rebounds, two assists, one steal and one block on 5/14 at Golden State ... Inactive eight times ... DNP 43 times

2019-20: (Sacramento Kings/Portland Trail Blazers): Appeared in 30 games (one start), averaging 2.1 points and 1.7 rebounds in 7.8 minutes ... Scored in double figures once, a season-best 12 points with two rebounds on 2/11 at New Orleans ... Inactive 11 times ... DNP 31 times ... **Playoffs:** Appeared in four games for the Trail Blazers, averaging 5.3 points, 2.5 rebounds and 1.0 assist in 13.3 minutes ... Scored in double figures once ... **NBA G League:** (Stockton Kings): Appeared in seven games, averaging 19.3 points, 8.6 rebounds, 1.3 assists, 1.0 steals and 1.9 blocks in 25.1 minutes ... Scored in double figures in all seven games, including three games with 20+ and one 30-point game ... Scored a season-high 37 points with nine rebounds, three assists and one block on 1/11 vs. Iowa ... Tallied one double-double

2018-19: (Stockton Kings): Appeared in 42 games (14 starts), averaging 10.1 points, 6.6 rebounds, 1.1 assists and 1.1 blocks in 20.7 minutes ... Scored in double figures 23 times, including one 20-point outing ... Had a season-high 28 points with 18 rebounds and four blocks on 11/26 vs. Texas ... Tallied five double-doubles

COLLEGE: Appeared in 75 games (30 starts), averaging 5.7 points, 5.1 rebounds and 1.0 blocks in 20.3 minutes ... Shot 36.7 percent (62-169) from three-point range ... Scored in double figures in 15 games, including two games with 20+ points ... Tallied two double-doubles ... **2017-18 (Kentucky):** Appeared in 37 games (seven starts), averaging 6.8 points, 5.4 rebounds and 1.1 blocks in 23.1 minutes ... Shot 39.6 percent (42-106) from three-point range ... Scored in double figures in eight games, including one game with 20+ points ... Scored a season-best 23 points with two rebounds, one steal and three blocks on 3/10 vs. Alabama ... Tallied one double-double, finishing with 16 points, 12 rebounds, one steal and two blocks on 3/17 vs. Buffalo ... **2016-17 (Kentucky):** Appeared in 38 games (23 starts), averaging 4.6 points and 4.8 rebounds in 17.7 minutes ... Scored in double figures in seven games, including one 20-point performance ... Scored a season-best 23 points with eight rebounds and two assists on 2/7 vs. LSU ... Tallied one double-double, recording 10 points, 10 rebounds, six assists and one block on 11/23 vs. Cleveland State

PERSONAL: Son of Rebecca Gak and Makaur Gob ... Has a sister named Karime who played basketball at Boston College from 2013-15 ... His sister Piath played basketball at UConn



LEBRON JAMES

Height: 6'9
Weight: 250
Born: 12/30/84 (Akron, OH)
High School: St. Vincent St. Mary (Akron, OH)
Experience: 19 years pro

6

CAREER REGULAR SEASON STATISTICS

Year	Team	G	GS	MIN	FG	FGA	PCT	3FG	3FGA	PCT	FT	FTA	PCT	OFF	DEF	TOT	A	PF	DQ	STL	TO	BLK	PTS	AVG
03-04	CLE	79	79	3122	622	1492	.417	63	217	.290	347	460	.754	99	333	432	465	149	0	130	273	58	1654	20.9
04-05	CLE	80	80	3388	795	1684	.472	108	308	.351	477	636	.750	111	477	588	577	146	1	177	262	52	2175	27.2
05-06	CLE	79	79	3361	875	1823	.480	127	379	.335	601	814	.735	75	481	556	521	181	0	123	260	66	2478	31.4
06-07	CLE	78	78	3190	772	1621	.476	99	310	.319	489	701	.698	83	443	526	470	171	1	125	250	55	2132	27.3
07-08	CLE	75	74	3027	794	1642	.484	113	359	.315	549	771	.712	133	459	592	539	165	1	138	255	81	2250	30.0
08-09	CLE	81	81	3054	789	1613	.489	132	384	.344	594	762	.780	106	507	613	587	139	0	137	241	93	2304	28.4
09-10	CLE	76	76	2966	768	1528	.503	129	387	.333	593	773	.767	71	483	554	651	119	0	125	261	77	2258	29.7
10-11	MIA	79	79	3063	758	1485	.510	92	279	.330	503	663	.759	80	510	590	554	163	0	124	284	50	2111	26.7
11-12	MIA	62	62	2326	621	1169	.531	54	149	.362	387	502	.771	94	398	492	387	96	0	115	213	50	1683	27.1
12-13	MIA	76	76	2877	765	1354	.565	103	254	.406	403	535	.753	97	513	610	551	110	0	129	226	67	2036	26.8
13-14	MIA	77	77	2902	767	1353	.567	116	306	.379	439	585	.750	81	452	533	844	126	1	121	270	26	2089	27.1
14-15	CLE	69	69	2493	624	1279	.488	120	339	.354	375	528	.710	51	365	416	511	135	0	109	272	49	1743	25.3
15-16	CLE	76	76	2709	737	1416	.520	87	282	.309	359	491	.731	111	454	565	514	143	0	104	249	49	1920	25.3
16-17	CLE	74	74	2794	736	1344	.548	124	342	.363	358	531	.674	97	542	639	646	134	2	92	303	44	1954	26.4
17-18	CLE	82	82	3026	857	1580	.542	149	406	.367	388	531	.731	97	612	709	747	136	0	116	347	71	2251	27.5
18-19	LAL	55	55	1937	558	1095	.510	111	327	.339	278	418	.665	57	408	465	454	94	0	72	197	33	1505	27.4
19-20	LAL	67	67	2316	643	1303	.493	148	425	.348	264	381	.693	66	459	525	684	118	0	78	261	36	1698	25.3
20-21	LAL	45	45	1504	422	823	.513	104	285	.365	178	255	.698	29	317	346	350	70	0	48	168	25	1126	25.0
21-22	LAL	56	56	2084	640	1221	.524	161	448	.359	254	336	.756	63	396	459	349	121	0	73	196	59	1695	30.3
TOTALS		1366	1365	52139	13543	26825	.505	2140	6186	.346	7836	10673	.734	1601	8609	10210	10045	2516	6	2136	4788	1041	37062	27.1

CAREER POSTSEASON STATISTICS

Year	Team	G	GS	MIN	FG	FGA	PCT	3FG	3FGA	PCT	FT	FTA	PCT	OFF	DEF	TOT	A	PF	DQ	STL	TO	BLK	PTS	AVG
05-06	CLE	13	13	404	146	307	.476	21	63	.333	87	118	.737	22	83	105	76	44	0	18	65	9	400	30.8
06-07	CLE	20	20	893	166	399	.416	21	75	.280	148	196	.755	26	133	161	159	40	0	34	66	10	501	25.1
07-08	CLE	13	13	552	113	275	.411	18	70	.257	122	167	.731	16	86	102	99	33	0	23	54	17	366	28.2
08-09	CLE	14	14	580	159	312	.510	27	81	.333	149	199	.749	19	109	129	102	30	0	23	38	12	494	35.3
09-10	CLE	11	11	440	106	211	.502	20	50	.400	88	120	.733	15	87	102	84	23	0	19	42	20	320	29.1
10-11	MIA	21	21	922	174	373	.466	30	85	.353	119	156	.763	34	142	176	123	56	0	35	66	25	497	23.7
11-12	MIA	23	23	983	251	502	.500	22	85	.259	173	234	.739	54	170	224	129	47	1	43	81	16	697	30.3
12-13	MIA	23	23	960	212	432	.491	36	96	.375	136	175	.777	37	156	193	152	43	1	41	70	18	596	25.9
13-14	MIA	20	20	763	192	340	.565	35	86	.407	129	160	.806	14	127	141	95	46	0	36	61	11	548	27.4
14-15	CLE	20	20	844	227	544	.417	25	110	.227	122	167	.731	37	189	226	169	58	0	33	82	21	601	30.1
15-16	CLE	21	21	822	219	417	.525	32	94	.340	82	124	.661	42	158	200	160	54	0	49	75	27	552	26.3
16-17	CLE	18	18	744	217	384	.565	44	107	.411	113	162	.698	19	145	164	141	43	0	35	72	23	591	32.8
17-18	CLE	22	22	922	275	510	.539	39	114	.342	159	213	.746	31	169	200	198	52	0	30	94	23	748	34.0
19-20	LAL	21	21	762	214	382	.560	44	119	.370	108	150	.720	28	198	226	184	40	0	26	84	18	580	27.6
20-21	LAL	6	6	224	54	114	.474	18	48	.375	14	23	.609	7	36	43	48	7	0	9	25	2	140	23.3
TOTALS		266	266	11035	2725	5502	.495	432	1283	.337	1749	2364	.740	401	1990	2391	1919	616	2	454	975	252	7631	28.7

CAREER HIGHS

REGULAR SEASON SINGLE-GAME HIGHS

Points	61, 3/3/14, Miami vs. Charlotte
Minutes	55, 11/29/03, Cleveland vs. Memphis
Field Goals	23, 11/3/17, Cleveland at Washington
Field Goal Attempts	36, 3/20/05, Cleveland at Toronto
Three-Point Field Goals	8, 12/29/21, Los Angeles at Memphis (3 times)
Three-Point Attempts	14, 12/29/21, Los Angeles at Memphis
Free Throws	24, 3/12/06, Cleveland at Miami
Free Throw Attempts	28, 3/12/06, Cleveland at Miami
Offensive Rebounds	7, 3/20/13, Miami at Cleveland (twice)
Defensive Rebounds	17, 4/14/05, Cleveland vs. New York
Rebounds	19, 1/11/08, Cleveland vs. Charlotte
Assists	19, 1/15/20, L.A. vs. Orlando (twice)
Steals	7, 12/13/04, Cleveland at Memphis
Blocks	5, 3/16/04, Cleveland vs. Chicago (twice)

POSTSEASON SINGLE-GAME HIGHS

Points	51, 5/31/18, Cleveland at Golden State
Minutes	53, 5/5/06, Cleveland at Washington
Field Goals	20, 5/20/09, Cleveland vs. Orlando
Field Goal Attempts	38, 6/4/15, Cleveland at Golden State
Three-Point Field Goals	7, 4/30/06, Cleveland at Washington
Three-Point Attempts	12, 5/7/17, Cleveland at Toronto (3 times)
Free Throws	18, 5/30/12, Miami vs. Boston (twice)
Free Throw Attempts	24, 5/30/12, Miami vs. Boston (twice)
Offensive Rebounds	8, 5/24/15, Cleveland vs. Atlanta
Defensive Rebounds	16, 6/6/13, Miami vs. San Antonio (twice)
Rebounds	19, 5/13/10, Cleveland at Boston
Assists	16, 6/18/20, Los Angeles vs. Portland
Steals	6, 5/15/12, Miami vs. Indiana
Blocks	5, 5/7/11, Miami at Boston

AT A GLANCE

- Four-time NBA Champion and NBA Finals MVP (2012, 2013, 2016, 2020)
- Four-time NBA Most Valuable Player (2009, 2010, 2012, 2013)
- Has appeared in 1,366 NBA games (1,365 starts) for the Lakers, Cavaliers and Heat
- Owns career averages of 27.1 points, 7.5 rebounds, 7.4 assists and 1.6 steals in 38.2 minutes per game
- 18-time NBA All-Star and three-time All-Star Game MVP
- 18-time All-NBA honoree, including a league-record 13 First Team selections
- Two-time Olympic gold medal winner with Team USA
- Selected by the Cleveland Cavaliers with the first overall selection in the 2003 NBA Draft

HOW ACQUIRED: Signed a contract extension with the Lakers on August 18, 2022

2020-21: (Los Angeles Lakers): Named an NBA All-Star starter for the 18th consecutive season, the most all-time selections as a starter and the longest streak of consecutive starts in NBA history ... Appeared in 56 games (all starts), averaging 30.3 points, 8.2 rebounds, 6.2 assists, 1.3 steals and 1.1 blocks in 37.2 minutes ... James became the oldest player in NBA history to average 30 points per game in a season (37y, 101d) surpassing Michael Jordan (33d, 64d) ... One-time Western Conference Player of the Week (12/13) ... Scored in double figures 56 times, including 51 games with 20+, 34 games with 30+, three games with 40+ and two 50-point contests ... Holds an NBA record double-digit scoring streak that stands at 1,096 regular season games ... Tallied 21 double-doubles, including six triple-doubles ... Led the team in scoring 48 times, rebounds 28 times, assists 23 times, steals 18 times and blocks 23 times ... Had 39 points, nine rebounds, five assists and one block on 3/27 at New Orleans, scoring his 37,000th point and passing Karl Malone for second on the NBA's all-time field goals made list ... Passed Karl Malone for second on the NBA's all-time scoring list with 38,100 rebounds and six assists on 3/19 at Washington ... Became the first player in NBA history with 10,000+ points, 10,000+ rebounds and 10,000+ assists as he tallied 31 points, seven rebounds, six assists and one block on 3/13 at Phoenix ... Finished with 50 points, seven rebounds, six assists and one block on 3/11 vs. Washington; He became the first Lakers player to score 100+ across two consecutive home games in a single season since Kobe Bryant did so in April of 2007 ... Scored a season-high 56 points (19-31 FG, 6-11 3FG, 12-13 FT) to go with 10 rebounds, three assists and one block on 3/5 vs. Golden State; The performance marked his 13th career game with 50+ points and the sixth 50-point double-double of his career; James became the first Lakers player since Shaquille O'Neal in 2000 to tally 55+ points and 10+ rebounds as he also became just the fourth player in NBA history to have a 50-point game at age 37 or older ... Tallied his 500th career 30-point game on 2/27 vs. New Orleans with 32 points, six rebounds, three assists, two steals and two blocks, becoming the third player in NBA history to reach the milestone ... Appeared in his 18th NBA All-Star Game on 2/20, finishing with 24 points, six rebounds, eight assists, three steals and one block in 36 minutes ... Had his 22nd straight game with 25+ points on 2/12 at Golden State, finishing with 26 points, a season-high 15 rebounds and eight assists ... Finished with 30 points, seven rebounds, seven assists and three steals on 2/9 at Portland, his 21st consecutive game with 25+ points, tied for the longest streak of his career ... Tallied 29 points, 13 rebounds, 10 assists and one steal on 2/5 vs. New York ... Passed Dirk Nowitzki for third in all-time minutes with 33 points, seven rebounds, six assists, three steals and two blocks in 34 minutes on 1/25 at Brooklyn ... Had 30 points, 12 rebounds, five assists and two steals on 1/19 vs. Indiana, becoming the 42nd player in NBA history to record 10,000 career rebounds ... Finished with 35 points, nine rebounds and seven assists on 1/9 vs. Memphis, passing Oscar Robertson for seventh on the NBA's all-time assists list ... Tallied 32 points, eight rebounds, nine assists, four steals and three blocks on 1/7 vs. Atlanta, passing Alvin Robertson for 10th on the NBA's all-time steals list; the performance marked his 10th consecutive game with 25+ points, becoming the oldest player in NBA history to accomplish the feat ... Finished with 26 points, seven rebounds, five assists, three steals and one block on 1/2 vs. Minnesota and passed Oscar Robertson for fourth on the NBA's all-time free throws made list ... Scored a season-best 43 points with 14 rebounds, four assists, two steals and two blocks in 29 minutes on 12/31 vs. Portland, his seventh consecutive game with at least 30 points ... Finished with 37 points, 13 rebounds, seven assists, two steals and two blocks on 12/29 at Memphis, tying his career high with eight three-pointers made ... Became the third player in NBA history to score 36,000 career points on 12/28 at Houston, finishing with 32 points, 10 rebounds, 11 assists, one steal and two blocks in 39 minutes as he started at the center position for the first time in his career ... Became the all-time leading scorer on Christmas Day with 39 points, nine rebounds, seven assists, three steals and one block on 12/25 vs. Brooklyn ... Finished with 31 points, a season-high 14 rebounds, six assists, one steal and two blocks on 12/19 at Chicago ... Tallied his 100th career triple-double on 12/9 at Memphis, finishing with 20 points, 10 rebounds, 11 assists, four steals and two blocks; he became just the fifth player in NBA history to record at least 100 career triple-doubles ... Scored a season-high 39 points (5-12 3FG) with five rebounds, six assists, one steal and two blocks on 11/24 at Indiana ... Missed two games (10/26-10/27) with right ankle soreness, eight games (11/4-11/17) with a rectus abdominis strain, one game (11/23) due to league suspension, one game (11/30) due to health and safety protocols, one game (1/27) with left knee soreness, six games (1/28-2/3, 3/7, 3/23) with left knee soreness/effusion and seven games (3/29-3/31, 4/3-4/10) with a left ankle sprain

LEBRON JAMES

CAREER: Four-time NBA Champion (2012, 2013, 2016, 2020) ... Four-time NBA Most Valuable Player (2009, 2010, 2012, 2013) ... Four-time NBA Finals MVP (2012, 2013, 2016, 2020) ... NBA Rookie of the Year (2003) and unanimous All-Rookie First Team selection ... Member of the NBA's 75th Anniversary Team ... Helped lead the United States to gold medals at the 2008 Beijing and 2012 London Olympics and to a bronze medal at the 2004 Athens Olympics ... 18-time All-NBA honoree (First Team in 2006, 2008-18, 2020; Second Team in 2005, 2007, 2021; Third Team in 2019, 2022) ... Has been named to the NBA's All-Defensive Team six times (First Team in 2009-13; Second Team in 2014) ... Named a starter for the NBA All-Star Game in each of the last 18 seasons (2005-2022), averaging 22.9 points, 6.1 rebounds, 5.9 assists and 1.2 steals in 28.3 minutes ... Earned All-Star Game MVP honors in 2006, 2008 and 2018 ... Has been selected Eastern Conference Player of the Month 38 times and has been named Eastern Conference Player of the Week 61 times ... Named Western Conference Player of the Month twice and Western Conference Player of the Week four times ... Captured the 2007-08 NBA scoring title and the 2019-20 assists title ... Three-time Sports Illustrated Sportsman of the Year (2012, 2016 and 2020) ... USA Basketball 2012 Male Athlete of the Year ... J. Walter Kennedy Citizenship Award winner (2016) ... TIME's 2020 Athlete of the Year ... Has appeared in 1,366 NBA games (1,365 starts) for the Lakers, Cavaliers and Heat ... Owns career averages of 27.1 points, 7.5 rebounds, 7.4 assists and 1.6 steals in 38.2 minutes, while shooting 50.5 percent from the field, 34.6 percent from three-point range and 73.4 percent from the free throw line ... Ranks fifth on the NBA's all-time scoring average list (27.1), fifth in triple-doubles (105), second in points (37,062), second in field goals made (13,543), fourth in free throws made (7,836), third in minutes (52,138), seventh in assists (10,045), 10th in steals (2,136) and 11th in three-point field goals made (2,140) ... Only player in NBA history to rank in the Top 10 in all-time points scored and assists ... Also has the most assists among all frontcourt players in NBA history ... Has scored in double figures in 1,358 games, including an NBA-record 1,096 consecutive times, a streak that began on January 6, 2007 ... Has scored 20+ points in 1,131 games, 30+ in 509 games, 40+ 69 times, 50+ in 14 games and one 60-point game ... Owns 105 career triple-doubles and 528 career double-doubles ... Has averaged at least 25.0 points in an NBA-record 18 consecutive seasons (2004-2022) ... Is the Cleveland Cavaliers' all-time leader in games (849), minutes (33,130), field goals made (8,369), three-point field goals made (1,251), free throws made (5,130), defensive rebounds (5,156), total rebounds (6,190), assists (6,228), steals (1,376) and points (23,119) ... Has missed just 155 games through 19 professional seasons ... **Playoffs:** Has appeared in 266 playoff games (all starts) for the Lakers, Cavaliers and HEAT, averaging 28.7 points, 9.0 rebounds, 7.2 assists, 1.7 steals and 0.9 blocks in 41.5 minutes while shooting 49.5 percent from the field, 33.7 percent from three-point range and 74.0 percent from the free throw line ... Is the NBA Playoffs all-time leader in wins (174), games played (266), points (7,631), field goals (2,725), free throws (1,749), steals (454) and minutes (11,035) ... Ranks second on the NBA's all-time playoff list in triple-doubles (28), second in three-point field goals made (432), second in assists (1,919), fifth in scoring average (28.69), sixth in rebounds (2,391), sixth in double-doubles (130) and 10th in blocks (252) ... Tallied 28 triple-doubles and 130 double-doubles ... Scored in double figures in an NBA playoff-record 264 games, including an NBA playoff-record 237 games with 20+ points, an NBA playoff-record 118 games with 30+ points, 28 games with 40+ and one 50-point game ... Played in eight consecutive NBA Finals (2011-2018) ... Has posted an all-time series record of 14-1 in the First Round ... **Career Transactions:** Selected by the Cleveland Cavaliers with the first overall selection in the 2003 NBA Draft ... Acquired by the Miami Heat in exchange for a 2011 second round draft pick, a 2012 second round draft pick, a 2013 first round draft pick and a 2016 first round draft pick on July 10, 2010 ... Signed as a free agent with the Cavaliers on July 12, 2014 ... Re-signed with the Cavaliers on July 20, 2015 ... Re-signed with the Cavaliers on August 12, 2016 ... Signed as a free agent with the Los Angeles Lakers on July 9, 2018 ... Signed a contract extension with the Lakers on December 3, 2020 ... Signed a contract extension with the Lakers on August 18, 2022

2020-21: (Los Angeles Lakers): All-NBA Second Team selection ... Named as an NBA All-Star starter for the 17th consecutive season, marking the most all-time selections as a starter and the longest streak of consecutive starts in NBA history ... Appeared in 45 games (all starts), averaging 25.0 points, 7.8 assists, 7.7 rebounds and 1.1 steals in 33.4 minutes ... Scored in double figures in all 45 games, including 34 games with 20+ points, nine games with 30+ and one game with 40+ points ... Extended his NBA-record double-digit scoring streak to 1,040 regular season games ... Tallied 18 double-doubles, including five triple doubles ... Finished with 25 points, six assists, three steals and one rebound on 5/16 at New Orleans, passing Joe Johnson for 13th on the NBA's all-time three-pointers made list ... Returned after the longest absence of his career (20 games) on 4/30 vs. Sacramento, tallying 16 points, eight rebounds, seven assists, two steals and one block ... Had his 99th career triple-double on 3/16 vs. Minnesota with 25 points, 12 rebounds, 12 assists and one block ... Finished with 28 points, 11 rebounds, seven assists, four steals and three blocks in 36 minutes on 2/26 vs. Portland, becoming the first player in the NBA to match or exceed those totals since Josh Smith on Feb. 15, 2012 (first Lakers player since Kareem Abdul-Jabbar, 3/31/78) ... Tallied 32nd and final consecutive game with 15+ points, 5+ rebounds and 5+ assists on 2/22 vs. Washington, the longest streak of such games in NBA history ... Had 32 points, eight rebounds and seven assists on 2/18 vs. Brooklyn, good for his sixth 30-point performance of the season and became just the third player in NBA history to score 35,000 career points, joining Kareem Abdul-Jabbar and Karl Malone ... James became the youngest player in NBA history to reach the milestone (36 years, 50 days), accomplishing the milestone in the fewest amount of games in NBA history (1,295) ... Had 28 points, a season-high 14 rebounds, 12 assists, two steals and two blocks on 2/8 vs. Oklahoma City, good for his third triple-double of the season ... In that game, tallied ninth triple-double after turning 35 years old, passing Jason Kidd for most such games in NBA history ... The performance also marked the 500th double-double of his career, becoming just the 28th player in NBA history to accomplish the feat ... Had 27 points, 10 rebounds, 10 assists and one block on 2/4 vs. Denver, good for his second triple-double of the season ... With his third field goal of the night, James surpassed Wilt Chamberlain for third on the NBA's all-time field goals made list ... The contest was the 800th 25-point game of his career, as he became the first player in NBA history to hit that mark ... Had 21 points, nine assists, seven rebounds, two steals and one block on 2/1 at Atlanta, tying his NBA record for most 15/5/5 games to start any season with 22 overall (2011-12) ... Surpassed Derek Fisher for eighth on the NBA's all-time regular season win with victory on 1/30 at Boston, the 854th of his career ... Through 20 games, James made 55 three-pointers, the most through the first 20 games of a season in his career and the most by any player through that amount of games in any season in Lakers history (N. Van Exel, 53, 1994-95) ... Had 34 points, six rebounds and seven assists in 39 minutes on 1/27 at Philadelphia ... In that game, joined Kareem Abdul-Jabbar as the only Lakers players with 30+ points in consecutive games after turning 36 years old, according to Elias Sports Bureau ... Finished with a season-high 46 points (19-26 FG, 7-11 3FG), eight rebounds, six assists, two steals and two blocks on 1/25 at Cleveland, marking his first 40-point outing of the season ... The contest marked the 66th 40-point contest of his career, tying Jerry West for 11th-most such games in NBA history ... In that game, shot 73.1 percent from the field in the win, the best shooting percentage in any game of his career in which he attempted at least 25 field goals ... James shot 7-of-11 from three-point range, the most three-pointers he has made in a game since March 3, 2014 vs. Charlotte (8-10 3FG) ... James scored 21 points in the fourth quarter, the most points he has scored in a single frame since Nov. 22, 2017 vs. Brooklyn (23, 4th Qtr.) ... Had a then-season-best 34 points (13-25 FG, 6-10 3FG), eight assists, six rebounds, one steal and one block on 1/21 at Milwaukee, good for his first 30-point performance of the season ... With the win, James improved to 16-5 (.762) all-time against Giannis Antetokounmpo, the third-best win percentage between former MVP award-winners (min. 15 games), according to Elias Sports Bureau ... Logged first triple-double of the season with 26 points, 11 re-bounds, 10 assists and two steals on 1/1 at San Antonio ... On 36th birthday on 12/30 at San Antonio, finished with 26 points, eight assists, five rebounds, one steal and one block in 35 minutes ... With his fifth basket in the contest, James became the first player in NBA history to finish in double figures in 1,000 consecutive games, extending a streak that began on Jan. 6, 2007 ... With his fourth basket on 12/27 vs. Minnesota, recorded the 1,260th double-digit scoring performance of his career, tying Kevin Garnett for the fourth-most such games in NBA history ... Appearing in his 15th Christmas Day game vs. Dallas, finished with 22 points, 10 assists and seven rebounds ... In that game, tied Dwyane Wade and Udonis Haslem with 10 wins on the holiday, also passing Oscar Robertson for second on the all-time scoring list on Dec. 25 ... Missed one game (3/3) due to left ankle soreness and 26 games (3/21-4/28, 5/3-5/12) due to a right ankle sprain ... **Playoffs:** Appeared in six games (all starts), averaging 23.3 points, 7.2 rebounds, 8.0 assists and 1.5 steals in 37.3 minutes ... Scored in double figures in all six games, including five games with 20+ points ... Tallied two double-doubles ... Had 29 points, nine rebounds, seven assists, two steals and two blocks on 6/3 vs. Phoenix, passing Dikembe Mutombo for 10th on the NBA's all-time playoff blocks list ... Recorded 25 points, 12 rebounds, six assists and one steal on 5/30 vs. Phoenix ... Finished with 18 points, seven rebounds, 10 assists and three steals on 5/23 at Phoenix

2019-20: (Los Angeles Lakers): NBA Champion ... All-NBA First Team selection ... Earned NBA assists title for first time in his career ... Named as an NBA Western Conference All-Star starter, his 16th career all-star selection ... Appeared in 67 games (all starts), averaging 25.3 points, 7.8 rebounds, 10.2 assists and 1.2 steals in 34.6 minutes per game ... Named Western Conference Player of the Month in consecutive months (January/February) and Player of the Week three times this season (12/16, 1/5, 3/9) ... Owns 46 double-doubles (6th in NBA) and 13 triple-doubles (2nd in NBA) this season ... Led the NBA in assists (684), assist average (10.2) and double-digit assist games (39) ... Scored in double figures in each appearance this season, including 53 20+ games, 21 30+ performances and one 40-point game ... The Lakers started the season with a 20-0 record when James scored 30 or more points, the most such wins without a loss in NBA history (finished 20-1 after 8/8 loss at IND) ... Possesses an NBA record double-digit scoring streak that stands at 995 regular season games ... With a win 7/30 vs. LAC, James broke a tie with Kobe Bryant and Clifford Robinson for ninth place on the NBA's regular season win list (837) ... Had 37 points (season-high 12-15 FT), eight rebounds, eight assists and three steals 3/6 vs. MIL ... With his seventh point in the contest, James became the third player in NBA history to total 34,000 career points ... Logged season-high 40 points (17-27 FG, 5-11 3FG), eight rebounds, six assists and one block 2/25 vs. NOP, his first 40+ game since December 2018 (12/5 vs. SAS) ... With second free throw 2/10 vs. PHX, passed Michael Jordan for fifth on the NBA all-time free throws made list ... Had 18 points, a game-high 15 assists, nine rebounds and two steals 2/6 vs. HOU ... In that game, recorded his 2,000th career steal at the 5:25 mark of the first quarter, becoming the second active player and the 13th player in NBA history to reach that mark ... Finished with a 36 points (6-9 3FG), seven rebounds and nine assists 2/4 vs. SAS, while setting season highs in single-quarter points (19, 4th) and single-half points (25, 2nd) ... It was the first contest since March 18, 2014 at Cleveland in which James has made at least five threes in a quarter ... With a driving layup at the 7:22 mark of the third quarter 1/25 at PHI, took sole possession of third place on the NBA's all-time points list ... Finished with a career-high-tying 19 assists, 19 points and three rebounds 1/15 vs. ORL ... His 19 assists were the most in the NBA this season and the most by a Lakers player since Jan. 5, 1997 (N. Van Exel, 23 at Vancouver) ... With his third assist 1/13 vs. CLE, James surpassed Isiah Thomas for sole possession of eighth place on the NBA's all-time assists list ... Had 35 points, 16 rebounds and seven assists 1/10 at DAL, becoming the first Lakers player with that line in a game since Shaquille O'Neal in March 2001 ... In that contest, moved past Michael Jordan for fourth on the NBA's all-time field goals list ... With his second steal in the contest, James surpassed Allen Iverson for 13th on the NBA's all-time steals list 1/7 vs. NYK ... Had 17 points, 15 assists, eight rebounds and two steals 1/3 vs. NOP, his third game with 15+ assists this season ... His eight assists in the first quarter tied for the NBA's single-quarter high this season (joining Luka Doncic, Jamal Murray and Nickail Alexander-Walker) ... In notching fourth assist of 13 assists 12/29 vs. DAL, became ninth player in NBA history with 9,000 career assists ... Is now the only player all-time with at least 9,000 career assists and rebounds ... Finished with 33 points and 14 assists 11/25 at SAS, becoming the first Lakers player in franchise history to record that line in less than 36 minutes ... In that game, surpassed Peja Stojakovic for 18th on the NBA's all-time three-pointers list ... Had 23 points and 14 assists 11/22 at OKC, his seventh consecutive game with 10+ assists ... It is the longest streak of his career with double-digit assists, and he is the first Lakers player to do so since Magic Johnson in 1991-92 ... Had 25 points, a team-high 11 rebounds and team-high-tying 10 assists for his fifth triple-double of the season 11/19 vs. OKC ... By tallying a triple-double against OKC, he became the first player in league history to record a triple-double against all 30 current NBA franchises ... Scoring 25 points 11/8 vs. MIA, registered 1,000th career 20-point game, trailing only Karl Malone (1,134) and Kareem Abdul-Jabbar (1,122) all-time ... Had third consecutive triple-double 11/5 at CHI (30p/10r/11a), recording three straight for the third time in his career and becoming the first Lakers player to do so since Magic Johnson in 1987 ... In that game, passed John Havlicek for 13th on the NBA's all-time minutes list ... Notched second consecutive triple-double 11/3 at SAS, finishing with 21 points, 11 rebounds and 13 assists ... Became first Lakers player with consecutive triple-doubles since Lamar Odom in 2006 ... Recorded first triple-double of the season 11/1 at DAL with a then-season-high 39 points, 12 rebounds, 16 assists and four steals ... Became the first player to finish with those totals in a single game since became an official stat in 1973-74 ... At 34 years of age, was second-oldest person in NBA history (34 years-306 days) to record a 35-point triple-double (trailing only Larry Bird, 31/5/92, 35 years-99 days) ... Scored 23 points (5-7 FT) with eight assists 10/29 vs. MEM, tying Jerry West for seventh place on the NBA's all-time free throws list ... In Lakers home-opener, scored 32 points with 10 assists and seven rebounds, marking the most points scored by a Lakers player in a home-opener since Oct. 27, 2009 (Kobe Bryant, 33 points) ... It was also the first 30-point double-double in a Lakers home-opener since Halloween 2006 (Odom - 34 pts, 13 reb) ... Missed one game due to thoracic muscle strain (12/22), one game due to flu-like symptoms (1/11) and two game due to groin soreness (2/27, 8/6) ... **Playoffs:** Appeared in 21 NBA Playoff games (all starts), averaging 27.6 points, 10.8 rebounds, 8.8 assists and 1.2 steals in 36.3 minutes ... Scored in double figures 21 times, including 18 20+ games, eight 30-point contests and one 40+ game ... Had 28 points, 14 rebounds, 10 assists and one steal in title-clinching win 10/11 at MIA ... Logged fifth triple-double of the 2020 NBA Playoffs, the most such games in a single postseason throughout his career, and was the third time that James has recorded a triple-double in a Finals-clinching win (most all-time) ... Earned NBA Finals MVP award for the fourth time in his career, becoming the first player in NBA history to win the award with three different franchises ... Also joined Michael Jordan as the only players to win four Finals MVP awards and four regular season MVP awards ... Joined Kareem Abdul-Jabbar, Jordan and Bill Russell as the only players in league history to win four championships and four regular season MVP awards ... Is one of four players to win an NBA championship with three franchises (D. Green, R. Horry, J. Salley) ... Had season playoff-high 40 points (15-21 FG, 6-9 3FG), 13 rebounds, seven assists and three steals in 42 minutes 10/9 vs. MIA, marking the eighth time he has scored at least 40 points in an NBA Finals game ... The performance marked his fifth Finals game with at least 40 points and 10 rebounds, tying Shaquille O'Neal for most such games in NBA history ... James (35 years, 284 days old) passed Michael Jordan (35-117) as the oldest player to score at least 40 points in an NBA Finals game ... In that game appeared in the 259th playoff game of his career, tying Derek Fisher for most in NBA history ... With second assist 10/4 at MIA, passed John Stockton for second on NBA's playoff assists list ... Had 33 points (14-25 FG), nine rebounds, nine assists, one steal and one block 10/2 vs. MIA, becoming the first player since at least 1983-84 to tally 30+ points and nine assists without committing a turnover in the postseason ... Had 25 points (9-17 FG), 13 rebounds, nine assists and one steal 9/30 vs. MIA ... In what was his 50th NBA Finals game, tied Earvin "Magic" Johnson for sixth-most appearances all-time ... Had game highs in points (38), rebounds (16) and assists (10) in close-out win 9/26 vs. DEN for fourth triple-double of the 2020 NBA Playoffs ... In that game, joined James Worthy as the only Lakers players to finish with 35+ points, 15+ rebounds and 10+ assists in a playoff game (6/21/88 vs. DET) ... Became NBA's all-time leader in postseason wins 9/8 at HOU, passing Derek Fisher with his 162nd play-off win ... In that game, had 36 points, seven rebounds, five assists and four blocks, marking his fourth playoff game with at least four blocks and passing Julius Erving for 12th on the NBA's all-time playoff blocks list ... With his first three-pointer 9/6 vs. HOU, passed Ray Allen for second on the NBA's all-time playoff 3FG list ... With a series win against Portland, James improved to a perfect 14-0 in the first round of the NBA Playoffs ... Notched 36 points (14-19 FG), 10 rebounds, 10 assists, one steal and one block 8/29 vs. POR, becoming the third Lakers player to have a 30-point triple-double in the postseason and first since James Worthy in 1988 ... Finished with 30 points (10-12 FG), 10 assists and six rebounds 8/24 at POR ... In that game became first player in NBA history to score 7,000 career playoff points and the first Laker with consecutive 30-point double-doubles since Kobe Bryant in 2010 ... Recorded 38 points, a game-high 12 rebounds, eight assists and two steals 8/22 at POR, moving to third on the NBA's all-time playoff three-pointers list (passing Klay Thompson-) and second on the all-time playoff victories list (passing Tim Duncan) ... Finished with 10 points, six rebounds and seven assists 8/20 vs. POR, the fewest points he's ever scored in a postseason victory ... Totaled 23 points, 17 rebounds and a playoff career-high 16 assists in Lakers playoff debut 8/18 vs. POR, becoming the first player to finish with at least 20 points, 15 rebounds and 15 assists in an NBA playoff game ... The performance marked his 24th career playoff triple-double (second all-time) ... Became the first player in NBA history to earn a triple-double in a postseason debut with multiple teams (previously 4/22/06 vs. WAS) and is one of four players to do so at least once ... Joined Magic Johnson as only Lakers players to tally a triple-double in their Lakers playoff debut (4/8/80 vs. PHX)

2018-19: (Los Angeles Lakers): All-NBA Third Team selection ... Was an All-Star starter for an NBA-record 15th consecutive season ... Appeared in 55 games (all starts), averaging 27.4 points, 8.5 rebounds, 8.3 assists and 1.3 steals in 35.2 minutes ... Recorded eight triple-doubles (T-4th in NBA) and 32 double-doubles ... Scored in double figures in each game this season, including 48 20+ games, 15 30+ contests, three 40-point games and one 50-point performance ... Possesses an NBA record double-digit scoring streak that stands at 928 regular season games ... Climbed to fourth place on the NBA's all-time scoring list (32,543), fifth place on the NBA's all-time FGM list (11,838), eighth on the NBA's all-time free throws made list (7,140), 10th place on the NBA's all-time assists list (8,662) and 19th place on the NBA's all-time three-pointers made list (1,798) ... Also ranks fifth all-time in career triple-doubles (81) ... Led the Lakers in points, scoring average, field goals made and attempted, free throws made and attempted, defensive rebounds and assists ... Led the team in scoring 40 times, rebounds 24 times, assists 33 times, steals 21 times, blocks eight times and minutes 26 times ... Had eighth triple-double of season 3/24 vs. SAC, totaling a game-high-tying 29 points with 11 rebounds and 11 assists ... Scored a game-high 31 points with seven rebounds and seven assists in 31 minutes 3/6 vs. DEN ... With his 13th point in that contest, coming with a driving layup at the 5:38 mark of the second quarter, surpassed Michael Jordan for fourth place on the NBA's all-time scoring list ... With his fourth field goal 3/2 at PHX, surpassed Kobe Bryant for fifth place on the NBA's career field goals list ... Had 25th double-double of season (33 points/10 assists) 2/27 vs. NOP, his 75th career 30-10 game ... Recorded sixth triple-double of season and 79th of career (24 points/12 rebounds/11 assists) 2/25 at MEM ... In that game, passed Andre Miller for 10th place on the NBA's all-time assists list and Wilt Chamberlain for fifth place on the all-time triple-doubles list ... Tallied fifth triple-double of season (28p/11r/16a) 2/12 at ATL ... In that game, his season-high 16 assists were the most by a Lakers player since 2015 (K. Bryant, 17, 1/15/15 vs. CLE) ... Recorded fourth triple-double of season 2/7 at BOS with 28 points, 12 rebounds and 12 assists ... Became fifth player in NBA history to reach the 32,000-points mark 2/5 at IND ... In return from longest absence of his career, had 24 points, a season-high-tying 14 rebounds and nine assists in overtime win 1/31 at LAC ... Had third triple-double as a Laker with 22 points, 12 rebounds and a then-season-high-tying 14 assists 12/21 vs. NOP ... Tallied 36 points, 13 rebounds and eight assists 12/18 at BKN, good for his 14th double-double this season ... Finished with 24 points, 12 rebounds and 11 assists in 30 minutes 12/15 at CHA, good for his second triple-double of the season ... Had 28 points, a game-high 12 assists and nine rebounds 12/10 vs. MIA, passing Paul Pierce for 10th place on the NBA's all-time list of career games with 10+ points ... Finished with 42 points, five rebounds, six assists and two steals in 40 minutes 12/5 vs. SAS, his third 40+ game as a Laker ... Scored 20 fourth-quarter points and was the first Lakers player to score at least 20 points in a quarter since December 2016 (21, L. Williams, 12/3/16 @ Memphis) ... Recorded 38 points, nine rebounds, seven assists and two steals in win 11/29 vs. IND ... With the scoring output, James recorded his 436th career 30-point game, moving past Karl Malone for third place on the NBA's all-time list of 30-point games ... Tallied 32 points with a season-best 14 rebounds and seven assists 11/21 at CLE, his first game against the Cavaliers as a Lakers player ... Scored a season-high 51 points, including a season-best six 3FG, with eight rebounds, three assists and two steals 11/18 at MIA, the first 50-point performance by a Laker since K. Bryant's final game (60, 4/13/16 vs. UTA) ... With his 12th career 50+ game, passed Allen Iverson for sixth on the NBA's all-time 50-point games list ... Joined Bryant as only players to tally 50+ points in 16th season or later ... Finished with 44 points (13-19 FG), 10 rebounds, nine assists and season-best three blocks 11/14 vs. POR ... With a three-point play at the 3:55 mark of the fourth quarter, passed former Lakers star W. Chamberlain for fifth on the NBA's all-time scoring list ... It was the first time in his career that he has recorded a 44-10-9-3 game, also becoming the first player in Lakers history to match those totals ... It was his first 40-point game as a Laker and the first 40-point performance by a Lakers player since D. Russell (40, 3/19/17 vs. CLE) ... Also recorded 900th career block against the Trail Blazers, joining K. Abdul-Jabbar, D. Nowitzki and K. Malone as the only players to have at least 30,000 points and that many blocks in a career ... Scored a game-high 26 points, including victory-sealing putback dunk with 15.3 seconds remaining, 11/11 vs. ATL ... Became first player in Lakers history to total at least 250 points (268), 75 rebounds (76) and 75 assists (77) in first 10 games of the season, joining O. Robertson and R. Westbrook as the only players to do it more than once in a career ... Finished with 35 points, 11 rebounds and two steals 10/27 @ SAS ... In that contest, moved to sixth on NBA's all-time scoring list to become NBA's active scoring leader ... Recorded first triple-double as a Laker with 28 points, 11 assists and 11 rebounds 10/25 vs. DEN ... Became the first Lakers player since 2014 to tally a 20-point triple-double (K. Bryant, 12/30/14 @ DEN) ... Scored 32 points, eight rebounds and 14 assists 10/22 vs. SAS, his first 30+ performance as a Laker ... Became first Lakers player to match those totals since 2004 (K. Bryant, 12/17/04 vs. WAS) ... In Lakers debut, totaled 26 points, 12 rebounds, six assists and one steal 10/18 at POR, becoming one of nine Lakers to have 25-10-5 in a season-opener ... Earned the Offseason NBA Community Assist Award on 10/25/18 in recognition of his efforts to create the I PROMISE School and provide lasting educational resources for youth and families in his hometown of Akron, OH ... Missed 17 games due to left groin strain (12/27-1/29), three games due to load management (2/2, 3/15, 3/27) and seven games due to sore left groin (3/19, 3/31-4/9)

2017-18: (Cleveland Cavaliers): All-NBA First Team selection... Appeared in a career-high 82 games (82 starts), averaging 27.5 points, a career-high-tying 8.6 rebounds, a career-high 9.1 assists and 1.4 steals in 36.9 minutes ... Shot 54.2 percent from the field (857-1580) ... Became the first player in NBA history to average at least 25.0 points, 8.0 rebounds and 9.0 assists while shooting 54.0 percent or better from the field in a single season ... Averaged at least 25.0 points per game for the 14th straight season, which is an NBA record for most consecutive seasons with at least 25.0 points in league history ... Named NBA All-Star Game MVP after tallying 29 points, 10 rebounds and eight assists ... Was his NBA-record 11th 20-point game in the event ... Was an All-Star starter for an NBA-record 14th consecutive season ... Four-time Eastern Conference Player of the Month ... Four-time Eastern Conference Player of the Week ... Climbed to seventh place on the NBA's all-time scoring list (31,038), seventh place on the NBA's all-time FGM list (11,280), ninth on the NBA's all-time free throws made list (6,862), 11th place on the NBA's all-time assists list (8,208), 16th place on the NBA's all-time steals list (1,865) and 20th place on the NBA's all-time three-pointers made list (1,616) ... Also ranks sixth all-time in career triple doubles (73) ... Ranked first in the NBA in points (2,251), first in minutes (3,026), first in minutes per game (36.9), first in games played (82), first in field goals made (857), second in field goal attempts (1,580), second in assists (747), second in assists per game (9.1), third in points per game (27.5), seventh in defensive rebounds (612), eighth in free throws made (388) and eighth in free throw attempts (531) ... Became the third player in NBA history to have 10 different seasons with at least 2,000 points ... Has an NBA-record eight seasons with at least 2,000 points, 500 rebounds and 500 assists ... Led the Cavaliers in points, scoring average, field goals made and attempted, three-pointers attempted, free throws made and attempted, defensive and total rebounds, assists, steals and blocks; led his team in points and assists for an NBA-record 15th straight season ... Led the team in points 61 times, rebounds 33 times, assists 74 times, steals 35 times and blocks 31 times ... Tallied a career-high 18 triple-doubles ... Recorded a career-high 52 double-doubles ... Scored in double figures in all 82 games, increasing his double-digit scoring streak to an NBA-record 873 regular season games ... Scored 20+ points in 68 games, 32 games with 30+ and four 40-point games ... Now has 945 career 20-point games, third-most all-time ... Also moved into fifth all-time in career 30-point games (430) ... Had 44 points, 11 rebounds, 11 assists, two steals and one block on 4/6 at PHI for 73rd career triple-double, becoming the youngest player in NBA history to reach 31,000 points (33 years, 97 days) ... Notched 35 points, seven rebounds, 17 assists and one steal on 3/21 vs. TOR, becoming the first player in NBA history to record at least 35 points, 15+ assists and zero turnovers in any game (including playoffs) since the NBA started recording turnovers in 1977-78 ... Recorded 71st career triple-double with 40 points, 12 rebounds, 10 assists, two steals and one block on 3/19 vs. MIL, the 51st time in his career that he led or tied for the game high on both teams in points, rebounds and assists, passing Wilt Chamberlain (50) for the most such games in NBA history ... Registered 64th career triple-double with 37 points, 10 rebounds, 15 assists, one steal and one block on 2/7 vs. MIN, becoming Cleveland's all-time leader in total rebounds and only the third player in NBA history to currently lead a franchise in points, rebounds and assists ... Scored 28 points with nine rebounds, seven assists and one block on 1/23 at SAS, becoming the youngest player in NBA history to reach 30,000 points (33 years, 24 days) ... Finished with 25 points (11-13 FG), seven rebounds, 17 assists and two steals on 12/12 vs. ATL, becoming the second player in NBA history to compile at least 25 points and 17 assists in a game with a field goal percentage of 84.0 percent or better ... Scored a season-high and franchise-record 57 points (23-34 FG) with 11 rebounds, seven assists, three steals and two blocks on 11/3 at WAS, becoming the youngest player in NBA history to reach 29,000 points (32 years, 308 days) ... Recorded 56th career triple-double with 29 points, 10 rebounds, 13 assists and four blocks on 10/25 at BKN, becoming the Cavaliers' all-time leader in games played ...

Playoffs: Became the sixth player in NBA history to play in eight consecutive NBA Finals ... Appeared in 22 games (22 starts), averaging 34.0 points, 9.1 rebounds, 9.0 assists, 1.4 steals and 1.0 blocks in 41.9 minutes ... Shot 53.9 percent from the field (275-510) ... Tallied four triple-doubles ... Recorded 15 double-doubles ... Scored in double figures in all 22 games, including 21 games with 20+ points, 12 games with 30+, eight games with 40+ and one 50-point game ... Tallied 33 points, 10 rebounds, 11 assists, two steals and two blocks on 6/6 vs. GSW, his NBA-record 10th triple-double in the NBA Finals ... Also became the all-time leader in 30-point games in the playoffs (110) with the performance ... Scored a postseason career-high and franchise playoff record 51 points (19-32 FG) with eight rebounds, eight assists, one steal and one block on 5/31 at GSW, becoming the sixth player in NBA history to score at least 50 points in a Finals game and the first player to post a stat line of at least 51 points, eight rebounds and eight assists in a Finals game ... It was his seventh game with 40+ points in the NBA Finals, second-most in Finals history ... It was also his eighth game with 40+ points in the 2018 Playoffs, tied for the most 40-point games in a single season in league history (Jerry West, 1965) ... Tallied 35 points, 15 rebounds, nine assists and two blocks on 5/27 at BOS, becoming the third player in league history to post at least 35 points, 15 rebounds and nine assists in a game ... Recorded 42 points, 10 rebounds, 12 assists and one block on 5/15 at BOS, his NBA-record third career playoff 40-point triple-double ... Finished with 43 points, eight rebounds, 14 assists and one steal on 5/3 at TOR, becoming the first player in NBA history to tally 40+ points and 14+ assists in a playoff game ... In the first round against Indiana, he averaged 34.4 points, 10.0 rebounds, 7.7 assists, 1.4 steals and 1.0 blocks in 41.2 minutes, the fifth playoff series that he has averaged at least 30.0 points, 10.0 rebounds and 7.0 assists per game; no other player in NBA history has done that more than once

2016-17: (Cleveland Cavaliers): All-NBA First Team selection ... NBA All-Star starter ... Walter Kennedy Citizenship Award winner ... Appeared in 74 games (74 starts), averaging 26.4 points, a career-high 8.6 rebounds, 8.7 assists and 1.2 steals in 37.8 minutes ... Shot 54.8 percent from the field (736-1344) ... Became the first player in NBA history to average at least 25.0 points, 8.0 rebounds and 8.0 assists while shooting at least 54.0 percent from the field in a single season ... Two-time Eastern Conference Player of the Month ... Four-time Eastern Conference Player of the Week ... Ranked first in the NBA in minutes per game (37.8), fourth in field goals made (736), fifth in assists (646), sixth in assists per game (8.7), eighth in points per game (26.4), ninth in points (1,954) and 10th in field goal percentage (.548) ... Led the team in points, scoring average, field goals made, free throws made and attempted, defensive rebounds, assists and steals ... Led the team in points 41 times, rebounds 21 times, assists 58 times, steals 24 times and blocks 19 times ... Tallied 13 triple-doubles ... Recorded 42 double-doubles ... Scored in double figures in all 74 games, including 61 games with 20+ points, 23 games with 30+ and two 40-point games ... Had 32 points, five rebounds and 10 assists on 2/4 at NYK, becoming the youngest player in NBA history to reach 28,000 points (32 years, 36 days) ... Scored a season-high 44 points (17-24 FG) with nine rebounds, 10 assists and three steals on 12/10 vs. CHO, becoming the first NBA player with 44 points, nine rebounds, 10 assists and a .700 FG percentage in a game since 1968 (Wilt Chamberlain) ... Scored 27 points with 10 rebounds and five assists on 11/11 at WAS, becoming the youngest player in NBA history to reach 27,000 points (31 years, 317 days) ... Missed one game due to illness (2/25), two games due to a right calf strain (4/10-4/12) and five games due to rest (11/16, 12/14, 12/26, 3/4, 3/8) ...

Playoffs: Appeared in 18 games (18 starts), averaging 32.8 points, 9.1 rebounds, 7.8 assists, 1.9 steals and 1.3 blocks in 41.3 minutes ... Shot 56.5 percent from the field (217-384) and 41.1 percent from three-point range (44-107) ... Secured three triple-doubles ... Tallied 10 double-doubles ... Scored in double figures in all 18 games, including 17 games with 20+ points, 14 games with 30+ and two 40-point games ... Scored at least 25 points and shot better than 50.0 percent from the field in each of the first 10 games of the 2017 postseason, tying Kareem Abdul-Jabbar for the longest NBA postseason streak of 25 or more points and .500 shooting ... In the NBA Finals, averaged 33.6 points, 12.0 rebounds, 10.0 assists, 1.4 steals and 1.0 blocks, becoming the first player in NBA history to average a triple-double in the Finals ... Tallied 31 points, 10 rebounds, 11 assists and one steal on 6/9 vs. GSW to become the all-time leader in Finals triple-doubles (nine) ... Finished with 35 points (13-18 FG), eight rebounds, eight assists, three steals and one block on 5/25 at BOS, becoming the NBA's all-time leading scorer in playoff history ... Became the first player in NBA history to score 35 or more points in every game of a four-game sweep versus Toronto in the Semifinals ... Became the first player in league history to average at least 32.0 points (32.8), 9.0 rebounds (9.8), 9.0 assists (9.8), 3.0 steals (3.0) and 2.0 blocks (2.0) in a single playoff series ... Tallied 25 points, 10 rebounds, seven assists, four steals and four blocks on 4/17 vs. IND, becoming the first player to post that stat line in a playoff game since steals and blocks were first tracked in 1973-74

2015-16: (Cleveland Cavaliers): NBA Champion ... All-NBA First Team selection ... NBA All-Star starter, becoming the all-time leading scorer in All-Star Game history ... Appeared in 76 games (76 starts), averaging 25.3 points, 7.4 rebounds, 6.8 assists and 1.4 steals in 35.6 minutes ... Shot 52.0 percent from the field (737-1416) ... Averaged at least 25.0 points per game for the 12th straight season, setting an NBA record for most consecutive seasons with at least 25.0 points in league history (min. 30 games) ... Only player in the NBA to shoot at least 50.0 percent from the field with averages of at least 25.0 points, 7.0 rebounds and 6.0 assists ... Three-time Eastern Conference Player of the Month ... Five-time Eastern Conference Player of the Week ... Ranked second in the NBA in field goals made (737), fourth in points (1,920), fifth in points per game (25.3), ninth in assists (514) and ninth in assists per game (6.8) ... Led the team in points, scoring average, field goals made and attempted, free throws made and attempted, assists and steals ... Led the team in points 53 times, rebounds 12 times, assists 50 times, steals 35 times and blocks 18 times ... Tallied three triple-doubles ... Recorded 28 double-doubles ... Scored in double figures in all 76 games, including 63 games with 20+ points and 18 games with 30+ ... Notched 20 points, nine rebounds, eight assists and one steal on 1/29 at DET, becoming the youngest player in NBA history to reach 26,000 points (31 years, 30 days) ... Scored a season-high-tying 37 points (15-22 FG) with seven rebounds, nine assists and two steals on 1/10 at PHI ... Scored a season-high-tying 37 points with seven rebounds, eight assists, one steal and one block on 12/4 at NOP ... Scored a season-high 37 points with 12 rebounds, five assists, one steal and a season-high three blocks on 11/14 at MIL ... Missed one game due to maintenance (12/5) and five games due to rest (2/28, 3/16, 3/29, 4/6, 4/13) ... **Playoffs:** Named NBA Finals MVP ... Became the fifth player to win three Finals MVPs, the second player to win Finals MVP with multiple teams and the fourth player to win three Finals MVPs and four regular season MVPs ... Appeared in 21 games (21 starts), averaging 26.3 points, 9.5 rebounds, 7.6 assists, 2.3 steals and 1.3 blocks in 39.1 minutes ... Shot 52.5 percent from the field (219-417) ... Notched two triple-doubles ... Tallied 13 double-doubles ... Scored in double figures in all 21 games, including 20 games of 20+ points, four games with 30+ and two 40-point games ... Averaged 29.7 points, 11.3 rebounds, 8.9 assists, 2.6 steals and 2.3 blocks in the NBA Finals, becoming the first player in NBA history to lead all players in all five categories for an entire playoff series ... His 29.7 points per game averaging in the Finals was the highest by a player on the winning team in any seven-game Finals series in NBA history ... Tallied 27 points, 11 rebounds, 11 assists, two steals and three blocks on 6/19 at GSW, leading the Cavaliers to their first NBA Championship and becoming the third player to have a triple-double in Game 7 of the NBA Finals ... Recorded 41 points, eight rebounds, 11 assists, four steals and three blocks on 6/16 vs. GSW, becoming the fifth player with at least 40 points in consecutive NBA Finals games ... Scored 41 points with 16 rebounds, seven assists, three steals and three blocks on 6/13 at GSW, becoming just the fourth player in NBA history to score at least 40 points, grab 15 rebounds and dish out at least five assists in a Finals game

2014-15: (Cleveland Cavaliers): All-NBA First Team selection ... NBA All-Star starter ... Appeared in 69 games (69 starts), averaging 25.3 points, 6.0 rebounds, 7.4 assists and 1.6 steals in 36.1 minutes ... Shot 48.8 percent from the field (624-1279), the only player in the NBA to shoot at least 48.0 percent from the field with averages of at least 25.0 points, 6.0 rebounds and 7.0 assists ... Two-time Eastern Conference Player of the Month ... Three-time Eastern Conference Player of the Week ... Ranked third in the NBA in points per game (25.3), fourth in points (1,743), fourth in free throw attempts (528), fifth in free throws made (375), fifth in minutes per game (36.1), seventh in field goals made (624) and seventh in assists per game (7.4) ... Led the team in points, scoring average, field goals made and attempted, free throws made and attempted and assists ... Led the team in points 37 times, rebounds nine times, assists 49 times, steals 28 times and blocks 18 times ... Tallied two triple-doubles ... Notched 22 double-doubles ... Scored in double figures in all 69 games, including 52 games with 20+ points, 18 games with 30+ and three 40-point games ... Notched 27 points, seven rebounds, eight assists, one steal and one block on 3/10 at DAL, becoming Cleveland's all-time leader in assists ... Scored a season-high 42 points (15-25 FG) with 11 rebounds, five assists, three steals and one block on 2/26 vs. GSW ... Registered 32 points, 11 rebounds, seven assists and three steals on 1/16 at LAC, becoming the youngest player in NBA history to reach 24,000 points (30 years and 17 days) ... Had 41 points (17-24 FG), five rebounds, five assists and one block on 12/12 at NOP, becoming the Cavaliers' all-time leader in three-point field goals made ... Missed one game due to left knee soreness (12/11), eight games due to left knee/lower back strains (12/30-1/11), one game with a right wrist sprain (1/28) and three games due to rest (2/27, 4/12, 4/15) ... **Playoffs:** Appeared in 20 games (20 starts), averaging 30.1 points, 11.3 rebounds, 8.5 assists, 1.7 steals and 1.1 blocks in 42.2 minutes, becoming the first player since Oscar Robertson to produce 30.0 points, 11.0 rebounds and 8.0 assists in a single postseason ... Tallied three triple-doubles ... Recorded 14 double-doubles ... Scored in double figures in all 20 games, including 18 games with 20+ points, 12 games with 30+ and three 40-point games ... Finished with 39 points, 16 rebounds, 11 assists, one steal and one block on 6/7 at GSW, becoming the first player in NBA playoff history to reach those totals ... Tallied 37 points, 18 rebounds, 13 assists and three steals on 5/24 vs. ATL, becoming the first player in NBA postseason history to put together a stat line of at least 37 points, 18 rebounds and 13 assists ... Finished with 38 points, 12 rebounds, six assists, three steals and three blocks on 5/12 vs. CHI, becoming the only player in NBA postseason history to record that stat line while also having zero turnovers

2013-14: (Miami HEAT): All-NBA First Team selection ... NBA All-Defensive Second Team selection ... NBA All-Star starter ... Appeared in 77 games (77 starts), averaging 27.1 points, 6.9 rebounds, 6.3 assists and 1.6 steals in 37.7 minutes, the only player in the league to average at least 20 points, six rebounds and six assists ... Shot a career-high 56.7 percent from the field (767-1353) and 37.9 percent from three-point range (116-306) ... Became the first player in NBA history to hit at least 100 three-pointers in consecutive seasons while also shooting at least 55.0 percent from the floor each season ... Two-time Eastern Conference Player of the Month ... Two-time Eastern Conference Player of the Week ... Ranked second in the NBA in field goals made (767), third in points (2,089), third in points per game (27.1), fourth in field goal percentage (.567), sixth in minutes per game (37.7), seventh in free throws made (439) and 10th in assists per game (6.3) ... Led the team in points, scoring average, minutes played, field goals made and attempted, field goal percentage, free throws made and attempted, defensive and total rebounds, assists and steals ... Led the team in points 55 times, rebounds 33 times, assists 49 times and steals 29 times ... Tallied one triple-double ... Notched 12 double-doubles ... Scored in double figures in all 77 games, including 61 games with 20+ points, 31 games with 30+, three games with 40+, and one 60-point game ... Registered 34 points, eight rebounds, five assists, four steals and one block on 4/4 vs. MIN, becoming the youngest player in NBA history to score 23,000 points ... Scored a career-high and Miami franchise-record 61 points (22-33 FG, 8-10 3FG) with seven rebounds and four assists on 3/3 vs. CHA ... Missed one game with a strained right groin (12/28), one game with a broken nose (2/23), one game with back spasms (3/19) and two games due to rest (4/14-4/16) ... **Playoffs:** Appeared in 20 games (20 starts), averaging 27.4 points, 7.1 rebounds, 4.8 assists and 1.8 steals in 38.2 minutes, becoming the first player in NBA postseason history to average at least 27.0 points, 7.0 rebounds and 4.0 assists while shooting 50.0 percent from the field and 40.0 percent from the three-point line ... Shot 56.5 percent from the field (192-340) and 40.7 percent from three-point range (35-86) ... Tallied five double-doubles ... Scored 20+ points in 19 games, including seven games with 30+ and one 40-point game ... Recorded 31 points, 10 rebounds and five assists on 6/15 at SAS ... Notched 35 points, 10 rebounds, three assists and two steals on 6/8 at SAS

2012-13: (Miami HEAT): NBA Champion ... Won his second consecutive NBA MVP award, his fourth overall ... All-NBA First Team selection ... NBA All-Defensive First Team selection ... NBA All-Star starter ... Appeared in 76 games (76 starts), averaging 26.8 points, 8.0 rebounds, 7.3 assists and 1.7 steals in 37.9 minutes ... Shot 56.5 percent from the field (765-1354) and a career-high 40.6 percent from three-point range (103-254) ... Became the first player in NBA history to hit at least 100 three-pointers in a season while shooting at least 55 percent from the floor ... Five-time Eastern Conference Player of the Month, winning the award each of the first five months of the season, becoming the first player to capture the award five consecutive months in the same season ... Six-time Eastern Conference Player of the Week ... Ranked first in the NBA in field goals made (765), ranked third in points (1), fourth in points per game (26.8), fifth in field goal percentage (.565), sixth in free throws made (403), sixth in free throws attempted (535), seventh in field goals attempted (1,354) and eighth in minutes (2,877) ... Led the team in points, scoring average, minutes played, field goals made and attempted, field goal percentage, free throws made and attempted, defensive and total rebounds, assists and steals ... Led the team in points 54 times, rebounds 44 times, assists 55 times and blocks 19 times ... Notched four triple-doubles ... Tallied 36 double-doubles ... Scored in double figures in all 76 games, including 71 games of 20+ points, 26 games of 30+ and one 40-point game ... Scored a season-high 40 points with eight rebounds, a season-high 16 assists, two steals and one block on 2/26 vs. SAC ... Missed four games with a strained right hamstring (3/31-4/5, 4/10), one game with a sore right hamstring (4/15) and one game for personal reasons (4/17) ... **Playoffs:** Named NBA Finals MVP ... Appeared in 23 games (23 starts), averaging 25.9 points, 8.4 rebounds, 6.6 assists and 1.8 steals and 41.7 minutes ... Notched three triple-doubles ... Tallied seven double-doubles ... Scored in double figures in all 23 games, including 18 games with 20+ points and eight games with 30+ ... Posted 37 points, 12 rebounds, four assists and two steals on 6/20 vs. SAS to help Miami win their second consecutive NBA Championship

2011-12: (Miami HEAT): NBA Champion ... Won his third NBA MVP ... All-NBA First Team selection ... NBA All-Defensive First Team selection ... NBA All-Star starter ... Appeared in 62 games (62 starts), averaging 27.1 points, 7.9 rebounds, 6.2 assists and 1.9 steals in 37.5 minutes ... Shot 53.1 percent from the field (621-1169) and 36.2 percent from three-point range (54-149) ... Two-time Eastern Conference Player of the Month ... Six-time Eastern Conference Player of the Week ... Ranked second in the NBA in points (1,683), second in field goals made (621), third in points per game (27.1), third in steals (115), fourth in field goals attempted (1,169) and sixth in minutes per game (37.5) ... Led the team in minutes played, points, scoring average, field goals made and attempted, field goal percentage, free throws made and attempted, defensive and total rebounds, assists and steals ... Led the team in points 43 times, rebounds 23 times, assists 42 times, steals 26 times and blocks 10 times ... Tallied 23 double-doubles ... Scored in double figures in all 62 games, including 50 games with 20+ points, 24 games with 30+ and two 40-point games ... Scored a season-high 41 points with six rebounds, four assists, three steals and one block on 4/3 vs. PHI ... Missed one game with a sprained left ankle (1/5) and three games due to rest (4/21, 4/24-4/26) ... **Playoffs:** Unanimously named NBA Finals MVP ... Appeared in 23 games (23 starts), averaging 30.3 points, 9.7 rebounds, 5.6 assists and 1.9 steals in 42.7 minutes en route to his first NBA Championship ... Notched one triple-double ... Tallied 11 double-doubles ... Scored in double figures in all 23 games, including 22 games with 20+ points, 13 games with 30+ and two 40-point games ... Tallied 26 points, 11 rebounds, 13 assists, one steal and two blocks on 6/21 vs. OKC, leading Miami to the 2012 NBA Championship

2010-11: (Miami HEAT): All-NBA First Team selection ... NBA All-Defensive First Team selection ... NBA All-Star starter, recording only the second triple-double in All-Star Game history with 29 points, 12 rebounds and 10 assists ... Appeared in 79 games (79 starts), averaging 26.7 points, 7.5 rebounds, 7.0 assists and 1.6 steals in 38.8 minutes ... Shot 51.0 percent from the field (758-1485) ... Three-time Eastern Conference Player of the Month ... Five-time Eastern Conference Player of the Week ... Ranked first in the NBA in field goals made (758), second in points (2,111), second in points per game (26.7), fifth in free throws attempted (663), sixth in free throws made (503), sixth in field goal attempts (1,485), sixth in minutes per game (38.8) and 10th in steals per game (1.6) ... Led the team in minutes, points, field goals made and attempted, free throws made and attempted, defensive rebounds, assists and steals ... Led the team in points 39 times, rebounds 21 times, assists 59 times, steals 40 times and blocks 16 times ... Notched a league-leading four triple-doubles ... Tallied 31 double-doubles ... Scored in double figures in all 79 games, including 67 games with 20+ points, 25 games with 30+, four games with 40+ and one 50-point game ... Scored a season-high 51 points with 11 rebounds, eight assists, one steal and one block on 2/3 at ORL ... Finished with 38 points, five rebounds, eight assists, one steal and one block on 12/2 at CLE, his first game against the Cavaliers ... Tallied 20 points, 11 rebounds, a season-high 14 assists, one steal and a season-high three blocks on 11/9 vs. UTA for 29th career triple-double ... In Miami debut, tallied 31 points, four rebounds, three assists, one steal and two blocks on 10/26 at BOS ... Missed two games with a sprained left ankle (1/13-1/15) and one game due to rest (4/13) ... **Playoffs:** Appeared in 21 games (21 starts), averaging 23.7 points, 8.4 rebounds, 5.9 assists, 1.7 steals and 1.2 blocks in 43.9 minutes ... Notched one triple-double ... Tallied eight double-doubles ... Scored in double figures 20 times, including 15 games with 20+ points and five games with 30+ ... Finished with 17 points, 10 rebounds, 10 assists and one block on 6/9 at DAL, the first triple-double in Heat postseason history

2009-10: (Cleveland Cavaliers): Won his second consecutive NBA MVP award ... All-NBA First Team selection ... NBA All-Defensive First Team selection ... NBA All-Star starter ... Appeared in 76 games (76 starts), averaging 29.7 points, 7.3 rebounds, 8.6 assists, 1.6 steals and 1.0 blocks in 39.0 minutes ... Shot 50.3 percent from the field (768-1528) ... Four-time Eastern Conference Player of the Month ... Six-time Eastern Conference Player of the Week ... Ranked second in the NBA in points (2,258), second in points per game (29.7), sixth in assists per game (8.6) and ninth in steals per game (1.6) ... Led the team in scoring average, points, field goals made and attempted, three-point field goals attempted, free throws made and attempted, defensive rebounds, assists, steals, blocks and minutes ... Led the team in points 68 times, rebounds 23 times, assists 65 times, steals 29 times and blocks 26 times ... Had a league-high 15 games where he led his team in scoring, rebounds and assists ... Notched a league-high four triple doubles ... Tallied 31 double-doubles ... Scored in double figures in all 76 games, including 69 games with 20+ points, 38 games with 30+ and nine games with 40+ ... Had 40 points, 13 rebounds, six assists, three steals and two blocks on 3/5 vs. DET, becoming the Cavaliers' all-time leader in minutes played ... Scored a season-high 48 points, with 10 rebounds, six assists, two steals and two blocks on 12/30 vs. ATL ... Missed six games due to rest (3/6-3/8, 4/8-4/14) ... **Playoffs:** Appeared in 11 games (11 starts), averaging 29.1 points, 9.3 rebounds, 7.6 assists, 1.7 steals and 1.8 blocks in 41.8 minutes ... Notched two triple-doubles ... Tallied four double-doubles ... Scored 40 points with eight rebounds, eight assists, one steal and two blocks on 4/19 vs. CHI

2008-09: (Cleveland Cavaliers): Won his first NBA MVP award ... All-NBA First Team selection ... NBA All-Defensive First Team selection ... NBA All-Star starter ... Appeared in 81 games (81 starts), averaging 28.4 points, 7.6 rebounds, 7.2 assists, 1.7 steals and a career-high-tying 1.1 blocks in 37.7 minutes ... Four-time Eastern Conference Player of the Month ... Named Eastern Conference Player of the Week an NBA single-season record seven times ... Ranked first in the NBA in free throws made (594), second in points per game (28.4), second in points (2,304), third in field goals made (789), sixth in steals (137), seventh in steals per game (1.7), eighth in assists (587) and ninth in assists per game (7.2) ... Led the team in points, rebounds, assists, steals, blocks, minutes, scoring average, field goals made and attempted, free throws made and attempted, defensive rebounds, games and starts ... Became the fourth player since steals and blocks became official stats in 1973-74 to lead his team in scoring, rebounds, assists, steals and blocks in the same season ... Led the team in points 64 times, rebounds 26 times, assists 61 times, steals 41 times and blocks 29 times ... Notched a league-leading seven triple-doubles ... Tallied 29 double-doubles ... Scored in double figures in all 81 games, including 72 games with 20+ points, 34 games with 30+, nine games with 40+ and three 50-point games ... Missed one game due to rest (4/15) ... **Playoffs:** Appeared in 14 games (14 starts), averaging 35.3 points, 9. Rebounds, 7.3 assists and 1.6 steals in 41.4 minutes ... Tallied one triple-double ... Notched seven double-doubles ... Scored 25+ points in all 14 games, including nine games with 30+ and four games with 40+ ... Finished with 49 points (20-30 FG), six rebounds, eight assists, two steals and three blocks on 5/20 vs. ORL

2007-08: (Cleveland Cavaliers): All-NBA First Team selection ... NBA All-Star starter and was named MVP after totaling 27 points, eight rebounds, nine assists, two steals and two blocks ... Appeared in 75 games (74 starts), averaging 30.0 points, 7.9 rebounds, 7.2 assists, 1.8 steals and a career-high 1.1 blocks in 40.4 minutes ... Two-time Eastern Conference Player of the Month and three-time Eastern Conference Player of the Week ... Ranked first in the NBA in points per game (30.0), first in field goals made (794), second in points (2250), sixth in steals (138), eighth in assists per game (7.2), 10th in assists (539) and 10th in steals per game (1.8) ... Led the team in points, scoring average, field goals made and attempted, field goal percentage, three-point field goals attempted, free throws made and attempted, defensive rebounds, assists, steals, minutes and starts ... Led the team in points 66 times, rebounds 16 times, assists 64 times, steals 40 times and blocks 25 times ... Tallied seven triple-doubles ... Notched 31 double-doubles ... Scored in double figures in all 75 games, including 69 games with 20+ points, 39 games with 30+, seven games with 40+ and two 50-point games ... Became the Cavaliers' all-time leading scorer with 29 points, 12 rebounds, five assists and one steal on 3/21 vs. TOR ... Scored a season-high 51 points (18-28 FG) with eight rebounds, nine assists, three steals and one block on 1/15 at MEM ... Tallied 31 points, a career-high 19 rebounds, eight assists, four steals and three blocks on 1/11 vs. CHA ... Missed five games with a sprained left index finger (1/30-12/8), one game with a sprained right ankle (1/31) and one game due to rest (4/16) ... **Playoffs:** Appeared in 13 games (13 starts), averaging 28.2 points, 7.8 rebounds, 7.6 assists, 1.8 steals and 1.3 blocks in 42.5 minutes ... Tallied one triple-double ... Posted six double-doubles ... Scored in double figures in all 13 games, including 12 games with 20+ points, seven games with 30+ and one 40-point game ... Scored 45 points with five rebounds, six assists and two steals on 5/18 at BOS; his 45 points were the fourth-highest individual point total scored in a Game 7 in NBA playoff history

2006-07: (Cleveland Cavaliers): All-NBA Second Team selection ... NBA All-Star starter ... Appeared in 78 games (78 starts), averaging 27.3 points, 6.7 rebounds, 6.0 assists and 1.6 steals in 40.9 minutes ... Eastern Conference Player of the Month in March ... Two-time Eastern Conference Player of the Week ... Ranked second in the NBA in points (2,132), second in field goals made (772), third in minutes per game (40.9), fourth in points per game (27.3) and fifth in free throws made (489) ... Led the team in points, scoring average, field goals made and attempted, three-point field goals made and attempted, free throws made and attempted, defensive rebounds, assists, steals and minutes ... Led the team in points 65 times, rebounds 10 times, assists 51 times, steals 36 times and blocks 23 times ... Tallied one triple-double ... Notched 16 double-doubles ... Scored in double figures 77 times, including 64 games with 20+ points, 33 games with 30+ and one 40-point game ... Scored a season-high 41 points with seven rebounds, eight assists, three steals and one block on 3/7 at DET ... Missed two games with a sprained right big toe (1/26-1/30), one game with back spasms (3/13) and one game with right knee tendinitis (4/1) ... **Playoffs:** Appeared in 20 games (20 starts), averaging 25.1 points, 8.1 rebounds, 8.0 assists and 1.7 steals in 44.7 minutes ... Tallied eight double-doubles ... Scored in double figures in all 20 games, including 16 games with 20+ points, six games with 30+ and one 40-point game ... In first career NBA Finals, averaged 22.0 points, 7.0 rebounds, 6.8 assists and 1.0 steals in 42.5 minutes ... Scored 48 points with nine rebounds seven assists and two steals on 5/31 at DET; scored 29 of Cleveland's final 30 points, including each of their last 25 points overall

2005-06: (Cleveland Cavaliers): All-NBA First Team selection ... NBA All-Star starter and was named MVP after totaling 29 points, six rebounds, two assist and two steals ... Appeared in 79 games (79 starts), averaging a career-high 31.4 points, 7.0 rebounds, 6.6 assists and 1.6 steals in 42.5 minutes ... Two-time Eastern Conference Player of the Month and five-time Eastern Conference Player of the Week; became the first player in NBA history to win Player of the Week honors in three straight weeks ... Ranked second in the NBA in points (2478), second in minutes per game (42.5), second in field goals made (875), third in points per game (31.4) and sixth in free throws made (601) ... Led the team in minutes, points, field goals made and attempted, free throws made and attempted, defensive rebounds, assists and steals ... Led the team in points 72 times, rebounds 18 times, assists 59 times, steals 35 times and blocks 23 times ... Notched five triple-doubles ... Tallied 21 double-doubles ... Scored in double figures in all 79 games, including 70 games with 20+ points, 49 games with 30+, 10 games with 40+ and 50+ twice ... Scored a season-high 52 points along with seven rebounds, seven assists and two steals on 12/10 at MIL ... Missed one game with a sprained left ankle (4/13) and two games due to rest (4/17-4/19) ... **Playoffs:** Appeared in 13 games (13 starts), averaging 30.8 points, 8.1 rebounds, 5.8 assists and 1.4 steals in 46.5 minutes ... Tallied two triple-doubles ... Notched four double-doubles ... Scored 20+ points in all 13 games, including eight games of 30+ and two games of 40+ ... Posted 21 points, 10 rebounds, 10 assists, four steals and one block on 5/13 vs. DET ... Tallied 30 points, 14 rebounds and seven assists on 5/9 at DET ... Averaged 35.7 points in his debut series, the third highest in NBA history for a player in his debut series, trailing only Wilt Chamberlain and Kareem Abdul-Jabbar ... Scored 45 points with seven rebounds, six assists and two steals on 5/3 vs. WAS ... Finished with 41 points, five rebounds, three assists and two blocks on 4/28 at WAS, becoming the first player in NBA history to score over 40 points in his first road playoff game ... In NBA playoff debut, recorded 32 points, 11 rebounds and 11 assists on 4/22 vs. WAS, becoming only the third player in NBA history to record a triple-double in his postseason debut (Johnny McCarthy and Magic Johnson)

LEBRON JAMES

2004-05: (Cleveland Cavaliers): All-NBA Second Team selection, becoming the youngest player in league history to earn All-NBA honors ... NBA All-Star starter ... Appeared in 80 games (80 starts), averaging 27.2 points, 7.4 rebounds, 7.2 assists and a career-high 2.2 steals in 42.4 minutes ... Received NBA Eastern Conference Player of the Month honors twice and was named Eastern Conference Player of the Week three times ... Led the NBA in field goals made (795), minutes (3388) and minutes per game (42.4) ... Ranked second in the NBA in points (2,175), second in steals (177), third in points per game (27.2), third in steals per game (2.2), fifth in assists (577) and sixth in assists per game (7.2) ... Led the team in minutes, points, field goals made and attempted, three-point field goals made and attempted, free throws made and attempted, assists and steals ... Led the team in points 64 times, rebounds 16 times, assists 57 times, steals 46 times and blocks 12 times ... Notched four triple-doubles ... Tallied 25 double-doubles ... Scored in double figures 79 times, including 68 games with 20+ points, 27 games with 30+, five games with 40+ and one 50-point game ... Scored a season-high 56 points with 10 rebounds, five assists and two steals on 3/20 at TOR ... Finished with 27 points, nine rebounds, a season-high 15 assists, three steals and two blocks on 1/26 vs. MEM ... Tallied first career triple-double with 27 points, 11 rebounds, 10 assists and four steals on 1/19 at POR ... Missed two games with a sprained left ankle (1/28-1/30)

2003-04: (Cleveland Cavaliers): Named NBA Rookie of the Year, becoming the youngest player to receive the award ... Unanimous selection to the All-Rookie First Team ... Eastern Conference Rookie of the Month all six months of the season ... Appeared in 79 games (79 starts), averaging 20.9 points, 5.5 rebounds, 5.9 assists and 1.6 steals in 39.5 minutes ... Led all rookies in steals (130) and minutes (3122) and ranked second in points per game (20.9), sixth in rebounds per game (5.5), fifth in blocks per game (0.7) and tenth in field goal percentage (.417) ... Led the team in points 39 times, rebounds six times, assists 41 times, steals 37 times and blocks seven times ... Led the team in minutes, points, field goals made and attempted, three-point field goals made and attempted, free throws made and attempted, assists and steals ... Tallied 12 double-doubles ... Scored in double figures 73 times, including 40 games of 20+ points, 13 games of 30+ and one 40-point game ... Scored a season-high 41 points with six rebounds, a season-high 13 assists and three steals on 3/27 vs. NJN ... Posted 33 points, a season-high 16 rebounds, seven assists, one steal and one block on 11/29 vs. MEM ... Registered first career double-double with 21 points, 12 rebounds, eight assists and one steal on 10/30 at PHX ... In NBA debut, recorded 25 points, six rebounds, nine assists and four steals on 10/29 at SAC ... Missed three games with a sprained right ankle (1/20-1/24)

PERSONAL: Full name is LeBron Raymone James ... Son of Gloria James ... Married his high school sweetheart Savannah Brinson on Sept. 14, 2013 ... Has two sons (LeBron James Jr. and Bryce Maximus James) and one daughter (Zhuri Nova James) ... Launched the LeBron James Family Foundation in 2004 with a mission to positively affect the lives of children and young adults through education and co-curricular educational initiatives ... Became first three-time Sports Illustrated Sportsperson of the Year and was named TIME's Athlete of the Year in 2020, after launching the nonprofit More Than A Vote, which was aimed at getting more people to the voting polls ... Received the NAACP Jackie Robinson Sports Award in January 2017, which is presented to individuals in sports for their high achievement in athletics and contributions in the pursuit of social justice, civil rights and community involvement ... Is very active in Hollywood and has executive produced shows or sitcoms on networks such as HBO, Starz, CNBC and NBC ... In 2015, he played himself in the Judd Apatow film Trainwreck ... His production company, SpringHill Entertainment, was named after the public housing complex where James grew up in Akron, Ohio ... James' digital video company, Uninterrupted, is hosted on Bleacher Report and is used by several other athletes ... Elected as vice president of the National Basketball Players Association on Feb. 13, 2015 ... In July 2018, in partnership with the Akron Public Schools, opened the I Promise School, a public elementary school in his hometown of Akron, Ohio, that is aimed at providing a quality education and other resources to at-risk children ... In 2011, the LeBron James Family Foundation launched its pillar program, "Wheels for Education", with its mission to improve graduation rates in Akron, this groundbreaking initiative targets third graders and provides them with the programs, support and mentors they need for success in school ... Through his Foundation, he also delivered on his promise to his high school alma mater, St. Vincent-St. Mary, to rebuild the gymnasium and outfit all student-athletes with brand new Nike uniforms ... In 2012, he pledged \$1 million to renovate his old stomping grounds at St. Vincent-St. Mary High School as the completion of The LeBron James Arena had its ceremonial grand opening on December 14, 2013 ... He and his Foundation also work regularly with the Boys and Girls Clubs of America, renovating a local Boys and Girls Club in every All-Star host city each year, an initiative that began in 2008 in New Orleans and continues today ... In September 2008, More Than a Game, executive produced by LeBron James and Maverick Carter, debuted at the Toronto Film Festival, finishing up as runner-up to the eventual Academy Award winner Slumdog Millionaire ... Released in October 2009, the film chronicles LeBron and his teammates at St. Vincent-St. Mary High School and their seven-year journey which culminated with a national high school championship ... Co-authored the book Shooting Stars with Buzz Bissinger which was released in 2009 and chronicled the St. Vincent-St. Mary High School team that overcame adversity to fulfill their dream ... Hosted Saturday Night Live on Sept. 29, 2007 and co-hosted the 15th Annual ESPY Awards on July 11, 2007 ... Grew up idolizing Michael Jordan and the Chicago Bulls and is a fan of the New York Yankees and the Dallas Cowboys ... Wore No. 23 in high school and the first seven years of his NBA career as a tribute to Jordan ... Led St. Vincent-St. Mary High School to three state championships and was named the consensus 2003 National High School Player of the Year ... Was named PARADE magazine's High School Boys Player of the Year as both a junior and senior to become the first repeat winner ... Won Ohio's Mr. Basketball Award his final three seasons, becoming the first sophomore to earn the honor ... Also played football in high school through his junior year before giving it up to concentrate on basketball ... Was named First Team All-State as a wide receiver his sophomore year ... Wears size 16 sneakers



DAMIAN JONES

Height: 6'11

Weight: 245

Born: 6/30/95 (Baton Rouge, LA)

High School: Scotlandville Magnet (Baton Rouge, LA)

College: Vanderbilt

Experience: 6 years pro

30

CAREER REGULAR SEASON STATISTICS

Year	Team	G	GS	MIN	FG	FGA	PCT	3FG	3FGA	PCT	FT	FTA	PCT	OFF	DEF	TOT	A	PF	DQ	STL	TO	BLK	PTS	AVG
16-17	GSW	10	0	85	8	16	.500	0	0	---	3	10	.300	9	14	23	0	15	0	1	6	4	19	1.9
17-18	GSW	15	0	89	11	22	.500	0	0	---	3	5	.600	5	9	14	2	14	0	1	4	3	25	1.7
18-19	GSW	24	22	410	53	74	.716	0	0	---	24	37	.649	31	44	75	28	63	0	12	16	25	130	5.4
19-20	ATL	55	27	887	121	178	.680	2	9	.222	62	84	.738	74	132	206	35	149	3	26	28	40	306	5.6
20-21	PHX/LAL/SAC	39	10	547	70	103	.680	1	5	.200	42	58	.724	36	85	121	29	77	0	11	26	29	183	4.7
21-22	SAC	56	15	1017	175	266	.658	10	29	.345	94	131	.718	75	171	246	69	130	1	26	59	47	454	8.1
TOTALS		199	74	3035	438	659	.665	13	43	.302	228	325	.702	230	455	685	163	448	4	77	139	148	1117	5.6

CAREER POSTSEASON STATISTICS

Year	Team	G	GS	MIN	FG	FGA	PCT	3FG	3FGA	PCT	FT	FTA	PCT	OFF	DEF	TOT	A	PF	DQ	STL	TO	BLK	PTS	AVG
16-17	GSW	4	0	21	3	7	.429	0	0	---	1	2	.500	4	2	6	0	3	0	2	0	1	7	1.8
17-18	GSW	4	0	11	1	2	.500	0	0	---	2	3	.667	1	2	3	0	4	0	0	3	0	4	1.0
18-19	GSW	4	1	8	1	1	1.000	0	0	---	1	2	.500	0	2	0	3	0	0	0	1	0	3	0.8
TOTALS		12	1	40	5	10	.500	0	0	---	4	7	.571	5	6	11	0	10	0	2	4	1	14	1.2

CAREER HIGHS

REGULAR SEASON SINGLE-GAME HIGHS

Points 24, 3/30/22, Sacramento at Houston
 Minutes 37, 3/9/22, Sacramento vs. Denver
 Field Goals 9, 3/30/22, Sacramento at Houston (4 times)
 Field Goal Attempts 15, 12/19/21, Sacramento vs. San Antonio
 Three-Point Field Goals 2, 12/19/21, Sacramento vs. San Antonio
 Free-Point Attempts 2, 4/10/22, Sacramento at Phoenix (5 times)
 Free Throws 7, 4/3/22, Sacramento vs. Golden State (twice)
 Free Throw Attempts 9, 3/30/22, Sacramento at Houston (twice)
 Offensive Rebounds 5, 5/13/21, Sacramento at Memphis
 Defensive Rebounds 14, 4/1/22, Sacramento at Houston
 Rebounds 17, 4/1/22, Sacramento at Houston
 Assists 5, 3/30/22, Sacramento at Houston (5 times)
 Steals 4, 4/9/22, Sacramento at LA Clippers (twice)
 Blocks 6, 4/1/22, Sacramento at Houston

POSTSEASON SINGLE-GAME HIGHS

Points 3, 5/14/19, Golden State vs. Portland
 Minutes 7, 5/16/17, Golden State vs. San Antonio
 Field Goals 1, 5/14/19, Golden St. vs. Portland (5 times)
 Field Goal Attempts 2, 5/16/17, Golden St. vs. San Antonio (twice)
 Three-Point Field Goals N/A
 Three-Point Attempts N/A
 Free Throws 2, 4/28/18, Golden State vs. New Orleans
 Free Throw Attempts 2, 5/14/19, Golden St. vs. Portland (3 times)
 Offensive Rebounds 2, 4/19/17, Golden State vs. Portland
 Defensive Rebounds 2, 5/22/17, Golden State at San Antonio
 Rebounds 2, 4/14/18, Golden St. vs. San Antonio (3 times)
 Assists N/A
 Steals 1, 5/22/17, Golden St. at San Antonio (twice)
 Blocks 1, 4/24/17, Golden State at Portland

DAMIAN JONES

AT A GLANCE

- Two-time NBA Champion (2017 & 2018)
- Appeared in 199 career games for the Kings, Lakers, Suns, Hawks and Warriors, averaging 5.6 points and 3.4 rebounds
- Shot 66.5 percent from the field in his career
- Signed with the Lakers on July 1, 2022

HOW ACQUIRED: Signed with the Lakers on July 1, 2022

2021-22: (Sacramento Kings): Appeared in 56 games (15 starts), averaging 8.1 points, 4.4 rebounds, 1.2 assists in 18.2 minutes ... Shot 65.8 percent from the field (175-266 FG) and 71.8 percent from the free-throw line (94-131 FT) ... Scored in double figures in 19 games, including three contests with 20+ points ... Tallied two double-doubles ... Had a 17-point, 17-rebound double-double with six blocks on 4/1 at Houston ... Recorded multiple blocks in 13 games ... DNP-CD 22 times ... Inactive four times due to health and safety protocols (1/9-1/14)

CAREER: Two-time NBA Champion (2020) ... Has appeared in 199 NBA games (74 starts) for the Warriors, Hawks, Suns, Lakers and Kings, averaging 5.6 points and 3.4 rebounds in 15.3 minutes per game ... Scored in double figures 38 times, including four games with 20+ points ... Tallied three double-doubles ... Shot 66.5 percent from the field (438-659) ... **Playoffs:** Appeared in 12 games for the Warriors (one start), averaging 1/2 points and 0.9 rebounds in 3.3 minutes ... Shot 50.0 percent from the field ... **NBA G League:** Appeared in 76 regular season games (66 starts) for the Santa Cruz Warriors, averaging 13.5 points, 7.7 rebounds and 1.6 assists in 28.9 minutes ... Scored in double figures 57 times, including 14 games with 20+ points ... Tallied 19 double-doubles ... **Career Transactions:** Selected by Golden State with the 30th overall selection in the 2016 NBA Draft ... Signed with Golden State on July 13, 2016 ... Acquired by Atlanta along with a 2026 second-round pick from the Golden State Warriors in exchange for Omari Spellman on July 8, 2019 ... Signed with Phoenix on November 28, 2020 ... Waived by the Suns on February 23, 2021 ... Signed a 10-day contract with the Los Angeles Lakers on February 26, 2021 ... Signed a second 10-day contract with the Lakers on March 11, 2021 ... Signed a 10-day contract with Sacramento on April 7, 2021 ... Signed a second 10-day contract with Sacramento on April 17, 2021 ... Signed with the Sacramento Kings on April 27, 2021 ... Signed with the Los Angeles Lakers on July 1, 2022

2020-21: (Phoenix Suns/Los Angeles Lakers/Sacramento Kings): Appeared in 39 games (10 starts) for the Suns, Lakers and Kings, averaging 4.7 points and 3.1 rebounds in 14.0 minutes ... Shot 68.0 percent from the field and 72.4 percent from the free-throw line ... Scored in double figures in four games, including a 19-point performance for Sacramento against Utah on 9-13 field-goal shooting on 5/16 ... Recorded a 17-point, 11-rebound double-double as a member of the Kings on 5/14 at Memphis ... DNP-CD 17 times (12/31-1/9, 1/27-2/1, 2/10, 2/16, 2/26, 4/8-4/10, 4/18-4/20) ... Missed four games due to health and safety protocols (1/18-1/23)

2019-20: (Atlanta Hawks): Appeared in 55 games (27 starts), averaging 5.6 points and 3.7 rebounds in 16.1 minutes ... Scored in double figures in 19 games, including one 20-point performance (8-8 FG) on 12/4 vs. Brooklyn ... Shot 68.0 percent from the field and 73.8 percent from the free-throw line ... Collected 12 rebounds on 2/1 at Dallas, his first career game grabbing 10+ boards ... Shot 100% from the field on 16 occasions ... Made multiple blocks in seven games ... DNP-CD 11 times (12/19-12/21, 1/3, 1/10, 2/20-2/24, 2/28, 3/6, 3/9-3/11)

2018-19: (Golden State Warriors): Appeared in 24 games (22 starts), averaging 5.4 points, 3.1 rebounds, 1.2 assists and 1.0 blocks in 17.1 minutes ... Shot 71.6 percent from the field ... Scored in double figures four times ... Recorded four blocks on 11/17 at Dallas ... Missed 58 games after suffering a torn left pectoral muscle on 12/1 at Detroit ... **Playoffs:** Appeared in four games (one start), averaging 0.8 points and 0.5 rebounds in 2.0 minutes per game ... Scored a playoff career-high three points on 5/14 vs. Portland

2017-18: (Golden State Warriors): NBA Champion ... Appeared in 15 games, averaging 1.7 points and 0.9 rebounds in 5.9 minutes ... Shot 50.0 percent from the field ... Had a season-high eight points on 4-4 field-goal shooting at Oklahoma City on 4/3 ... DNP-CD six times (12/18, 1/27, 3/11-3/19) ... Inactive 61 times ... **Playoffs:** Appeared in four games, averaging 1.0 point and 0.8 rebounds in 2.8 minutes ... Shot 50.0 percent from the field ... **NBA G League:** (Santa Cruz Warriors): Appeared in 45 games (all starts), averaging 15.0 points, 8.1 rebounds, 2.0 assists and 2.2 blocks in 30.6 minutes ... Shot 68.1 percent from the field ... Scored in double figures in 38 games, including nine games with 20+ points ... Tallied 14 double-doubles ... Dropped 29 points (11-15 FG, 7-8 FT) on 11/19 at Iowa

2016-17: (Golden State Warriors): NBA Champion ... Appeared in 10 games, averaging 1.9 points and 2.3 rebounds in 8.5 minutes ... Shot 50.0 percent from the field ... Made his NBA debut on 12/10 at Memphis ... Missed 13 games due to surgery recovery to repair a torn right pectoral muscle ... DNP-CD eight times (12/8, 12/13, 12/30, 1/4, 1/23, 1/29, 2/2-2/4) ... Inactive 51 times ... **Playoffs:** Appeared in four games, averaging 1.8 points and 1.5 rebounds in 5.3 minutes ... Made his playoff debut on 4/19 vs. Portland ... **NBA G League:** (Santa Cruz Warriors): Appeared in 31 games (21 starts), averaging 11.3 points, 7.2 rebounds, 1.2 assists and 2.1 blocks in 26.4 minutes ... Shot 58.0 percent from the field ... Scored in double figures in 19 games, including five games with 20+ points ... Tallied five double-doubles ... Recorded multiple blocks in 18 games, including two games with 5+ blocks

COLLEGE: Appeared in 99 games (95 starts) for Vanderbilt, averaging 13.3 points, 6.4 rebounds and 1.7 blocks in 27.1 minutes per game ... Scored in double figures in 74 games, including 14 games with 20+ points ... Tallied 14 double-doubles ... Finished his career ranked second on the Commodores' career blocks list (167) ... Shot 56.6 percent from the field ... **2015-16 (Vanderbilt):** All-SEC Second Team ... Appeared in 33 games (all starts), averaging 13.9 points, 6.9 rebounds, 1.2 assists and 1.6 blocks in 16.2 minutes ... Shot 59.0 percent from the field ... Dropped a career-high 27 points on 2/23 at Florida ... Collected 16 rebounds vs. Georgia on 2/20 ... Registered seven double-doubles ... **2014-15 (Vanderbilt):** SEC Second Team and SEC All-Defense Team ... Appeared in 35 games (34 starts), averaging 14.5 points, 6.5 rebounds and 2.0 blocks in 29.1 minutes ... Led the SEC in field goal percentage, shooting 56.2 percent from the field ... Ranked third in the SEC in blocks per game (2.0) ... Had a 24-point, 12-rebound double-double on 11/16 vs. Trevecca Nazarene ... **2013-14 (Vanderbilt):** SEC All-Freshman Team ... Appeared in 31 games (28 starts), averaging 11.3 points, 5.7 rebounds and 1.4 blocks in 25.7 minutes ... Recorded a career-high seven blocks at South Carolina on 2/13

PERSONAL: Born June 30, 1995 in Baton Rouge, LA ... Full name is Damian William Jones ... Son of David and Dana Jones ... Has two brothers, Darian and Darryl ... At Vanderbilt, was an Engineering Science major with a concentration in corporate strategy and a minor in engineering management ... Held an internship at Exxon while in high school ... Won back-to-back Louisiana state championships as a junior and senior at Scotlandville Magnet High School in Baton Rouge, where he was named the state's 5A Player of the Year as a senior



Guard

KENDRICK NUNN

Height: 6'3
Weight: 190
Born: 8/3/95 (Chicago, IL)
High School: Simeon Career Academy (Chicago, IL)
College: Oakland
Experience: 3 years pro

12

CAREER REGULAR SEASON STATISTICS

Year	Team	G	GS	MIN	FG	FGA	PCT	3FG	3FGA	PCT	FT	FTA	PCT	OFF	DEF	TOT	A	PF	DQ	STL	TO	BLK	PTS	AVG
19-20	MIA	67	67	1962	401	914	.439	137	391	.350	85	100	.850	21	159	180	220	152	1	56	114	15	1024	15.3
20-21	MIA	56	44	1650	319	658	.485	122	320	.381	56	60	.933	21	158	179	148	108	0	52	80	14	816	14.6
DID NOT PLAY - RIGHT KNEE BONE BRUISE																								
TOTALS		123	111	3612	720	1572	.458	259	711	.364	141	160	.881	32	317	359	368	260	1	108	194	29	1840	15.0

CAREER POSTSEASON STATISTICS

Year	Team	G	GS	MIN	FG	FGA	PCT	3FG	3FGA	PCT	FT	FTA	PCT	OFF	DEF	TOT	A	PF	DQ	STL	TO	BLK	PTS	AVG
19-20	MIA	15	0	239	36	92	.391	12	43	.279	8	8	1.000	3	29	32	20	21	0	3	12	3	92	6.1
20-21	MIA	4	2	93	17	43	.395	5	18	.278	2	2	1.000	0	6	6	6	4	0	2	3	0	41	10.3
TOTALS		19	2	332	53	135	.393	17	61	.279	10	10	1.000	3	35	38	26	25	0	5	15	3	133	7.0

CAREER HIGHS

REGULAR SEASON SINGLE-GAME HIGHS

Points.....36, 12/10/19, Miami vs. Atlanta
Minutes.....43, 1/20/20, Miami vs. Sacramento
Field Goals.....14, 12/10/19, Miami vs. Atlanta
Field Goal Attempts.....27, 8/14/20, Miami at Indiana
Three-Point Field Goals.....6, 4/19/21, Miami vs. Houston (twice)
Three-Point Attempts.....12, 4/19/21, Miami vs. Houston
Free Throws.....8, 1/20/20, Miami vs. Sacramento
Free Throw Attempts.....8, 1/20/20, Miami vs. Sacramento
Offensive Rebounds.....3, 5/15/21, Miami at Milwaukee (twice)
Defensive Rebounds.....8, 3/2/20, Miami vs. Milwaukee
Rebounds.....8, 2/5/21, Miami vs. Wash. (3 times)
Assists.....9, 2/22/21, Miami at OKC (twice)
Steals.....4, 2/11/21, Miami at Houston
Blocks.....2, 2/22/21, Miami at OKC (twice)

POSTSEASON SINGLE-GAME HIGHS

Points.....18, 5/29/21, Miami vs. Milwaukee (twice)
Minutes.....29, 10/2/20, Miami at Los Angeles
Field Goals.....8, 9/30/20, Miami at Los Angeles
Field Goal Attempts.....15, 5/29/21, Miami vs. Milwaukee
Three-Point Field Goals.....2, 5/29/21, Miami vs. Milwaukee (6 times)
Three-Point Attempts.....6, 5/29/21, Miami vs. Milwaukee (3 times)
Free Throws.....6, 10/2/20, Miami at Los Angeles
Free Throw Attempts.....6, 10/2/20, Miami at Los Angeles
Offensive Rebounds.....1, 10/9/20, Miami at Los Angeles (3 times)
Defensive Rebounds.....4, 5/22/21, Miami at Milwaukee (3 times)
Rebounds.....5, 9/30/20, Miami at Los Angeles
Assists.....3, 5/27/21, Miami vs. Milwaukee (3 times)
Steals.....1, 5/29/21, Miami vs. Milwaukee (5 times)
Blocks.....1, 10/2/20, Miami at Los Angeles (3 times)

AT A GLANCE

- Appeared in 123 career games (111 starts) for Miami
- Owns career averages of 15.0 points, 2.9 rebounds and 3.0 assists in 29.4 minutes
- Shot 38.1 percent (122-320) from three-point range last season
- 2019-20 All-Rookie First Team selection

KENDRICK NUNN

HOW ACQUIRED: Signed with the Lakers on August 6, 2021

2021-22: (Los Angeles Lakers): Missed one game (10/19) with a right ankle sprain, 80 games (10-22-12/15, 12/19-4/10) with a right knee bone bruise and one game (12/17) due to health and safety protocols and right knee bone bruise

CAREER: 2019-20 All-Rookie First Team selection ... Three-time Eastern Conference Rookie of the Month ... Has appeared in 123 NBA games (711 starts) for the HEAT, averaging 15.0 points, 2.9 rebounds and 3.0 assists in 29.4 minutes per game ... Shot 36.4 percent (259-711) from three-point range ... Scored in double figures 93 times, including 33 games with 20+ points and four games with 30+ ... Made multiple three-pointers in 72 games, including 10 games with 5+ triples ... **Playoffs:** Appeared in 19 games (two starts) for the HEAT, averaging 7.0 points, 2.0 rebounds and 1.4 assists in 17.5 minutes ... Scored in double figures five times ... **NBA G League:** 2018-19 Midseason All-NBA G League Western Conference Team ... Appeared in 49 games (one start) for the Santa Cruz Warriors, averaging 19.3 points, 3.8 rebounds, 2.8 assists and 1.5 steals in 29.0 minutes ... Scored in double figures in 46 games, including 24 games with 20+ points and four 30-point outings ... **Career Transactions:** Signed with the Golden State Warriors on July 13, 2018 ... Waived by the Warriors on October 12, 2018 ... Signed a multi-year contract with the Miami HEAT on April 10, 2019 ... Signed with the Los Angeles Lakers on August 6, 2021

2020-21: (Miami HEAT): Appeared in 56 games (44 starts), averaging 14.6 points, 3.2 rebounds and 2.6 assists in 29.5 minutes ... Shot 38.1 percent (122-320) from three-point range ... Led the team in scoring 12 times, steals 11 times, blocks six times and assists four times ... Scored in double figures 41 times, including 14 games with 20+ points and two 30-point outings ... Made multiple three-pointers in 32 games, including six games with 5+ triples ... Scored a season-best 31 points with six rebounds, three assists and one block on 5/15 at Milwaukee ... Had 20 points, five rebounds, a career-high-tying nine assists, three steals and two blocks on 2/22 at Oklahoma City ... Missed two games (1/12-1/14) due to health and safety protocols, two games (3/29-3/31) with a sprained right ankle, one game (4/26) with neck spasms and one game (5/16) with a left calf injury ... DNP-CD 10 times ... Finished with 16 points, five rebounds, three assists and a career-high four steals on 2/11 at Houston ... **Playoffs:** Appeared in four games (two starts), averaging 10.3 points, 1.5 rebounds and 1.5 assists in 23.3 minutes ... Scored in double figures twice ... Finished with a playoff-career-high-tying 18 points, one rebound, one assist and one steal on 5/29 vs. Milwaukee

2019-20: (Miami HEAT): All-Rookie First Team selection ... Three-time Eastern Conference Rookie of the Month (November-January) ... Finished second in the Rookie of the Year voting ... Started for Team USA at the 2020 Rising Stars Challenge, finishing with 16 points in 19 minutes ... Ranked among the rookie leaders in points (2nd), scoring average (2nd), free throw percentage (3rd) and assists per game (4th) ... Became the first undrafted rookie in NBA history to score at least 1,000 points ... Appeared in 67 games (all starts), averaging 15.3 points, 2.7 rebounds and 3.3 assists in 29.3 minutes per game ... Scored in double figures 52 times, including 19 games with 20+ points and two 30-point contests ... Made multiple three-pointers in 40 games, including four games with 5+ triples ... Led the team in scoring 15 times, steals 10 times, blocks nine times and assists eight times ... Tallied 24 points (6-10 3FG), two rebounds and three assists on 3/11 vs. Charlotte ... Had 33 points, three rebounds, four assists and two steals on 1/15 vs. San Antonio ... Finished with seven points, four rebounds, a career-high nine assists and one steal on 1/2 vs. Toronto ... Scored a career-high 36 points (14-26 FG) with six rebounds, four assists and one steal on 12/10 vs. Atlanta ... Made his NBA debut on 10/23/19 vs. Memphis, finishing with 24 points, two rebounds, three assists and two steals in 27 minutes ... Missed three games (1/24-1/28) with bilateral Achilles soreness, one game due to personal reasons (8/8), one game while self-isolating (8/10) and one game (8/12) with a sore throat ... **Playoffs:** Appeared in 15 games, averaging 6.1 points, 2.1 rebounds and 1.3 assists in 15.9 minutes ... Scored in double figures three times ... Scored a playoff-career-high 18 points, five rebounds and two assists on 9/30 at Los Angeles

2018-19: NBA G League: (Santa Cruz Warriors): Midseason All-NBA G League Western Conference Team selection ... Appeared in 49 games (one start), averaging 19.3 points, 3.8 rebounds, 2.8 assists and 1.5 steals in 29.0 minutes ... Led Santa Cruz in points, field goals made, free throws made and free throw percentage ... Led the team in scoring 20 times ... Scored in double figures in 46 games, including 24 games with 20+ points and four games with 30+ ... Had multiple steals in 20 games, including three games with five steals ... Made multiple three-pointers in 24 games, including one game with five triples ... Scored a season-high 32 points with three rebounds, six assists and one block on 11/10 vs. Iowa ... Missed one game with a right ankle injury ... **Playoffs:** Appeared in two games, averaging 30.0 points, 5.0 rebounds, 3.0 assists and 2.0 steals in 31.6 minutes ... Shot 61.5 percent (24-39) from the field and 75.0 percent (9-12) from three-point range ... Scored 20+ points in both games, including one 30-point outing ... Finished with 31 points, three rebounds, one assist and one steal on 3/29 vs. Oklahoma City

COLLEGE: 2017-18 Horizon Player of the Year ... 2013-14 Big Ten All-Freshman Team selection ... Appeared in 126 games (87 starts) for Illinois and Oakland, averaging 14.2 points, 3.6 rebounds, 2.1 assists and 1.2 steals in 30.1 minutes ... Shot 38.6 percent (294-762) from three-point range ... Made multiple three-pointers in 72 career games, including 20 games with 5+ threes and two games with eight triples ... Scored in double figures in 79 career games, including 32 games with 20+ points and 11 games with 30+ points ... Tallied two career double-doubles ... 2017-18 (Oakland): Horizon Player of the Year ... Appeared in 30 games (26 starts), averaging 25.9 points, 4.7 rebounds, 3.8 assists and 1.5 steals in 37.9 minutes ... Shot 39.4 percent (134-340) from three-point range ... Led the Horizon League in points per game (25.9), field goals made (262), three-pointers made (134) and three-point percentage (.394) ... Scored in double figures in all 30 games, including 22 games with 20+ points and 11 games with 30+ ... Had multiple steals in 14 games ... Made multiple three-pointers in 28 games, including 16 games with 5+ and two games with eight threes ... Scored a career-high 39 points with six rebounds, three assists and two steals on 2/22 vs. Green Bay ... Had 38 points (8-15 3FG), six rebounds and one assist on 1/20 at Detroit ... 2016-17 (Oakland): Redshirt season due to NCAA Transfer Rules ... 2015-16 (Illinois): Appeared in 28 games (25 starts), averaging 15.5 points, 5.0 rebounds, 1.7 assists and 1.5 steals in 35.1 minutes ... Shot 39.1 percent (75-192) from three-point range ... Scored in double figures in 24 games, including six games with 20+ points ... Made multiple three-pointers in 24 games, including two games with 5+ triples ... Tallied two double-doubles ... Finished with 10 points, a career-high 13 rebounds, two assists and one steal on 2/3 at Rutgers ... Had 19 points, 11 rebounds, one assist, four steals and one block on 12/23 vs. Missouri ... Scored a season-high 28 points with three rebounds and one steal on 12/9 vs. Yale ... 2014-15 (Illinois): Appeared in 33 games (24 starts), averaging 11.1 points, 3.5 rebounds, 1.9 assists and 1.2 steals in 30.2 minutes ... Shot 36 percent (54-150) from three-point range ... Scored in double figures in 18 games, including four games with 20+ points ... Made multiple three-pointers in 13 games ... Scored a season-high 25 points with five rebounds, two assists and one steal on 1/14 at Northwestern ... 2013-14 (Illinois): Big Ten All-Freshman Team selection ... Appeared in 35 games (12 starts), averaging 6.2 points, 1.7 rebounds and 1.1 assists in 19.5 minutes ... Shot 38.8 percent (31-80) from three-point range ... Scored in double figures in seven games ... Scored a season-high-tying 19 points with one assist and one steal on 2/19 at Minnesota ... Had a season-best 19 points with four rebounds, one assist and one steal on 2/9 at Penn State ... Made his collegiate debut on 11/8 vs. Alabama State, finishing with two points, one rebound, two assists and one steal in 13 minutes

PERSONAL: Full name is Kendrick Melvin Nunn ... nicknames are "K-Nunn" and "K9" ... is the son of Melvin Nunn, Jr. and Kimberly Harris ... has two sisters, Kendyl Nunn and Sarafina Benson ... has a son named Kyren Nunn ... his father, Melvin, played basketball collegiately at Casper College and Wayne State and professionally overseas in New Zealand ... sister, Kendyl, played basketball collegiately at the University of Illinois, Chicago (UIC) and St. John's ... graduated from Oakland University with a degree in Integrative Studies ... in his free time he enjoys bowling, reading, playing video games, watching movies or trying out new restaurants ... his favorite sport other than basketball is football and his favorite teams are the New England Patriots and Seattle Seahawks ... lists his dad as the person who made a difference in his life because he always looked after him and pushed him to his maximum potential ... when his playing career is over he would like to be an entrepreneur and full-time dad ... owns a marketing business, NunnBetter Group LLC ... played high school ball at Simeon Career Academy where he helped lead his team to four-straight state championships, matching the IHSA's record for consecutive championships ... had his number (20) retired by Simeon Career Academy on Jan. 25, 2013 prior to his final home game ... won two gold medals as a member of the USA Basketball Team, once at the U17 Championships in 2012 and the other at the U16 Championships in 2011 ... wears size 12 sneakers

Guard



SCOTTY PIPPEN JR.

Height: 6'1
Weight: 185
Born: 11/10/00 (Portland, OR)
High School: Sierra Canyon (Chatsworth, CA)
College: Vanderbilt
Experience: Rookie

14

COLLEGIATE CAREER STATISTICS

Year	Team	G	GS	MIN	FG	FGA	PCT	3FG	3FGA	PCT	FT	FTA	PCT	OFF	DEF	TOT	A	PF	STL	TO	BLK	PTS	AVG
19-20	Vanderbilt	32	31	952	108	275	.393	34	94	.362	134	189	.709	16	72	88	114	97	35	86	4	384	12.0
20-21	Vanderbilt	22	22	700	136	318	.428	43	120	.358	142	167	.850	22	41	63	107	54	39	84	4	457	20.8
21-22	Vanderbilt	36	36	1190	224	538	.416	64	197	.325	224	299	.749	30	98	128	162	88	70	121	7	736	20.4
TOTALS		90	89	2842	468	1131	.414	141	411	.343	500	655	.763	68	211	279	383	239	144	291	15	1577	17.5

CAREER HIGHS

COLLEGIATE SINGLE-GAME HIGHS

Points 36, 3/4/21, Vanderbilt at Cincinnati
Minutes 43, 3/20/22, Vanderbilt vs. Dayton
Field Goals 12, 1/27/21, Vanderbilt at Florida
Field Goal Attempts 24, 3/20/22, Vanderbilt vs. Dayton
Three-Point Field Goals 8, 12/4/21, Vanderbilt at SMU
Three-Point Attempts 14, 12/4/21, Vanderbilt at SMU
Free Throws 15, 3/10/22, Vanderbilt vs. Alabama (3 times)
Free Throw Attempts 21, 3/10/22, Vanderbilt vs. Alabama
Offensive Rebounds 4, 3/10/21, Vanderbilt vs. Texas A&M
Defensive Rebounds 7, 3/22/22, Vanderbilt at Xavier (3 times)
Rebounds 9, 3/22/22, Vanderbilt at Xavier
Assists 12, 1/9/21, Vanderbilt vs. Mississippi State
Steals 6, 2/22/22, Vanderbilt vs. Alabama
Blocks 2, 12/30/20, Vanderbilt vs. Florida

AT A GLANCE

- Appeared in 90 games in three seasons at Vanderbilt, averaging 17.5 points, 3.1 rebounds, 4.3 assists and 1.6 steals
- Two-time All-SEC First Team selection (2021 & 2022)
- Signed a two-way contract with the Lakers on July 1, 2022

HOW ACQUIRED: Signed a two-way contract with the Los Angeles Lakers on 7/1/22

COLLEGE: Appeared in 90 games (89 starts), averaging 17.5 points, 3.1 rebounds, 4.3 assists and 1.6 steals in 31.6 minutes ... Shot 34.3 percent (141-411) from three-point range ... Scored in double figures in 78 games, including 35 games with 20+ and eight games with 30+ points ... Tallied one double-double ... **2021-22 (Vanderbilt):** All-SEC First Team ... Appeared in 36 games (all starts), averaging 20.4 points, 3.6 rebounds, 4.5 assists and 1.9 steals in 33.1 minutes ... Scored in double figures in 33 games, including 20 games with 20+ points and five 30-point performances ... Scored a season-high 33 points with six rebounds and five assists on 2/2 at Kentucky ... Had multiple steals in 21 games, including five games with 4+ steals ... Had 26 points, two rebounds, eight assists and a season-best six steals on 2/22 vs. Alabama ... **2020-21 (Vanderbilt):** All-SEC First Team ... Appeared in 22 games (all starts), averaging 20.8 points, 2.9 rebounds, 4.9 assists and 1.8 steals in 31.8 minutes ... Shot 35.8 percent (43-120) from three-point range ... Scored in double figures in 21 games, including 12 games with 20+ and three 30-point games ... Scored a career-high 36 points with three rebounds, three assists and four steals on 3/4 at Cincinnati ... Tallied one double-double ... Had 18 points, two rebounds, 12 assists and one steal on 1/9 vs. Mississippi State ... **2019-20 (Vanderbilt):** SEC All-Freshman Team selection ... Appeared in 32 games (31 starts), averaging 12.0 points, 2.8 rebounds, 3.6 assists and 1.1 steals in 29.8 minutes ... Shot 36.2 percent (34-94) from three-point range ... Scored in double figures in 24 games, including three games with 20+ points ... Scored a season-high 21 points with one rebound, four assists and three steals on 3/7 vs. South Carolina

PERSONAL: Son of Scottie and Larsa Phippen ... Has three siblings, Preston, Justin and Sophia ... Averaged 16.3 points, 3.6 rebounds and 4.6 assists per game as a senior at Sierra Canyon



AUSTIN REAVES

Height: 6'5

Weight: 206

Born: 5/29/98 (Newark, AR)

High School: Cedar Ridge (Newark, AR)

College: Oklahoma

Experience: 1 Year Pro

15

CAREER REGULAR SEASON STATISTICS

Year	Team	G	GS	MIN	FG	FGA	PCT	3FG	3FGA	PCT	FT	FTA	PCT	OFF	DEF	TOT	A	PF	DQ	STL	TO	BLK	PTS	AVG
21-22	LAL	61	19	1418	146	318	.459	53	167	.317	99	118	.839	45	148	193	110	87	0	29	40	20	444	7.3
TOTALS		61	19	1418	146	318	.459	53	167	.317	99	118	.839	45	148	193	110	87	0	29	40	20	444	7.3

CAREER HIGHS

REGULAR SEASON SINGLE-GAME HIGHS

Points	31, 4/10/22, Los Angeles at Denver
Minutes	42, 4/10/22, Los Angeles at Denver
Field Goals	7, 4/10/22, Los Angeles at Denver (twice)
Field Goal Attempts	17, 4/10/22, Los Angeles at Denver
Three-Point Field Goals	5, 12/15/21, Los Angeles at Dallas
Three-Point Attempts	7, 3/18/22, Los Angeles at Toronto (twice)
Free Throws	14, 4/10/22, Los Angeles at Denver
Free Throw Attempts	14, 4/10/22, Los Angeles at Denver
Offensive Rebounds	6, 4/10/22, Los Angeles at Denver
Defensive Rebounds	10, 4/10/22, Los Angeles at Denver
Rebounds	16, 4/10/22, Los Angeles at Denver
Assists	10, 4/10/22, Los Angeles at Denver
Steals	3, 4/10/22, Los Angeles at Denver
Blocks	2, 3/5/22, Los Angeles vs. Golden St. (3 times)

POSTSEASON SINGLE-GAME HIGHS

Points	N/A
Minutes	N/A
Field Goals	N/A
Field Goal Attempts	N/A
Three-Point Field Goals	N/A
Three-Point Attempts	N/A
Free Throws	N/A
Free Throw Attempts	N/A
Offensive Rebounds	N/A
Defensive Rebounds	N/A
Rebounds	N/A
Assists	N/A
Steals	N/A
Blocks	N/A

AT A GLANCE

- Tallied one career triple-double in the NBA
- Appeared in 122 games (67 starts) over four years at Wichita State and Oklahoma, averaging 10.8 points, 3.8 rebounds and 2.6 assists in 24.5 minutes
- All-Big 12 First Team selection in 2020-21
- Signed a standard NBA contract with the Lakers on September 27, 2021

HOW ACQUIRED: Signed a standard NBA contract with the Lakers on September 27, 2021

2021-22: (Los Angeles Lakers): Appeared in 61 games (19 starts), averaging 7.3 points, 3.2 rebounds and 1.8 assists in 23.2 minutes ... Scored in double figures 21 times, including one 30-point game ... Led the team in rebounds twice, assists three times, steals seven times and blocks six times ... Tallied one triple-double ... Became just the fifth Lakers player in team history to tally a triple-double during his rookie season, finishing with 31 points, 16 rebounds and 10 assists on 4/10 at Denver ... Reaves became just the fourth rookie in NBA history to tally 30+ points, 15+ rebounds and 10+ assists in a single game, joining Blake Griffin, Oscar Robertson and Jerry West ... Made his first career NBA start on 2/25 vs. LA Clippers, finishing with six points, one rebound, three assists and two blocks in 33 minutes ... Had two points, five rebounds, a career-high six assists, one steal and one block on 1/25 at Brooklyn ... Scored a then-career-high 19 points on 7-10 shooting on 1/12 at Sacramento ... Made the game-winning three-pointer with 0.9 seconds remaining on 12/15 at Dallas, finishing with a then-career-high 15 points (5-6 3FG) and a career-best seven rebounds in 32 minutes ... Scored a then-career-high 13 points with five rebounds and two assists on 12/10 at Oklahoma City ... Made his NBA debut on 10/22 vs. Phoenix, finishing with eight points and a team-best +17 in 12 minutes ... DNP-CD five times (10/19, 11/26, 12/9, 4/1-4/3) ... Missed nine games (11/10-11/24) with a left hamstring strain, six games (12/17-12/28) due to health and safety protocols and one game (12/29) due to return to competition reconditioning

COLLEGE: Appeared in 122 games (67 starts), averaging 10.8 points, 3.8 rebounds and 2.6 assists in 24.5 minutes ... Shot 34.7 percent (156-449) from three-point range ... Scored in double figures in 64 games, including 20 games with 20+, two games with 30+ and one 40-point game ... Made multiple three-pointers in 46 games, including a career-high seven threes once ... Tallied two double-doubles ... 2020-21 (Oklahoma): All-Big 12 First Team selection ... Appeared in 25 games (all starts), averaging 18.3 points, 5.5 rebounds and 4.6 assists in 34.5 minutes ... Became the first player to ever lead Oklahoma in points, rebounds and assists ... Led the Big 12 in free throws made (147) ... Scored in double figures in 23 games, including 10 games with 20+ points and one 30-point contest ... Made multiple three-pointers in 10 games ... Had 18 points, 10 rebounds, seven assists and one block on 12/16 vs. Oral Roberts ... Scored a season-high 32 points with six rebounds and nine assists on 12/6 at TCU ... 2019-20 (Oklahoma): Appeared in 31 games (all starts), averaging 14.7 points, 5.3 rebounds, 3.0 assists and 1.0 steal in 33.2 minutes ... Scored in double figures in 25 games, including seven games with 20+ and one 40-point game ... Made multiple three-pointers in 14 games, including a season-high five threes once ... Scored a career-high 41 points with five rebounds, six assists and three blocks on 3/7 at TCU ... Recorded 19 points, 10 rebounds, three assists and one steal on 11/26 vs. Missouri ... 2018-19 (Oklahoma): Redshirted due to NCAA Transfer Rules ... 2017-18 (Wichita State): Appeared in 33 games (11 starts), averaging 8.1 points, 3.1 rebounds and 2.0 assists in 21.5 minutes ... Shot 42.5 percent (54-127) from three-point range ... Scored in double figures in 12 games, including three 20-point games ... Made multiple three-pointers in 15 games, including a career-high seven threes once ... Scored a season-high 23 points (7-11 3FG) with two rebounds, four assists, one steal and two blocks on 1/28 vs. Tulsa ... 2016-17 (Wichita State): Appeared in 33 games, averaging 4.1 points, 1.8 rebounds and 1.1 assists in 11.8 minutes ... Shot 50.9 percent (28-55) from three-point range ... Scored in double figures in four games ... Made multiple three-pointers in seven games ... Scored a season-high 15 points with three rebounds, two assists and three steals on 11/20 vs. Maryland-Eastern Shore

PERSONAL: Son of Nicole Wilkett and Brian Reaves ... Both parents played collegiate basketball at Arkansas State ... His mother was an all-conference forward and averaged 20 points per game in her final season and his father played point guard and is tied for third on ASU's career assists chart ... His brother, Spencer, played at Central Missouri ... As a senior at Cedar Ridge, averaged 32.5 points, 8.8 rebounds and 5.1 assists



DENNIS SCHRÖDER

Height: 6'3
Weight: 172
Born: 9/15/93 (Braunschweig, Germany)
Prior to NBA: NY Phantoms Braunschweig (Germany)
Experience: 9 years pro

17

CAREER REGULAR SEASON STATISTICS

Year	Team	G	GS	MIN	FG	FGA	PCT	3FG	3FGA	PCT	FT	FTA	PCT	OFF	DEF	TOT	A	PF	DQ	STL	TO	BLK	PTS	AVG
13-14	ATL	49	0	641	72	188	.383	10	42	.238	29	43	.674	5	55	60	93	54	0	17	61	0	183	3.7
14-15	ATL	77	10	1516	284	665	.427	52	148	.351	148	179	.827	29	135	164	317	127	0	49	150	4	768	10.0
15-16	ATL	80	6	1621	329	781	.421	77	239	.322	144	182	.791	25	179	204	349	138	0	70	183	9	879	11.0
16-17	ATL	79	78	2485	548	1214	.451	100	294	.340	218	255	.855	42	206	248	499	149	0	74	258	16	1414	17.9
17-18	ATL	67	67	2078	500	1146	.436	76	262	.290	225	265	.849	44	164	208	417	147	1	72	183	6	1301	19.4
18-19	OKC	79	14	2314	457	1104	.414	124	364	.341	186	227	.819	38	246	284	323	189	1	65	172	12	1224	15.5
19-20	OKC	65	2	1999	453	965	.469	125	325	.385	198	236	.839	19	217	236	262	146	0	45	166	14	1229	18.9
20-21	LAL	61	61	1956	332	760	.437	71	212	.335	206	243	.848	30	181	211	351	159	1	70	163	13	941	15.4
21-22	BOS/HOU	64	29	1837	312	724	.431	86	250	.344	157	184	.853	34	180	214	296	154	0	53	143	8	867	13.5
TOTALS		621	267	16447	3287	7547	.436	721	2136	.338	1511	1814	.833	266	1563	1829	2907	1263	3	515	1479	82	8806	14.2

CAREER POSTSEASON STATISTICS

Year	Team	G	GS	MIN	FG	FGA	PCT	3FG	3FGA	PCT	FT	FTA	PCT	OFF	DEF	TOT	A	PF	DQ	STL	TO	BLK	PTS	AVG
13-14	ATL	2	0	7	2	2	1.000	1	1	1.000	0	0	---	0	2	2	0	1	0	0	0	0	5	2.5
14-15	ATL	16	0	290	56	145	.386	8	34	.235	24	28	.857	5	24	29	62	28	0	9	27	0	144	9.0
15-16	ATL	10	0	191	47	104	.452	12	35	.343	11	13	.846	6	13	19	36	24	0	4	21	1	117	11.7
16-17	ATL	6	6	211	50	110	.455	17	40	.425	31	37	.838	4	10	14	46	19	0	6	10	0	148	24.7
18-19	OKC	5	0	151	25	55	.455	6	20	.300	13	18	.722	2	14	16	17	11	0	4	6	0	69	13.8
19-20	OKC	7	0	227	44	109	.404	13	45	.289	20	25	.800	2	24	26	25	15	0	4	17	1	121	17.3
20-21	LAL	6	6	196	28	70	.400	8	26	.308	22	26	.846	1	17	18	17	13	0	6	10	1	86	14.3
TOTALS		52	12	1273	252	595	.424	65	201	.323	121	147	.823	20	104	124	203	111	0	33	91	3	690	13.3

CAREER HIGHS

REGULAR SEASON SINGLE-GAME HIGHS

Points 41, 3/20/18, Atlanta at Utah
Minutes 55, 1/29/17, Atlanta vs. New York
Field Goals 16, 3/20/18, Atlanta at Utah
Field Goal Attempts 28, 3/20/18, Atlanta at Utah
Three-Point Field Goals 8, 4/10/19, Oklahoma City at Milwaukee
Three-Point Attempts 15, 4/10/19, OKC at Milwaukee
Free Throws 10, 3/23/21, Los Angeles at N.O. (4 times)
Free Throw Attempts 12, 3/23/21, Los Angeles at N.O. (twice)
Offensive Rebounds 3, 1/19/22, Boston vs. Charlotte (9 times)
Defensive Rebounds 11, 12/22/20, Los Angeles vs. LA Clippers
Rebounds 12, 12/22/20, L.A. vs. LA Clippers (twice)
Assists 15, 1/17/18, Atlanta vs. N.O. (twice)
Steals 5, 2/28/18, Atlanta vs. Indiana (twice)
Blocks 2, 4/17/21, L.A. vs. Utah (6 times)

POSTSEASON SINGLE-GAME HIGHS

Points 30, 8/24/20, Oklahoma City vs. Houston
Minutes 40, 4/28/17, Atlanta vs. Washington
Field Goals 10, 8/24/20, OKC vs. Houston (6 times)
Field Goal Attempts 23, 8/22/20, Oklahoma City vs. Houston
Three-Point Field Goals 5, 4/26/17, Atlanta at Wash. (twice)
Three-Point Attempts 10, 8/22/20, OKC vs. Houston (twice)
Free Throws 7, 5/27/21, L.A. vs. Phoenix (3 times)
Free Throw Attempts 9, 8/22/20, Oklahoma City vs. Houston
Offensive Rebounds 2, 4/14/19, OKC at Portland (4 times)
Defensive Rebounds 7, 8/31/20, Oklahoma City vs. Houston
Rebounds 8, 8/31/20, Oklahoma City vs. Houston
Assists 11, 4/26/17, Atlanta at Washington
Steals 3, 5/15/15, Atlanta at Washington
Blocks 1, 5/23/21, L.A. at Phoenix (3 times)

AT A GLANCE

- Signed with the Lakers on September 16, 2022
- Appeared in 61 games for the Lakers during the 2020-21 season, averaging 15.4 points, 5.8 assists, 3.5 rebounds and 1.1 steals
- Recorded 32 career double-doubles
- Led the NBA in points scored off the bench during the 2019-20 season with Oklahoma City

HOW ACQUIRED: Signed with the Lakers on September 16, 2022

2021-22: (Boston Celtics/Houston Rockets): Appeared in 64 games (29 starts), averaging 13.5 points, 3.3 rebounds and 4.6 assists in 28.7 minutes ... Scored in double figures 41 times, including 17 games with 20+ points and two 30-point outings ... Recorded multiple steals in 12 games ... Tallied one double-double ... Finished with 11 points, eight rebounds and a season-high 10 assists on 2/27 vs. LA Clippers ... Recorded 31 points (5-7 3FG), four rebounds, eight assists and one steal on 12/4 at Portland ... Scored a season-high 38 points with eight rebounds, three assists and one steal on 11/12 vs. Milwaukee ... Missed one game (11/28) with a right ankle sprain, two games (12/17-12/18) with a non-COVID illness, four games (12/25-12/31) due to health and safety protocols, four games (3/2-3/7) with a right ankle sprain, one game (3/13) due to illness and seven games (3/28-4/10) due to left shoulder soreness

CAREER: Has appeared in 621 NBA games (267 starts) for the Rockets, Celtics Lakers, Thunder and Hawks ... Owns career averages of 14.2 points, 2.9 rebounds and 4.7 assists in 26.5 minutes ... Scored in double figures 436 times, including 160 games with 20+ points, 15 games with 30+ points and one 40-point contest ... Recorded double-digit assists 32 times ... Tallied double-digit rebounds twice ... Recorded 32 double-doubles ... Named Western Conference Player of the Week once (12/23/19) ... **Playoffs:** Has appeared in 52 playoff games (12 starts) for the Lakers, Thunder and Hawks, averaging 13.3 points, 3.9 assists and 2.4 rebounds in 24.5 minutes ... Scored in double figures 31 times, including 13 games with 20+ points and one 30-point contest ... Recorded double-digit assists twice ... Tallied two double-doubles ... **NBA G League:** Appeared in six games (all starts) for the Bakersfield Jam, averaging 17.0 points, 4.2 rebounds and 6.7 assists in 34.0 minutes ... Scored in double figures five times, including three 20-point games ... Tallied one double-double ... **Career Transactions:** Selected by the Atlanta Hawks with the 17th overall pick in the 2013 NBA Draft ... Signed with the Hawks on July 10, 2013 ... Signed a multi-year contract with the Hawks on October 26, 2016 ... Acquired by the Oklahoma City Thunder along with Timothe Luwawu-Cabarrot as part of a three team trade where the Hawks acquired Carmelo Anthony and a future first round draft pick from the Thunder and Justin Anderson from the 76ers and Philadelphia received Mike Muscala from Atlanta on July 25, 2018 ... Acquired by the Los Angeles Lakers from the Thunder in exchange for Danny Green and the draft rights to Jaden McDaniels on November 18, 2020 ... Signed with the Boston Celtics on August 13, 2021 ... Acquired by the Houston Rockets along with Bruno Fernandes and Enes Freedom in exchange for Daniel Theis on February 10, 2022 ... Signed with the Lakers on September 16, 2022

2020-21: (Los Angeles Lakers): Appeared in 61 games (all starts), averaging 15.4 points, 5.8 assists, 3.5 rebounds and 1.1 steals in 32.1 minutes ... Scored in double figures 51 times, including 16 games with 20+ points ... Had multiple steals in 17 games ... Tallied six double-doubles ... Had 21 points, 10 assists and two rebounds on 4/26 at Orlando, good for his third consecutive double-double, marking the longest streak of his career ... Finished with 25 points, 13 assists and two rebounds on 4/22 at Dallas ... Had 10 points, a season-high 14 assists, six rebound and one steal on 4/8 at Miami ... Scored a season-best 28 points with nine assists, one rebound, one steal and one block on 3/3 at Sacramento ... Recorded 24 points, four steals, three assists, two blocks and one rebound on 2/16 at Minnesota ... In his Lakers debut on 12/22 vs. LA Clippers, finished with 14 points, a career-high 12 rebounds and eight assists in 28 minutes ... Missed 11 games (2/18-2/24, 5/2-5/12) due to health and safety protocols ... **Playoffs:** Appeared in six games (all starts), averaging 14.3 points, 3.0 rebounds, 2.8 assists and 1.0 steals in 32.7 minutes ... Scored in double figures in four games, including three games with 20+ points ... Scored 24 points with three rebounds, three assists and one steal on 5/25 at Phoenix

2019-20: (Oklahoma City Thunder): Appeared in 65 games (two starts), averaging 18.9 points, 4.0 assists and 3.6 rebounds in 30.8 minutes ... Led the league in points scored off the bench ... Shot a career-best 46.9 percent from the field (453-965) and a career-high 38.5 percent (125-325) from three-point range ... Scored in double figures 59 times, including 33 games with 20+ points and four 30-point games ... Made first start of the season on 1/27 vs. Dallas, finishing with 21 points, seven rebounds, six assists, one steal and one block ... Tied his season-high with 31 points (13-18 FG), nine assists and three rebounds on 1/22 at Orlando ... Finished with a season-high-tying 31 points, seven assists, three rebounds and one steal on 12/18 vs. Memphis ... Scored a season-best 31 points with four rebounds and one assist on 11/19 at Los Angeles ... Missed one game (12/29) with right ankle soreness, five games (8/3-8/10) for personal reasons and one game (8/12) in self-isolation ... **Playoffs:** Appeared in seven games, averaging 17.3 points, 3.7 rebounds and 3.6 assists in 32.4 minutes ... Scored in double figures six times, including two games with 20+ points and one 30-point contest ... Scored a playoff career-high 30 points (10-16 FG) with three assists and one rebound on 8/24 vs. Houston

2018-19: (Oklahoma City Thunder): Appeared in 79 games (14 starts), averaging 15.5 points, 4.1 assists and 3.6 rebounds in 29.3 minutes ... Scored in double figures in 65 games, including 21 games with 20+ points and two 30-point games ... Tallied three double-doubles ... Tied his season-high with 32 points, five rebounds, four steals and three assists on 4/10 at Milwaukee, making a career-high eight three-pointers in the win ... Had 17 points, a career-high 12 rebounds, six assists, two steals and one block on 3/3 vs. Memphis ... Tallied 28 points (11-13 FG) and two rebounds on 2/1 at Miami ... Scored a season-high 32 points (12-19 FG) with four rebounds, four assists and one steal on 11/21 at Golden State ... Finished with 15 points, a season-high 12 assists, four rebounds, one steal and one block on 11/14 vs. New York ... Made Oklahoma City debut on 10/16 at Golden State, finishing with 21 points, eight rebounds, six assists, three steals and one block in 34 minutes ... Missed one game (12/19) due to suspension and two games (2/11-2/14) for personal reasons ... **Playoffs:** Appeared in five games, averaging 13.8 points, 3.4 assists and 3.2 rebounds in 30.2 minutes ... Scored in double figures four times

2017-18: (Atlanta Hawks): Appeared in 67 games (all starts), averaging 19.4 points, 6.2 assists, 3.1 rebounds and 1.1 steals in 31.0 minutes ... Scored in double figures 62 times, including 32 games with 20+ points, three games with 30+ and one 40-point contest ... Had multiple steals in 23 games ... Tallied five double-doubles ... Scored a career-high 41 points with seven assists and five rebounds on 3/20 at Utah ... Finished with 14 points, a career-high-tying five steals, five assists and three rebounds on 2/28 vs. Indiana ... Had 13 points, a career-high-tying 15 assists, three rebounds and two steals on 1/17 vs. New Orleans ... Had first double-double of the season with 17 points, 11 assists, four rebounds and two steals on 11/10 at Detroit ... Missed two games (10/23-10/26) with a sprained left ankle, one game (12/22) with a left ankle injury, one game (2/14) with low back tightness, one game (3/11) with a left elbow sprain, one game (3/22) for rest and nine games (3/25-4/10) with a sprained left ankle/bone bruise

2016-17: (Atlanta Hawks): Appeared in 79 games (78 starts), averaging 17.9 points, 6.3 assists and 3.1 rebounds in 31.5 minutes ... Scored in double figures 70 times, including 31 games with 20+ points and four 30-point games ... Tallied 10 double-doubles ... Had 23 points, a career-high 15 assists and four rebounds on 1/29 vs. New York ... Finished with 28 points (13-16 FG), three rebounds and three assists on 1/16 at New York ... Scored a season-high 33 points (12-19 FG) with four assists, three rebounds, one steal and one block on 12/9 at Milwaukee ... Had 31 points, nine assists, four rebounds and one block on 11/30 at Phoenix ... Missed one game (2/24) due to suspension, one game (4/7) with a right mid-foot sprain and one game (4/12) for rest ... **Playoffs:** Appeared in six games (all starts), averaging 24.7 points, 7.7 assists, 2.3 rebounds and 1.0 steal in 35.2 minutes ... Shot 42.5 percent (17-40) from three-point range ... Scored in double figures in all six games, including five games with 20+ points ... Finished with 29 points, a playoff career-high 11 assists, one rebound and one steal on 4/26 at Washington

2015-16: (Atlanta Hawks): Appeared in 80 games (six starts), averaging 11.0 points, 4.4 assists and 2.6 rebounds in 20.3 minutes ... Scored in double figures 44 times, including six games with 20+ points ... Tallied two double-doubles ... Scored a season-high 25 points with 10 assists, eight rebounds, one steal and one block on 2/20 vs. Milwaukee ... Had 15 points, 10 assists, six rebounds and three steals on 1/16 vs. Brooklyn ... DNP-CD twice (12/29-1/3) ... **Playoffs:** Appeared in 10 games, averaging 11.7 points, 3.6 assists and 1.9 rebounds in 19.1 minutes ... Scored in double figures four times, including three 20-point outings ... Had 27 points, six assists and three rebounds on 5/2 at Cleveland

2014-15: (Atlanta Hawks): Participated in the BBVA Compass Rising Stars Challenge ... Appeared in 77 games (10 starts), averaging 10.0 points, 4.1 assists and 2.1 rebounds in 19.7 minutes ... Scored in double figures 42 times, including four games with 20+ points ... Tallied five double-doubles ... Had 17 points, a season-best-tying 11 assists and four rebounds on 3/28 at Charlotte ... Finished with 12 points, a season-high 11 assists, three rebounds and one steal on 3/27 vs. Miami ... Scored a season-best 24 points with 10 assists, three rebounds and one steal on 3/15 at Los Angeles ... Had 11 points, a career-high five steals, two assists and one rebound on 11/8 vs. New York ... DNP-CD twice (11/1, 1/17) ... Missed two game (3/31-4/4) with a sprained left toe and one game (4/13) for rest ... **Playoffs:** Appeared in 16 games, averaging 9.0 points, 3.9 assists and 1.8 rebounds in 18.1 minutes ... Scored in double figures in seven games ... Had 18 points, five assists, two rebounds and one steal on 5/9 at Washington

2013-14: (Atlanta Hawks): Appeared in 49 games, averaging 3.7 points, 1.9 assists and 1.2 rebounds in 13.1 minutes ... Scored in double figures twice ... Made his career debut on 10/30 at Dallas, finishing with five points, five assists and four rebounds in 18 minutes ... DNP-CD 27 times ... Inactive five times ... Missed one game (11/7) due to a suspension ... **Playoffs:** Appeared in two games, averaging 2.5 points and 1.0 rebound in 3.5 minutes ... Made his playoff debut on 4/22 at Indiana, finishing with five points and two rebounds in seven minutes ... DNP-CD five times ... **NBA G League:** (Bakersfield Jam): Appeared in six games (all starts), averaging 17.0 points, 4.2 rebounds and 6.7 assists in 34.0 minutes ... Scored in double figures five times, including three 20-point games ... Tallied one double-double

INTERNATIONAL: Helped the German National Team win a bronze medal at the 2022 FIBA EuroBasket, averaging 22.1 points, 2.3 rebounds and 7.1 assists ... Helped lead the German National Team to the 2017 EuroBasket quarterfinals in Israel and Turkey ... Started all five games for Germany in the 2015 EuroBasket Tournament, posting a team-best 21.0 points and 6.0 assists, while adding 4.6 rebounds in 30.4 minutes per contest and shooting 48.1 percent from the field ... Played for the New York Phantoms Braunschweig in Germany's top league (Beko League/Bundesliga) in 2012-13 where he appeared in 31 games and averaged 11.9 points and 3.3 assists in 24.7 minutes while shooting 40.2 percent from three-point range ... Selected to the All-Star game ... Also saw action in Germany's third division, Pro B, with Spot Up Medien Baskets Braunschweig, averaging 23.5 points (second in the league), 5.1 assists (eighth in the league), 4.3 rebounds and 2.3 steals (eighth in the league) in eight games, shooting 39.9 percent from the field ... Played in 30 games in 2011-12 with NY Phantoms Braunschweig and put up 2.3 points in 8.0 minutes ... Also spent 23 games with Spot Up Medien Baskets Braunschweig, averaging 19.0 points, 6.5 assists, 3.0 rebounds and 2.3 steals in 31.9 minutes, shooting 45.0 percent from the floor ... In 2010-11, split time between Spot Up Medien Baskets Braunschweig (7.8 points and 2.1 assists in 18.3 minutes over 22 games, shooting 50.4 percent) and SG Braunschweig (20.6 points, 5.7 assists, 4.0 rebounds and 3.5 steals in 35.8 minutes over 11 games) ... Posted 7.1 points and 2.7 assists in 21.8 minutes in 14 games with SG Braunschweig in 2009-10 ... Has represented Germany in junior national play: 2012 U20 Euros (6.1 points, 2.0 assists) and 2011 U18 Euros (13.5 points, 4.9 assists)

PERSONAL: Mother is Gambian and late father was German ... Has two brothers and two sisters ... He and his wife Ellen have two children, Dennis Jr. and Imalia ... Played soccer and skateboarded until learning basketball at age 11 ... Was the only active NBA player to participate in the NBA's annual ping-pong tournament during NBA Summer League in Las Vegas in 2014, which benefitted the St. Jude Children's Hospital ... Favorite food is chicken alfredo ... Favorite movie is "I Am Legend" and favorite TV show is "Two and a Half Men" ... Likes listening to R&B and Hip-Hop ... Top vacation destinations are Gambia and South Africa



COLE SWIDER

Height: 6'9

Weight: 220

Born: 5/8/99 (Providence, RI)

High School: St. Andrew's School (Barrington, RI)

College: Syracuse

Experience: Rookie

20

COLLEGIATE CAREER STATISTICS

Year	Team	G	GS	MIN	FG	FGA	PCT	3FG	3FGA	PCT	FT	FTA	PCT	OFF	DEF	TOT	A	PF	STL	TO	BLK	PTS	AVG
18-19	Villanova	21	0	201	24	64	.375	13	46	.283	12	19	.632	10	16	26	12	26	3	9	1	73	3.5
19-20	Villanova	31	15	573	72	163	.442	38	108	.352	6	9	.667	22	69	91	18	52	6	24	10	188	6.1
20-21	Villanova	25	2	473	49	115	.426	35	87	.402	9	12	.750	15	54	69	27	31	13	10	2	142	5.7
21-22	Syracuse	33	33	1140	160	364	.440	81	197	.411	58	67	.866	40	183	223	45	78	32	45	12	459	13.9
TOTALS		110	50	2387	305	706	.432	167	438	.381	85	107	.794	87	322	409	102	187	54	88	25	862	7.8

CAREER HIGHS

COLLEGIATE SINGLE-GAME HIGHS

Points 36, 2/28/22, Syracuse at UNC
 Minutes 43, 2/28/22, Syracuse at UNC
 Field Goals 14, 2/28/22, Syracuse at UNC
 Field Goal Attempts 21, 2/28/22, Syracuse at UNC
 Three-Point Field Goals 7, 2/28/22, Syracuse at UNC
 Three-Point Attempts 13, 12/4/21, Syracuse at Florida State
 Free Throws 7, 11/30/21, Syracuse vs. Indiana
 Free Throw Attempts 9, 11/30/21, Syracuse vs. Indiana
 Offensive Rebounds 4, 1/1/22, Syracuse vs. Virginia (3 times)
 Defensive Rebounds 11, 1/8/22, Syracuse at Wake Forest
 Rebounds 14, 1/8/22, Syracuse at Wake Forest
 Assists 6, 12/11/21, Syracuse at Georgetown
 Steals 5, 11/14/21, Syracuse vs. Drexel
 Blocks 3, 12/7/21, Syracuse vs. Villanova

AT A GLANCE

- Appeared in 110 games at Syracuse and Villanova, averaging 7.8 points and 3.7 rebounds in 21.7 minutes
- Shot 38.1 percent (167-438) from three-point range in college
- Signed a two-way contract with the Lakers on July 1, 2022

COLE SWIDER

HOW ACQUIRED: Signed a two-way contract with the Los Angeles Lakers on 7/1/22

COLLEGE: Appeared in 110 games (50 starts), averaging 7.8 points, 3.7 rebounds and 0.9 assists in 21.7 minutes ... Shot 43.2 percent from the field (305-706) for his career and 38.1 percent from three-point range (167-438) ... Scored in double figures in 35 games, including six games with 20+ points ... Tallied six career double-doubles ... Made multiple three pointers in 47 games, including twelve games with 4+ threes ... **2021-22 (Syracuse):** Appeared in 33 games (all starts), averaging 13.9 points, 6.8 rebounds and 1.4 assists in 34.5 minutes ... Shot 44.0 percent from the field, 41.1 percent from three and 86.6 percent from the free-throw line ... Scored in double figures in 24 games, including five contests with 20+ points ... Recorded a career-high 36 points (14-21 FG, 7-11 3PT) on 2/28/22 at UNC ... Tallied six double-doubles, including a 28-point, 13-rebound performance vs. Florida State in the first round of the 2022 ACC Tournament on 3/9 ... **2020-21 (Villanova):** Appeared in 25 games (two starts), averaging 5.7 points, 2.8 rebounds and 1.1 assists in 18.9 minutes ... Shot 40.2 percent from three-point range (35-87) ... Scored in double figures in two games ... Had a season-best 13 points with three buckets from beyond the arc in Villanova's victory over Hartford on 12/1 ... **2019-20 (Villanova):** Appeared in 31 games (15 starts), averaging 6.1 points and 2.9 rebounds in 18.5 minutes ... Shot 44.2 percent from the field (72-163) ... Began the season with 18 points and six rebounds in a 97-54 win against Army West Point on 11/5 in which he connected on 6-of-9 from the field and 4-of-6 from three ... Followed up the performance with a season-best 26 points and added seven rebounds in a 98-69 victory against Middle Tennessee in the Myrtle Beach Invitation-al on 11/21 ... **2018-19 (Villanova):** Appeared in 21 games off the bench, averaging 3.5 points and 1.2 rebounds in 9.6 minutes ... Tallied a season-high 11 points, which featured three three-pointers, when the Wildcats defeated Canisius on 11/22

PERSONAL: Son of Jeff and Jenny Swider ... His sister, Kylie, is a junior on the Villanova basketball squad ... Majored in communication and rhetorical studies in the College of Visual and Performing Arts ... 2016-17 Rhode Island Gatorade Player of the Year as a junior ... Averaged 26.5 points, 11.2 rebounds, 3.1 assists, 1.9 steals and 1.3 blocks per game for St. Andrew's ... Member of the USA Junior National Team that competed in the 2018 Nike Hoop Summit



JUAN TOSCANO-ANDERSON

Height: 6'6

Weight: 209

Born: 4/10/93 (Oakland, CA)

High School: Castro Valley (Castro Valley, CA)

College: Marquette

Experience: 3 years pro

95

CAREER REGULAR SEASON STATISTICS

Year	Team	G	GS	MIN	FG	FGA	PCT	3FG	3FGA	PCT	FT	FTA	PCT	OFF	DEF	TOT	A	PF	DQ	STL	TO	BLK	PTS	AVG
19-20	GSW	13	6	272	29	63	.460	8	23	.348	3	5	.600	9	43	52	26	30	1	13	16	5	69	5.3
20-21	GSW	53	16	1107	121	209	.579	37	92	.402	22	31	.710	29	205	234	150	111	0	41	61	26	301	5.7
21-22	GSW	73	6	994	115	235	.489	28	87	.322	40	70	.571	28	148	176	127	115	0	48	68	17	298	4.1
TOTALS		139	28	2373	265	507	.523	73	202	.361	65	106	.613	66	396	462	303	256	1	102	145	48	668	4.8

CAREER POSTSEASON STATISTICS

Year	Team	G	GS	MIN	FG	FGA	PCT	3FG	3FGA	PCT	FT	FTA	PCT	OFF	DEF	TOT	A	PF	DQ	STL	TO	BLK	PTS	AVG
21-22	GSW	14	0	49	4	10	.400	2	5	.400	1	3	.333	0	10	10	8	3	0	2	8	1	11	0.8
TOTALS		14	0	49	4	10	.400	2	5	.400	1	3	.333	0	10	10	8	3	0	2	8	1	11	0.8

CAREER HIGHS

REGULAR SEASON SINGLE-GAME HIGHS

Points 20, 4/15/21, Golden State at Cleveland
 Minutes 40, 2/4/21, Golden State at Dallas
 Field Goals 8, 4/15/21, Golden State at Cleveland
 Field Goal Attempts 14, 2/9/21, Golden State at San Antonio
 Three-Point Field Goals 3, 4/15/21, Golden State at Cleveland (5 times)
 Three-Point Attempts 6, 5/8/21, Golden State vs. Oklahoma City
 Free Throws 4, 2/15/21, Golden State vs. Cleveland
 Free Throw Attempts 4, 4/29/21, Golden State at Minnesota (3 times)
 Offensive Rebounds 5, 2/9/21, Golden State at San Antonio
 Defensive Rebounds 10, 2/8/21, Golden State at San Antonio (twice)
 Rebounds 11, 2/8/21, Golden State at San Antonio
 Assists 9, 5/14/21, Golden State vs. New Orleans
 Steals 4, 5/10/21, Golden State vs. Utah (twice)
 Blocks 5, 5/1/21, Golden State at Houston

POSTSEASON SINGLE-GAME HIGHS

Points 5, 5/11/22, Golden State at Memphis
 Minutes 16, 5/11/22, Golden State at Memphis
 Field Goals 2, 5/11/22, Golden State at Memphis
 Field Goal Attempts 5, 5/11/22, Golden State at Memphis
 Three-Point Field Goals 1, 5/11/22, Golden State at Memphis (twice)
 Three-Point Attempts 3, 5/11/22, Golden State at Memphis
 Free Throws 1, 4/18/22, Golden State vs. Denver
 Free Throw Attempts 2, 4/18/22, Golden State vs. Denver
 Offensive Rebounds N/A
 Defensive Rebounds 5, 5/11/22, Golden State at Memphis
 Rebounds 5, 5/11/22, Golden State at Memphis
 Assists 2, 6/5/22, Golden State vs. Boston (3 times)
 Steals 2, 5/18/22, Golden State vs. Dallas (twice)
 Blocks 1, 5/11/22, Golden State at Memphis

AT A GLANCE

- One-time NBA Champion (2022)
- Appeared in 139 career games with the Golden State Warriors, averaging 4.8 points, 3.3 rebounds and 2.2 assists in 17.1 minutes
- Signed with the Lakers on July 1, 2022

JUAN TOSCANO-ANDERSON

HOW ACQUIRED: Signed with the Lakers on July 1, 2022

2021-22: (Golden State Warriors): NBA Champion ... Appeared in 73 games (six starts), averaging 4.1 points, 2.4 rebounds and 1.7 assists in 13.6 minutes per game ... Scored in double figures seven times, including one outing with 17 points on 7-8 field-goal shooting vs. Phoenix on 12/3/21 ... Shot 48.9 percent from the field ... Collected 10 rebounds to go with nine points on 12/18 at Toronto ... DNP-CD eight times ... Inactive once (1/6) ... **Playoffs:** Appeared in 14 games, averaging 0.8 points and 0.7 rebounds in 3.5 minutes

CAREER: One-time NBA Champion (2022) ... Has appeared in 139 NBA games (28 starts) for the Warriors, averaging 4.8 points, 3.3 rebounds and 2.2 rebounds in 17.1 minutes per game ... Scored in double figures 19 times, including one 20-point performance on 4/15/21 at Cleveland ... Shot 52.3 percent from the field and 36.1 percent from three-point range ... Recorded 10+ rebounds three times ... **Playoffs:** Appeared in 14 games for the Warriors, averaging 0.8 points and 0.7 rebounds in 3.5 minutes ... **NBA G League:** Appeared in 38 games (all starts), averaging 18.1 points, 6.2 rebounds, 4.0 assists and 1.4 steals in 29.8 minutes ... Scored in double figures 32 times, including 13 games with 20+ points and four 30-point outings ... Tallied four double-doubles ... **Career Transactions:** Signed an Exhibit 10 contract with the Golden State Warriors on September 10, 2021 ... Waived by the Warriors on October 19, 2019 ... Signed a contract for the rest of the season with Golden State on February 7, 2020 ... Waived by the Warriors on December 19, 2020 ... Signed a two-way contract with Golden State on December 21, 2020 ... Converted from a two-way contract to a regular contract by the Warriors on May 13, 2021 ... Signed a contract with the Los Angeles Lakers on July 1, 2022

2020-21: (Golden State Warriors): Appeared in 53 games (16 starts), averaging 5.7 points, 4.4 rebounds and 2.8 assists in 20.9 minutes per game ... As a starter, appeared in 16 games, averaging 7.5 points (.571 FG%, .419 3P%), 5.6 rebounds and 3.2 assists per game ... Scored in double figures 10 times, including one game with 20 points on 8-9 field-goal shooting at Cleveland on 4/15 ... Had multiple steals in 10 games ... Recorded two performances with 10+ rebounds ... Shot 57.9 percent from the field and 71.0 percent from the free-throw line ... On 5/1 at Houston, recorded career-highs in blocks (5) and steals (4) to go along with six points, six rebounds and four assists in 34 minutes off the bench ... DNP-CD five times ... Inactive 15 times ... Missed one game (4/9) due to left elbow soreness ... Missed two games (4/19, 4/21) due to concussion protocol ... **(Play-In):** Appeared in two games, averaging 6.5 points, 6.5 rebounds, 2.5 assists and 1.0 blocks in 28.8 minutes

2019-20: (Golden State Warriors): Appeared in 13 games (six starts), averaging 5.3 points, 4.0 rebounds and 2.0 assists in 20.9 minutes per game ... Shot 46.0% from the field and 34.8% from three-point range ... Dropped a season-high 16 points (6-10 FG, 3-5 FG) to go with eight rebounds, three assists and two blocks in 27 minutes vs. New Orleans on 2/23 ... Recorded 10 points and five assists in 24 minutes off the bench vs. Houston on 2/20 ... **NBA G League:** (Santa Cruz Warriors): Appeared in 31 games (12 starts), averaging 12.5 points, 9.0 rebounds, 2.5 assists and 1.4 steals in 29.0 minutes per game ... Shot 49.4% from the field ... Scored in double digits 21 times, including three games with 20+ points ... Tallied 11 double-doubles ... Recorded a 24-point, 14-rebound double-double at on 12/19 at Northern Arizona

2018-19: NBA G League: (Santa Cruz Warriors): Appeared in 43 games (16 starts), averaging 7.2 points, 7.0 rebounds, 2.2 assists and 1.3 steals per game for the Pacific Division Champions ... Averaged 10.0 points, 7.0 rebounds, 1.0 assists and 1.0 steals per game in two NBA G League playoff games ... Recorded five double-doubles ... Led the Warriors in rebounding a team-high 14 times

COLLEGE: Appeared in 121 games (77 starts), averaging 3.8 points, 3.3 rebounds and 1.0 assists in 15.4 minutes ... Scored in double figures in 14 games, including two games with 20+ points ... **2014-15 (Marquette):** Started 27 of 31 games, averaging 8.3 points, 5.7 rebounds and 1.7 assists in 28.5 minutes per game ... Scored in double figures in 10 games, including two games with 20+ points ... Scored a career-high 23 points (11-15 FG) with eight rebounds on 11/22 vs. Omaha ... Shot 49.0 percent from the field ... Grabbed 10+ rebounds in three games ... Was Marquette's leading rebounder with 5.7 boards per game and also recorded the second-most total blocks (12) and the third-most total steals (35) on the team ... **2013-14 (Marquette):** Started 19 of 31 games, averaging 3.2 points, 3.3 rebounds and 1.0 assists in 13.5 minutes ... Shot 73.1 percent from the free-throw line ... Scored in double figures four times ... Recorded six steals on 12/17 vs. Ball State ... **2012-13 (Marquette):** Started 31 of 35 games, averaging 2.7 points and 2.9 rebounds in 13.0 minutes ... Tallied nine points and nine rebounds in a home victory over Colgate on 11/11 ... Had six games with 5+ boards ... **2011-12 (Marquette):** Appeared in 24 games, averaging 0.7 points and 0.8 rebounds in 4.5 minutes per game ... Scored in eight games

PERSONAL: Son of Patricia Toscano... Has three siblings, Avery, Andrew and Ariana ... Hometown is Oakland, California ... Attended Castro Valley High School ... Majored in criminology and law studies at Marquette ... Wore #95 for Golden State, the highest number ever assigned by the club (previously #77, Vladimir Radmanović) ... On June 6, 2020, organized second "Walking in Unity" march in Oakland (from Frank H. Ogawa Plaza to the Lake Merritt Amphitheater), with several of his Warriors teammates joining him ... In 2020-21 was one of five finalists for the NBA's inaugural Kareem Abdul-Jabbar Social Justice Champion award which recognizes a current NBA player for pursuing social justice ... One of two Mexican-American basketball players to win an NBA Championship



LONNIE WALKER IV

Height: 6'4
Weight: 205
Born: 12/14/98 (Reading, PA)
High School: Reading High School (Reading, PA)
College: Miami (FL)
Experience: 4 years pro

4

CAREER REGULAR SEASON STATISTICS

Year	Team	G	GS	MIN	FG	FGA	PCT	3FG	3FGA	PCT	FT	FTA	PCT	OFF	DEF	TOT	A	PF	DQ	STL	TO	BLK	PTS	AVG
18-19	SAS	17	0	118	16	46	.348	5	13	.385	8	10	.800	0	17	17	9	7	0	7	4	3	45	2.6
19-20	SAS	61	12	988	152	357	.426	41	101	.406	44	61	.721	23	116	139	68	78	0	32	44	14	389	6.4
20-21	SAS	60	38	1522	256	609	.420	100	282	.355	57	70	.814	14	141	155	101	101	0	29	65	15	669	11.2
21-22	SAS	70	6	1612	311	764	.407	111	353	.314	116	148	.784	18	163	181	152	98	0	44	71	19	849	12.1
TOTALS		208	56	4240	735	1776	.414	257	749	.343	225	289	.779	55	347	492	330	284	0	112	184	51	1952	9.4

CAREER POSTSEASON STATISTICS

Year	Team	G	GS	MIN	FG	FGA	PCT	3FG	3FGA	PCT	FT	FTA	PCT	OFF	DEF	TOT	A	PF	DQ	STL	TO	BLK	PTS	AVG
18-19	SAS	6	0	21	3	8	.375	0	1	.000	0	0	---	0	2	2	3	0	0	0	0	0	6	1.0
TOTALS		6	0	21	3	8	.375	0	1	.000	0	0	---	0	2	2	3	0	0	0	0	0	6	1.0

CAREER HIGHS

REGULAR SEASON SINGLE-GAME HIGHS

Points 31, 3/20/21, San Antonio at Milwaukee
 Minutes 37, 3/1/21, San Antonio vs. Brooklyn
 Field Goals 13, 3/20/21, San Antonio at Milwaukee
 Field Goal Attempts 21, 1/30/22, San Antonio at Phoenix (twice)
 Three-Point Field Goals 5, 3/3/22, San Antonio vs. Sacramento (4 times)
 Three-Point Attempts 11, 3/3/22, San Antonio vs. Sacramento
 Free Throws 7, 1/12/21, San Antonio at Oklahoma City
 Free Throw Attempts..... 9, 3/11/22, San Antonio vs. Utah
 Offensive Rebounds 3, 1/30/22, San Antonio at Phoenix (twice)
 Defensive Rebounds 7, 11/12/21, San Antonio vs. Dallas (3 times)
 Rebounds 8, 5/8/21, San Antonio at Portland
 Assists 6, 1/14/22, San Antonio vs. Cleveland (4 times)
 Steals 3, 2/3/22, San Antonio vs. Miami (4 times)
 Blocks 3, 2/1/22, San Antonio vs. Golden State (twice)

POSTSEASON SINGLE-GAME HIGHS

Points 2, 4/25/19, San Antonio vs. Denver (3 times)
 Minutes 12, 4/23/19, San Antonio at Denver
 Field Goals 1, 4/25/19, San Antonio vs. Denver
 Field Goal Attempts 3, 4/23/19, San Antonio at Denver
 Three-Point Field Goals N/A
 Three-Point Attempts 1, 4/20/19, San Antonio vs. Denver
 Free Throws N/A
 Free Throw Attempts..... N/A
 Offensive Rebounds N/A
 Defensive Rebounds 1, 4/23/19, San Antonio at Denver (twice)
 Rebounds 1, 4/23/19, San Antonio at Denver (twice)
 Assists 2, 4/20/19, San Antonio vs. Denver
 Steals N/A
 Blocks N/A

AT A GLANCE

- Appeared in 208 games for the San Antonio Spurs, averaging 9.4 points, 2.4 rebounds and 1.6 assists in 20.4 minutes
- Shot 34.3 percent from three-point range throughout his career
- Signed with the Lakers on July 6, 2022

LONNIE WALKER IV

HOW ACQUIRED: Signed with the Lakers on July 6, 2022

2021-22: (San Antonio Spurs): Appeared in 70 games (six starts), averaging 12.1 points, 2.6 rebounds and 2.2 assists in 23.0 minutes ... Led the Spurs in scoring seven times, steals nine times and blocks five times ... Scored in double figures 45 times, including 15 games with 20+ points and one 30-point performance ... Scored a season-high 30 points (12-20 FG) with two rebounds, two assists and one steal on 3/3 vs. Sacramento ... Finished with seven points, two rebounds, two assists and a season-best three steals on 2/3 vs. Miami ... Tallied 11 points, one rebound, four assists, one steal and a season-best three blocks on 2/1 vs. Golden State ... Missed one game (12/15) with gastroenteritis, three games (1/1-1/5) due to health and safety protocols, one game (2/4) due to right knee soreness, one game (3/7) due to a stomach illness, two games (3/20-3/23) due to low back spasms and four games (3/26-3/28, 4/7, 4/10) due to low back tightness ... **(Play-In):** Appeared in one game, totaling 12 points and one rebound in 17 minutes

CAREER: Has appeared in 208 NBA games (56 starts) for the Spurs, averaging 9.4 points, 2.4 rebounds and 1.6 assists in 20.4 minutes ... Shot 34.3 percent (257-749) from three-point range ... Scored in double figures 95 times, including 21 games with 20+ points and two 30-point outings ... **Playoffs:** Appeared in six games for San Antonio, averaging 1.0 point in 3.5 minutes ... **NBA G League:** Appeared in 29 games (28 starts) for the Austin Spurs, averaging 16.6 points, 2.9 rebounds, 1.8 assists and 1.2 steals in 27.3 minutes per game ... Shot 35.8 percent (34-95) from three-point range ... Scored in double figures in 25 games, including 12 games with 20+ points and one 30-point performance ... **Career Transactions:** Selected by the San Antonio Spurs with the 18th overall pick in the 2018 NBA Draft ... Signed with the Spurs on July 11, 2018 ... Signed with the Los Angeles Lakers on July 6, 2022

2020-21: (San Antonio Spurs): Appeared in 60 games (38 starts), averaging 11.2 points, 2.6 rebounds and 1.7 assists in 25.4 minutes ... Shot 35.5 percent (100-282) from three-point range ... Scored in double figures 34 times, including five games with 20+ points and one 30-point performance ... Finished with 18 points, a career-high eight rebounds and one assist on 5/8 at Portland ... Scored a career-high 31 points (5-9 3FG) with six rebounds, one assist and two steals on 3/20 at Milwaukee ... Had 19 points (5-10 3FG), four rebounds, four assists, one steal and two blocks on 3/1 vs. Brooklyn ... Recorded 25 points, three rebounds, four assists, one steal and one block on 1/10 at Minnesota ... Missed two games (2/6-2/8) with a stomach illness and nine games (3/24-4/7) with right wrist soreness ... DNP-CD once (3/19) ... **(Play-In):** Appeared in one game, totaling eight points, five rebounds, one assist and one steal in 17 minutes

2019-20: (San Antonio Spurs): Appeared in 61 games (12 starts), averaging 6.4 points, 2.3 rebounds and 1.1 assists in 16.2 minutes ... Shot 40.6 percent (41-101) from three-point range ... Scored in double figures 15 times, including one game with 20+ points ... Finished with seven points, six rebounds, a season-high six assists and one block on 8/9 at New Orleans ... Notched 12 points, three rebounds, two assists and a season-best three blocks on 2/26 vs. Dallas ... Scored a season-best 28 points (10-18 FG) with four rebounds, three steals and one block on 12/3 vs. Houston ... DNP-CD eight times ... Missed two games (3/8-3/10) with a left shin contusion

2018-19: (San Antonio): Appeared in 17 games, averaging 2.6 points and 1.0 rebound in 6.9 minutes ... Scored in double figures once ... Scored a season-best 16 points (6-11 FG) with two rebounds on 4/3 at Denver ... Made NBA debut on 1/3 vs. Toronto, totaling three points and one rebound in five minutes ... Missed 20 games (10/17-11/26) due to a right medial meniscus tear ... DNP-CD 12 times ... Playoffs: Appeared in six games, averaging 1.0 point in 3.5 minutes ... DNP once ... NBA G League: (Austin Spurs): Appeared in 29 games (28 starts), averaging 16.6 points, 2.9 rebounds, 1.8 assists and 1.2 steals in 27.3 minutes per game ... Shot 35.8 percent (34-95) from three-point range ... Scored in double figures in 25 games, including 12 games with 20+ points and one 30-point performance ... Scored a season-high 34 points with one rebound, two assists and one steal on 1/5 vs. Memphis

COLLEGE: 2017-18 (Miami (FL)): ACC All-Freshman Team honoree ... Selected to the All-ACC Academic Team ... Two-time ACC Rookie of the Week ... Appeared in 32 games (18 starts), averaging 11.5 points, 2.6 rebounds and 1.9 assists in 27.8 minutes ... Was the first freshman to lead Miami in scoring since Darius Rice in 2001 ... Scored in double figures 18 times, including three games with 20+ points ... Scored a season-high 26 points with seven rebounds and two assists on 12/5 vs. Boston University ... Finished with 10 points, two rebounds and five assists in his collegiate debut on 11/10 vs. Gardner-Webb

PERSONAL: Son of Lonnie Walker III and Tamica Wall ... Named a McDonald's All-American in 2017 ... As a senior at Reading High, led the school to its first Pennsylvania 61 High School State Championship ... Left Reading High School as the program's all-time leading scorer



Guard

RUSSELL WESTBROOK

Height: 6'3
Weight: 200
Born: 11/12/88 (Long Beach, CA)
High School: Leuzinger (Lawndale, CA)
College: UCLA
Experience: 14 years pro



CAREER REGULAR SEASON STATISTICS

Year	Team	G	GS	MIN	FG	FGA	PCT	3FG	3FGA	PCT	FT	FTA	PCT	OFF	DEF	TOT	A	PF	DO	STL	TO	BLK	PTS	AVG
08-09	OKC	82	65	2668	436	1095	.398	35	129	.271	349	428	.815	178	221	399	435	191	0	110	274	16	1256	15.3
09-10	OKC	82	82	2813	485	1160	.418	23	104	.221	329	422	.780	143	258	401	652	204	2	108	268	34	1322	16.1
10-11	OKC	82	82	2847	614	1390	.442	34	103	.330	531	631	.842	121	258	379	670	207	2	155	316	30	1793	21.9
11-12	OKC	66	66	2331	578	1266	.457	62	196	.316	340	413	.823	96	205	301	362	147	0	112	239	21	1558	23.6
12-13	OKC	82	82	2861	673	1535	.438	97	300	.323	460	575	.800	111	317	428	607	189	0	145	273	24	1903	23.2
13-14	OKC	46	46	1412	346	791	.437	68	214	.318	242	293	.826	55	208	263	319	104	1	88	177	7	1002	21.8
14-15	OKC	67	67	2302	627	1471	.426	86	288	.299	546	654	.835	124	364	488	574	184	2	140	293	14	1886	28.1
15-16	OKC	80	80	2750	656	1444	.454	101	341	.296	465	573	.812	145	481	626	834	200	2	163	342	20	1878	23.5
16-17	OKC	81	81	2802	824	1941	.425	200	583	.343	710	840	.845	137	727	864	840	190	0	132	438	31	2558	31.6
17-18	OKC	80	80	2914	757	1687	.449	97	326	.298	417	566	.737	152	652	804	820	200	1	147	381	20	2028	25.4
18-19	OKC	73	73	2630	630	1473	.428	119	411	.290	296	451	.656	109	698	807	784	245	5	142	325	33	1675	22.9
19-20	HOU	57	57	2049	604	1281	.472	55	213	.258	290	380	.763	100	351	451	401	200	2	93	255	20	1553	27.2
20-21	WAS	65	65	2369	544	1238	.439	86	273	.315	271	413	.656	109	641	750	763	190	2	89	312	23	1445	22.2
21-22	LAL	78	78	2678	548	1233	.444	79	265	.298	266	399	.667	110	470	580	550	235	2	75	295	20	1441	18.5
TOTALS		1021	1004	35426	8322	19005	.438	1142	3746	.305	5512	7038	.783	1690	5851	7541	8611	2686	21	1699	4188	313	23298	22.8

CAREER POSTSEASON STATISTICS

Year	Team	G	GS	MIN	FG	FGA	PCT	3FG	3FGA	PCT	FT	FTA	PCT	OFF	DEF	TOT	A	PF	DO	STL	TO	BLK	PTS	AVG
09-10	OKC	6	6	212	43	91	.473	5	12	.417	32	38	.842	10	26	36	36	13	0	10	14	1	123	20.5
10-11	OKC	17	17	638	135	343	.394	14	48	.292	121	142	.852	36	55	91	108	56	1	24	78	6	405	23.8
11-12	OKC	20	20	767	177	407	.435	18	65	.277	89	111	.802	22	87	109	117	49	0	31	45	8	461	23.1
12-13	OKC	2	2	68	17	41	.415	2	9	.222	12	14	.857	1	12	13	14	5	0	6	8	0	48	24.0
13-14	OKC	19	19	735	167	398	.420	28	100	.280	145	164	.884	45	93	138	153	62	0	41	83	6	507	26.7
15-16	OKC	18	18	674	159	393	.405	34	105	.324	116	140	.829	41	83	124	198	43	0	46	78	2	468	26.0
16-17	OKC	5	5	194	59	152	.388	13	49	.265	56	70	.800	9	49	58	54	16	0	12	30	2	187	37.4
17-18	OKC	6	6	235	64	161	.398	15	42	.357	33	40	.825	11	61	72	45	21	0	9	31	0	176	29.3
18-19	OKC	5	5	197	40	111	.360	11	34	.324	23	26	.885	7	37	44	53	19	0	5	23	3	114	22.8
19-20	HOU	8	8	262	59	140	.421	8	33	.242	17	32	.531	11	45	56	37	23	0	12	30	2	143	17.9
20-21	WAS	5	5	186	28	84	.333	5	20	.250	34	43	.791	14	38	52	59	17	0	2	21	1	95	19.0
TOTALS		111	111	4168	948	2321	.408	153	517	.296	678	820	.827	207	586	793	874	324	1	198	441	31	2727	24.6

RUSSELL WESTBROOK

CAREER HIGHS

REGULAR SEASON SINGLE-GAME HIGHS

Points	58, 3/7/17, Oklahoma City vs. Portland
Minutes	52, 12/15/17, Oklahoma City at Phila.
Field Goals	21, 3/29/17, OKC at Orlando (3 times)
Field Goal Attempts	44, 10/28/16, Oklahoma City vs. Phoenix
Three-Point Field Goals	8, 4/5/17, OKC at Memphis (twice)
Three-Point Attempts	16, 3/2/17, Oklahoma City at Portland
Free Throws	20, 2/1/09, Oklahoma City at Sac.
Free Throw Attempts	22, 3/18/15, OKC vs. Boston (twice)
Offensive Rebounds	8, 2/11/09, Oklahoma City at Portland
Defensive Rebounds	18, 4/21/21, Wash. vs. Golden St. (twice)
Rebounds	21, 5/3/21, Washington vs. Indiana
Assists	24, 5/3/21, Washington vs. Ind. (twice)
Steals	8, 2/6/10, Oklahoma City at Golden St.
Blocks	4, 3/25/21, Washington at N.Y. (twice)

POSTSEASON SINGLE-GAME HIGHS

Points	51, 4/19/17, Oklahoma City at Houston
Minutes	51, 5/9/11, Oklahoma City at Memphis
Field Goals	20, 6/19/12, Oklahoma City at Miami
Field Goal Attempts	43, 4/27/18, Oklahoma City at Utah
Three-Point Field Goals	7, 4/27/18, Oklahoma City at Utah
Three-Point Attempts	19, 4/27/18, Oklahoma City at Utah
Free Throws	17, 5/31/14, Oklahoma City vs. S.A.
Free Throw Attempts	18, 4/19/17, OKC at Houston (3 times)
Offensive Rebounds	6, 5/31/21, Washington vs. Phila (4 times)
Defensive Rebounds	15, 5/31/21, Washington vs. Philadelphia
Rebounds	21, 5/31/21, Washington vs. Philadelphia
Assists	16, 5/3/14, Oklahoma City vs. Memphis
Steals	7, 5/16/16, Oklahoma City at Golden St.
Blocks	2, 4/23/19, OKC at Portland (5 times)

AT A GLANCE

- One-time NBA Most Valuable Player (2016-17)
- NBA's all-time leader in triple-doubles (194)
- Has appeared in 1,021 NBA games (1,004 starts) for the Lakers, Wizards, Rockets and Thunder
- Owns career averages of 22.8 points, 7.4 rebounds, 8.4 assists and 1.7 steals in 34.7 minutes per game
- Nine-time NBA All-Star and two-time All-Star Game MVP
- Nine-time All-NBA honoree, including two First Team selections
- One-time Olympic gold medal winner with Team USA (2012)
- Selected by the Seattle SuperSonics with the fourth overall selection in the 2008 NBA Draft

HOW ACQUIRED: Acquired by the Lakers along with three second round picks as part of a five-team trade on August 6, 2021

2021-22: (Los Angeles Lakers): Appeared in 78 games (all starts), averaging 18.5 points, 7.4 rebounds, 7.1 as-sists and 1.0 steals in 34.3 minutes ... Scored in double figures 68 times, including 35 games with 20+ points and five 30-point games ... Tallied 28 double-doubles, including 10 triple-doubles ... Led the team in scoring six times, rebounds 23 times, assists 45 times, steals 17 times and blocks six times ... Tallied his 10th triple-double of the season with 22 points, 10 rebounds, 10 assists and one steal on 3/18 at Toronto, including a three-pointer with 0.9 seconds remaining to send the game to overtime ... Finished with five points, three rebounds, nine assists, one steal and one block on 3/11 vs. Washington, passing Andre Miller for 11th on the NBA's all-time assists list ... Scored a season-high 35 points with four rebounds and five assists on 1/28 at Charlotte, scoring 30 points in the second half ... Had his 20th double-double of the season on 1/21 at Orlando, finishing with 18 points, 11 rebounds, seven assists and three steals ... Tallied his first triple-double of the season on 10/27 at Oklahoma City, finishing with 20 points, 14 rebounds and 13 assists ... Finished with 33 points, 10 rebounds, eight assists and three steals on 10/25 at San Antonio ... In his Lakers debut, tallied eight points, five rebounds and four assists on 10/19 vs. Golden State ... Missed one game (2/9) due to lower back tightness and three games (4/7-4/10) due to right shoulder soreness

CAREER: 2016-17 NBA Most Valuable Player ... Helped lead the United States to a gold medals at the 2012 London Olympics and a gold medal at the 2010 FIBA World Cup in Turkey ... Member of the NBA's 75th Anniversary Team ... Nine-time All-NBA honoree (First Team in 2016 & 2017; Second Team in 2010-13, 2015 & 2018; Third Team in 2019 & 2020) ... Nine-time NBA All-Star, including two times as a starter, averaging 21.6 points, 5.2 rebounds, 3.8 assists and 1.4 steals in 22.4 minutes ... Two-time All-Star Game MVP (2015 & 2016) ... Has been selected Western Conference Player of the Month eight times and has been named Western Conference Player of the Week 19 times ... Named Eastern Conference Player of the Month once and Eastern Conference Player of the Week once ... Named Western Conference Rookie of the Month twice ... Two-time scoring champion (2015 & 2017) and three-time assists champion (2018, 2019 & 2021) ... 2009 All-Rookie First Team selection ... Has appeared in 1,021 games (1,004 starts) for the Thunder, Rockets, Wizards and Lakers ... Owns career averages of 22.8 points, 7.4 rebounds, 8.4 assists and 1.7 steals in 34.7 minutes ... One of only two players in NBA history to average a triple-double for an entire season, having done so in 2017, 2018, 2019 and 2021 ... NBA's all-time leader in triple-doubles (194) ... Scored in double figures in 972 games, including 634 games with 20+, 226 games with 30+, 50 games with 40+ and five games with 50+ points ... Recorded double-digit rebounds in 305 games, including 56 games with 15+ and four games with 20+ rebounds ... Had double-digit assists in 380 games, including 65 games with 15+ and eight games with 20+ assists ... Made multiple three-pointers in 304 games, including 23 games with 5+ triples and two games with eight three-pointers ... Had multiple steals in 502 games, including 32 games with 5+ takeaways and one game with a career-high eight steals ... Tallied 478 double-doubles, including 194 triple-doubles ... **Playoffs:** Has appeared in 111 playoff games (all starts) for the Thunder, Rockets and Wizards, averaging 24.6 points, 7.1 rebounds, 7.9 assists and 1.8 steals in 37.5 minutes ... Scored in double figures in 109 games, including 76 games with 20+, 27 games with 30+, seven games with 40+ and one 50-point game ... Made multiple three-pointers in 42 games, including three games with 5+ triples ... Had multiple steals in 61 games, including four games with 5+ takeaways ... Had double-digit rebounds in 25 games, including two games with 15+ and one game with 20+ boards ... Recorded double-digit assists in 36 games, including four games with 15+ assists ... Tallied 49 double-doubles, including 12 triple-doubles ... **Career Transactions:** Selected by the Seattle SuperSonics with the fourth overall pick in the 2008 NBA Draft ... Signed a multi-year contract with the Oklahoma City Thunder on January 19, 2012 ... Re-signed with the Thunder on August 4, 2016 ... Re-signed with the Thunder on September 29, 2017 ... Acquired by the Houston Rockets in exchange for Chris Paul and four first round picks on July 16, 2019 ... Acquired by the Washington Wizards in exchange for John Wall and a first round pick on December 2, 2020 ... Acquired by the Los Angeles Lakers along with three second round picks as part of a five-team trade that sent Kentavious Caldwell-Pope, Montrezl Harrell, Kyle Kuzma, Spencer Dinwiddie, Aaron Holiday, Isaiah Todd and a second round pick to the Wizards, sent Isaiah Jackson to the Indiana Pacers, sent Nikola Milutinovic and two second round picks to the Brooklyn Nets and sent Chandler Hutchison to the San Antonio Spurs on August 6, 2021

2020-21: (Washington Wizards): Appeared in 65 games (all starts), averaging 22.2 points, a career-high 11.5 rebounds, a league-leading and career-best 11.7 assists and 1.4 steals in 36.4 minutes ... Scored in double figures in 64 games, including 39 games with 20+, 10 games with 30+ and three 40-point outings ... Made multiple three-pointers in 23 games ... Had multiple steals in 28 games ... Recorded double-digit rebounds in 47 games, including 14 games with 15+ and two games with 20+ boards ... Had double-digit assists in 50 games, including 14 games with 15+ and three games with 20+ assists ... Tallied 59 double-doubles, including 38 triple-doubles ... Managed 28 points, 13 rebounds and 21 assists on 5/10 at Atlanta, passing Oscar Robertson to become the NBA's all-time leader in triple-doubles ... Recorded 33 points, 19 rebounds, 15 assists, one steal and two blocks on 5/8 at Indiana ... Had 14 points, a career-high 21 rebounds, a career-high-tying 24 assists, one steal and one block on 5/3 vs. Indiana ... Scored a season-best-tying 42 points (17-30) with 10 rebounds, nine assists and two steals on 5/1 at Dallas ... Finished with 14 points, 20 rebounds, 10 assists and three steals on 4/21 vs. Golden State ... Registered 35 points, 14 rebounds, 21 assists, two steals and one block on 3/29 vs. Indiana ... Tallied 13 points, 18 rebounds, nine assists, two steals and a career-high-tying four blocks on 3/25 at New York ... Recorded a season-best 42 points, 10 rebounds, 12 assists and two steals on 3/13 vs. Milwaukee ... Had 27 points (11-17 FG), 11 rebounds and 13 assists on 2/20 at Portland ... Missed five games (12/27, 1/1, 1/27, 2/3, 2/8) for rest and two games (1/9-1/11) with a left quad injury ... **Playoffs:** Appeared in five games (all starts), averaging 19.0 points, 10.4 rebounds and a playoff-career-high 11.8 assists in 37.2 minutes ... Scored in double figures in all five games, including two 20-point contests ... Tallied five double-doubles, including two triple-doubles ... Had 19 points, a playoff-career-high 21 rebounds, 14 assists and two steals on 5/31 vs. Philadelphia ... Scored 26 points with 12 rebounds and 10 assists on 5/29 vs. Philadelphia

2019-20: (Houston Rockets): All-NBA Third Team selection ... NBA All-Star ... Appeared in 57 games (all starts), averaging 27.2 points, 7.9 rebounds, 7.0 assists and 1.6 steals in 35.9 minutes ... Scored in double figures in all 57 games, including 48 games with 20+, 22 games with 30+ and four 40-point outings ... Made multiple three-pointers in 12 games ... Had multiple steals in 28 games ... Recorded double-digit rebounds in 18 games, including three games with 15+ boards ... Had double-digit assists in 12 games ... Tallied 22 double-doubles, including eight triple-doubles ... Scored a season-high 45 points (16-27 FG, 13-13 FT) with six rebounds, 10 assists and one steal on 1/24 at Minnesota ... Recorded 28 points, a season-best-tying 16 rebounds, eight assists, four steals and one block on 1/22 vs. Denver ... Scored 32 points (16-24 FG) with 11 rebounds, 12 assists and two steals on 1/20 vs. Oklahoma City ... Registered 34 points (13-17 FG), three rebounds, eight assists and two steals on 12/9 vs. Sacramento ... Managed 24 points, 14 rebounds, 11 assists, three steals and two blocks on 12/7 vs. Phoenix ... Finished with 28 points, 10 rebounds, a season-high 13 assists and one steal on 10/26 vs. New Orleans ... Had 24 points, a season-high 16 rebounds, seven assists, two steals and one block on 10/24 vs. Milwaukee in his Rockets debut ... Missed nine games (11/4, 11/16, 12/14, 12/29, 1/8, 1/14, 1/27, 2/7, 3/7) for rest, one game (2/4) with a sprained left thumb, one game (2/24) with a sore thumb and four games (8/6-8/9, 8/12-8/14) with a strained right quadriceps ... **Playoffs:** Appeared in eight games (all starts), averaging 17.9 points, 7.0 rebounds, 4.6 assists and 1.5 steals in 32.8 minutes ... Scored in double figures in seven games, including four games with 20+ and one 30-point game ... Tallied one double-double ... Had 30 points, eight rebounds, six assists, two steals and one block on 9/8 vs. Los Angeles ... Missed four games (8/18-8/24) with a strained right quadriceps

2018-19: (Oklahoma City Thunder): All-NBA Third Team selection ... NBA All-Star ... Appeared in 73 games (all starts), averaging 22.9 points, 11.1 rebounds, a league-leading 10.7 assists and 1.9 steals in 36.0 minutes, becoming the only player in NBA history to have led the league in scoring and assists in multiple seasons ... Scored in double figures in 70 games, including 47 games with 20+, 15 games with 30+ and five 40-point contests ... Made multiple three-pointers in 30 games, including six games with 5+ triples ... Had multiple steals in 36 games, including five games with 5+ takeaways ... Recorded double-digit rebounds in 50 games, including 11 games with 15+ and one game with 20 boards ... Had double-digit assists in 42 games, including 13 games with 15+ and two games with 20+ assists ... Tallied 57 double-doubles, including 34 triple-doubles ... Managed 20 points, a season-high 20 rebounds, 21 assists and three steals on 4/2 vs. Los Angeles, marking the second 20/20/20 game in NBA history (Wilt Chamberlain, 2/2/68) ... Recorded 43 points (15-29 FG), 15 rebounds, eight assists, two steals and one block on 2/22 vs. Utah ... Finished with a season-high 44 points (18-30 FG), 14 rebounds, 11 assists, one steal and two blocks on 2/14 at New Orleans ... Registered 29 points (10-12 FT), 10 rebounds, 14 assists and one steal on 1/22 vs. Portland ... Tallied 24 points, 13 rebounds, a career-high 24 assists and two steals on 1/10 at San Antonio ... Finished with 32 points, 11 rebounds, 11 assists and four steals on 12/31 vs. Dallas ... Scored 19 points with 11 rebounds, 17 assists and a season-best six steals on 12/19 at Sacramento ... Missed two games (10/16-10/19) while recovering from knee surgery, five games (11/7-11/14) with a sprained left ankle, one game (11/17) for personal reasons and one game (3/18) due to league suspension ... **Playoffs:** Appeared in five games (all starts), averaging 22.8 points, 8.8 rebounds, 10.6 assists and 1.0 steal in 39.4 minutes ... Scored in double figures in all five games, including three games with 20+ points and one 30-point game ... Tallied four double-doubles, including two triple-doubles ... Recorded 29 points, 11 rebounds, 14 assists, four steals and a playoff-career-high-tying two blocks on 4/23 at Portland ... Had 33 points, five rebounds, 11 assists and one block on 4/19 vs. Portland

2017-18: (Oklahoma City Thunder): All-NBA Second Team selection ... NBA All-Star starter ... Appeared in 80 games (all starts), averaging 25.4 points, 10.1 rebounds, a league-leading 10.3 assists and 1.8 steals in 36.4 minutes ... Became the first player in NBA history to lead the league in scoring and then assists in consecutive seasons ... Scored in double figures in 77 games, including 61 games with 20+, 27 games with 30+ and four 40-point contests ... Made multiple three-pointers in 27 games ... Had multiple steals in 47 games ... Recorded double-digit rebounds in 44 games, including 10 games with 15+ boards and one 20-rebound outing ... Had double-digit assists in 43 games, including eight games with 15+ and two games with 20+ assists ... Tallied 59 double-doubles, including 25 triple-doubles ... Had six points, a season-best 20 rebounds, 19 assists and two steals on 4/11 vs. Memphis ... Tallied his 100th career triple-double with 32 points, 12 rebounds, 12 assists, one steal and one block on 3/13 at Atlanta ... Recorded 20 points, nine rebounds, a season-best 21 assists, two steals and one block on 2/1 at Denver ... Scored a season-best 46 points (19-29 FG) with six rebounds, six assists and two steals on 1/25 vs. Washington ... Managed 23 points, nine rebounds, 20 assists and two steals on 1/20 at Cleveland ... Recorded 37 points (7-10 3FG), 11 rebounds, five assists and a season-best five steals on 11/29 at Orlando ... Managed 27 points (12-13 FT), six rebounds, five assists and three steals on 11/12 vs. Dallas ... Missed two games (2/8-2/11) with a sprained left ankle ... **Playoffs:** Appeared in six games (all starts), averaging 29.3 points, a playoff-career-high 12.0 rebounds, 7.5 assists and 1.5 steals in 39.2 minutes ... Shot 35.7 percent (15-42) from three-point range ... Scored in double figures in all six games, including four games with 20+ and two 40-point outings ... Tallied six double-doubles ... Had 46 points, 10 rebounds, five assists and two steals on 4/27 at Utah ... Finished with 45 points, 15 rebounds and seven assists on 4/25 vs. Utah

2016-17: (Oklahoma City Thunder): NBA Most Valuable Player ... All-NBA First Team selection ... NBA All-Star ... Appeared in 81 games (all starts), averaging a league-leading and career-best 31.6 points, 10.7 rebounds, 10.4 assists and 1.6 steals in 34.6 minutes, becoming the second player in NBA history to average a triple-double in a single season ... Shot a career-high 34.3 percent (200-583) from three-point range ... Scored in double figures in 80 games, including 72 games with 20+, 44 games with 30+, 18 games with 40+ and four 50-point contests ... Made multiple three-pointers in 55 games, including 11 games with 5+ and two games with eight triples ... Had multiple steals in 43 games ... Recorded double-digit rebounds in 54 games, including 12 games with 15+ boards ... Had double-digit assists in 50 games, including 10 games with 15+ and one game with 22 assists ... Tallied 62 double-doubles, including an NBA single-season record 42 triple-doubles ... Had 50 points, 16 rebounds, 10 assists and one steal on 4/9 at Denver ... Recorded 45 points (8-13 3FG), nine rebounds, 10 assists and four steals on 4/5 at Memphis ... Finished with 57 points (21-40 FG), 13 rebounds, 11 assists and three steals in 3/29 at Orlando ... Had 18 points (6-6 FG), 11 rebounds, 14 assists and two blocks on 3/22 vs. Philadelphia, becoming the first player in NBA history to record a triple-double without missing a field goal attempt ... Scored a career-high 58 points (21-39 FG, 13-16 FT) with three rebounds, nine assists, three steals and one block on 3/7 vs. Portland ... Had 48 points (17-18 FT), 17 rebounds, nine assists and three steals on 3/3 at Phoenix ... Recorded 17 points, a season-best-tying 18 rebounds, 17 assists and three steals on 2/24 vs. Los Angeles ... Scored 27 points with a season-high 18 rebounds, nine assists, one steal and two blocks on 2/6 at Indiana ... Registered 38 points (17-17 FT), 13 rebounds, 12 assists and three steals on 2/3 vs. Memphis ... Had 49 points (8-15 3FG), eight rebounds, five assists and two steals on 1/5 at Houston ... Managed 26 points, 11 rebounds, a season-high 22 assists, two steals and one block on 12/17 vs. Phoenix ... Recorded 51 points (15-20 FT), 13 rebounds, 10 assists and two steals on 10/28 vs. Phoenix ... Missed one game (4/11) for rest ... Playoffs: Appeared in five games (all starts), averaging a playoff-career-high 37.4 points, 11.6 rebounds, 10.8 assists and 2.4 steals in 38.8 minutes ... Scored 20+ points in all five games, including four games with 30+, two games with 40+ and one 50-point contest ... Tallied five double-doubles, including three triple-doubles ... Had 35 points, 14 rebounds, 14 assists, three steals and one block on 4/23 vs. Houston ... Scored a playoff-career-high 51 points (15-18 FT) with 10 rebounds, 13 assists, four steals and one block on 4/19 at Houston

2015-16: (Oklahoma City Thunder): All-NBA First Team selection ... NBA All-Star starter and All-Star Game MVP ... Appeared in 80 games (all starts), averaging 23.5 points, 7.8 rebounds, 10.4 assists and 2.0 steals in 34.4 minutes ... Scored in double figures in 79 games, including 59 games with 20+, 13 games with 30+ and four 40-point outings ... Made multiple three-pointers in 31 games ... Had multiple steals in 48 games, including six games with 5+ takeaways ... Recorded double-digit rebounds in 24 games, including three games with 15+ boards ... Had double-digit assists in 48 games, including 12 games with 15+ assists ... Tallied 54 double-doubles, including 18 triple-doubles ... Managed 25 points, 11 rebounds, a season-best 19 assists, two steals and one block on 3/9 vs. LA Clippers ... Had 20 points, 13 rebounds, 15 assists and three steals on 2/29 at Sacramento ... Finished with 24 points, a season-high 19 rebounds, 14 assists and two steals in 2/3 vs. Orlando ... Managed 36 points (11-11 FT), one rebound, 12 assists, five steals and one block on 12/31 vs. Phoenix ... Recorded 26 points, seven rebounds, eight assists and a season-best six steals on 12/25 vs. Chicago ... Registered 40 points (13-19 FG), four rebounds, 14 assists and three steals on 11/16 at Memphis ... Scored 27 points (15-17 FT) with four rebounds, five assists, three steals and two blocks on 11/15 vs. Boston ... Had a season-best 48 points (13-16 FT), 11 rebounds, eight assists, one steal and one block on 10/30 at Orlando ... Missed two games (4/6, 4/12) for rest ... Playoffs: Appeared in 18 games (all starts), averaging 26.0 points, 6.9 rebounds, 11.0 assists and a playoff-career-high 2.6 steals in 37.4 minutes ... Scored in double figures in all 18 games, including 13 games with 20+ points and six games with 30+ points ... Made multiple three-pointers in 11 games ... Had multiple steals in 15 games ... Recorded double-digit assists in 12 games ... Tallied 15 double-doubles, including one triple-double ... Finished with 36 points, 11 rebounds, 11 assists and four steals on 5/24 vs. Golden State ... Tallied 27 points, six rebounds, 12 assists and a playoff-career-high seven steals on 5/16 at Golden State ... Had 36 points, 12 rebounds, nine assists and one steal on 4/25 vs. Dallas

2014-15: (Oklahoma City Thunder): All-NBA Second Team selection ... NBA All-Star and All-Star Game MVP ... Appeared in 67 games (all starts), averaging a league-leading 28.1 points, 7.3 rebounds, 8.6 assists and a career-high 2.1 steals in 34.4 minutes ... Scored in double figures in 66 games, including 53 games with 20+, 29 games with 30+, nine games with 40+ and one game with 50+ points ... Made multiple three-pointers in 22 games ... Had multiple steals in 39 games, including five games with 5+ takeaways ... Recorded double-digit rebounds in 17 games, including two games with 15 boards ... Had double-digit assists in 25 games, including four games with 16+ assists ... Tallied 31 double-doubles, including 11 triple-doubles ... Scored a season-best 54 points (21-43 FG) with nine rebounds, eight assists and one steal on 4/12 at Indiana ... Recorded 17 points, two rebounds, two assists and a season-best six steals on 4/7 vs. San Antonio ... Finished with 40 points (12-15 FT), 11 rebounds and 13 assists on 4/5 vs. Houston ... Registered 12 points, nine rebounds, a season-best-tying 17 assists, four steals and two blocks on 3/22 vs. Miami ... Had 36 points (19-22 FT), five rebounds, 10 assists and five steals on 3/18 vs. Boston ... Managed 30 points (11-13 FT), 11 rebounds, a season-best-tying 17 assists, four steals and one block on 3/8 vs. Toronto ... Had 49 points (16-20 FT), a season-high-tying 15 rebounds, 10 assists, three steals and one block on 3/4 vs. Philadelphia ... Recorded 21 points, eight rebounds and a season-high 17 assists on 2/22 vs. Denver ... Finished with 17 points, a season-high 15 rebounds, 16 assists and four steals on 1/16 vs. Golden State ... Had 32 points (12-17 FG), seven rebounds, eight assists and one steal on 11/28 vs. New York ... Missed 14 games (11/1-11/26) with a broken right hand and one game (3/1) due to a broken bone in his face

2013-14: (Oklahoma City Thunder): Appeared in 46 games (all starts), averaging 21.8 points, 5.7 rebounds, 6.9 assists and 1.9 steals in 30.7 minutes ... Scored in double figures in 45 games, including 30 games with 20+ points and seven games with 30+ ... Made multiple three-pointers in 20 games ... Had multiple steals in 25 games, including two games with 5+ takeaways ... Tallied 11 double-doubles, including two triple-doubles ... Finished with 22 points (12-15 FT), six rebounds, eight assists and a season-best six steals on 4/16 vs. Detroit ... Scored a season-best 36 points (13-22 FG) with nine rebounds, nine assists and four steals on 3/6 at Phoenix ... Managed 13 points, 10 rebounds, a season-high 14 assists and three steals on 3/4 vs. Philadelphia ... Recorded 26 points (10-12 FG), two rebounds, five assists and two steals on 3/2 vs. Charlotte ... Had 14 points, a season-high-tying 13 rebounds, 10 assists, one steal and one block on 12/25 at New York ... Finished with 21 points, a season-best 13 rebounds and eight assists on 12/17 at Denver ... Recorded 34 points (12-15 FT), one rebound, seven assists and five steals on 11/29 vs. Golden State ... Missed two games (10/30-11/1) while recovering from a lateral meniscus tear in his right knee, seven games (11/24, 3/16, 3/20, 3/24, 4/4, 4/8, 4/14) for rest and 27 games (12/27-2/13) after having surgery on his right knee ... Playoffs: Appeared in 19 games (all starts), averaging 26.7 points, 7.3 rebounds, 8.1 assists and 2.2 steals in 38.7 minutes ... Scored in double figures in all 19 games, including 16 games with 20+, six games with 30+ and one 40-point outing ... Had multiple steals in 12 games, including two games with 5+ takeaways ... Tallied eight double-doubles, including three triple-doubles ... Managed 34 points, seven rebounds, eight assists and six steals on 5/31 vs. San Antonio ... Had 40 points (14-14 FT), five rebounds, 10 assists, five steals and one block on 5/27 vs. San Antonio ... Finished with 27 points, 10 rebounds, a playoff-career-high 16 assists, two steals and one block on 5/3 vs. Memphis ... Recorded 30 points, 10 rebounds, 13 assists, one steal and one block on 4/29 vs. Memphis

2012-13: (Oklahoma City Thunder): All-NBA Second Team selection ... NBA All-Star ... Appeared in all 82 games (all starts), averaging 23.2 points, 5.2 rebounds, 7.4 assists and 1.8 steals in 34.9 minutes ... Scored in double figures in 81 games, including 56 games with 20+ and 16 games with 30+ points ... Made multiple three-pointers in 26 games ... Had multiple steals in 43 games, including two games with 5+ takeaways ... Recorded double-digit assists in 16 games ... Tallied 23 double-doubles, including one triple-double ... Managed 23 points, a season-high-tying 13 rebounds, 10 assists, three steals and one block on 3/30 at Milwaukee ... Scored a season-high 38 points (12-17 FT) with six rebounds, five assists and two steals on 3/1 at Denver ... Recorded 29 points (12-12 FT), three rebounds and three assists on 2/27 vs. New Orleans ... Scored 37 points (13-22 FG) with seven rebounds, nine assists, one steal and one block on 2/22 vs. Minnesota ... Finished with 18 points, four rebounds, a season-high 14 assists and one steal on 1/25 at Sacramento ... Had 23 points, a season-best 13 rebounds, eight assists and a season-high seven steals on 11/30 vs. Utah ... Recorded 27 points (10-16 FG), six rebounds, 10 assists and four steals on 11/11 vs. Cleveland ... **Playoffs:** Appeared in two games (both starts), averaging 24.0 points, 6.5 rebounds, 7.0 assists and 3.0 steals in 34.0 minutes ... Scored in double figures in both games, including one 20-point game ... Tallied one double-double ... Had 29 points, five rebounds, four assists and four steals on 4/24 vs. Houston ... Missed nine games (4/27-5/15) with season-ending knee surgery

2011-12: (Oklahoma City Thunder): All-NBA Second Team selection ... NBA All-Star ... Appeared in all 66 games (all starts), averaging 23.6 points, 4.6 rebounds, 5.5 assists and 1.7 steals in 35.3 minutes ... Scored in double figures in 64 games, including 43 games with 20+, 16 games with 30+ and two 40-point outings ... Made multiple three-pointers in 16 games ... Had multiple steals in 34 games, including three games with 5+ takeaways ... Tallied seven double-doubles ... Finished with 30 points, six rebounds, nine assists, three steals and a career-high four blocks on 4/25 vs. Denver ... Scored a season-best 45 points (17-28 FG) with four rebounds, six assists and two steals on 3/23 vs. Minnesota ... Scored 23 points (10-14 FG) with one rebound and four assists on 3/10 vs. Charlotte ... Finished with 31 points, three rebounds, 10 assists and four steals on 3/7 vs. Phoenix ... Managed 22 points, a season-high 13 rebounds, four assists and one steal on 2/29 at Philadelphia ... Had 40 points (16-29 FG), four rebounds, nine assists and one block on 2/19 vs. Denver ... Recorded 28 points, six rebounds, a season-best 11 assists and a season-high seven steals on 1/27 at Golden State ... **Playoffs:** Appeared in 20 games (all starts), averaging 23.1 points, 5.5 rebounds, 5.9 assists and 1.6 steals in 38.4 minutes ... Scored in double figures in 19 games, including 13 games with 20+, two games with 30+ and one 40-point contest ... Had multiple steals in nine games ... Tallied two double-doubles ... Had 43 points (20-32 FG), seven rebounds, five assists and one steal on 6/19 at Miami ... Finished with 23 points, four rebounds, 12 assists, four steals and one block on 6/4 at San Antonio

2010-11: (Oklahoma City Thunder): All-NBA Second Team selection ... NBA All-Star ... Appeared in all 82 games (all starts), averaging 21.9 points, 4.6 rebounds, 8.2 assists and 1.9 steals in 34.7 minutes ... Scored in double figures in 80 games, including 47 games with 20+, 12 games with 30+ and one game with 40+ points ... Had multiple steals in 50 games, including three games with 5+ takeaways ... Recorded double-digit assists in 28 games ... Tallied 31 double-doubles, including three triple-doubles ... Registered 17 points, three rebounds, eight assists and a season-high six steals on 4/8 vs. Denver ... Had 35 points, 13 rebounds, 13 assists and two blocks on 1/28 vs. Washington ... Managed 32 points, 10 rebounds, 13 assists, one steal and two blocks on 1/13 vs. Orlando ... Recorded 22 points, five rebounds, 11 assists, one steal and a season-high three blocks on 1/8 vs. Memphis ... Finished with 38 points, a season-high 15 rebounds, nine assists and three steals on 12/1 at New Jersey ... Had 25 points, five rebounds, 11 assists and five steals on 11/29 vs. New Orleans ... Scored a season-high 43 points (17-18 FT) with eight rebounds, eight assists, three steals and one block on 11/26 at Indiana ... Tallied 20 points, four rebounds, a season-best 14 assists and two steals on 11/22 vs. Minnesota ... **Playoffs:** Appeared in 17 games (all starts), averaging 23.8 points, 5.4 rebounds, 6.4 assists and 1.4 steals in 37.5 minutes ... Scored in double figures in all 17 games, including 12 games with 20+, five games with 30+ and one 40-point game ... Had multiple steals in seven games ... Tallied two double-doubles, including one triple-double ... Had 14 points, 10 rebounds, 14 assists and one block on 5/15 vs. Memphis ... Finished with 40 points (10-11 FT), five rebounds, five assists, three steals and two blocks on 5/9 at Memphis

2009-10: (Oklahoma City Thunder): Appeared in all 82 games (all starts), averaging 16.1 points, 4.9 rebounds, 8.0 assists and 1.3 steals in 34.3 minutes ... Scored in double figures in 69 games, including 26 games with 20+ points and four games with 30+ points ... Had multiple steals in 32 games ... Recorded double-digit assists in 28 games, including three games with 15+ assists ... Tallied 24 double-doubles, including one triple-double ... Recorded 10 points, two rebounds, a season-best 16 assists and two steals on 4/4 vs. Minnesota ... Finished with 15 points, six rebounds, nine assists and seven steals on 3/5 at LA Clippers ... Registered 30 points, five rebounds, 13 assists and one steal on 3/2 at Sacramento ... Managed 18 points, eight rebounds, 15 assists and two steals on 2/26 vs. Minnesota ... Had 22 points, 10 rebounds, 14 assists and two steals on 2/21 at Minnesota ... Finished with 31 points, nine rebounds and 10 assists on 2/20 at New York ... Recorded 21 points, seven rebounds, 10 assists and a career-high eight steals on 2/6 at Golden State ... Had 14 points, seven rebounds, seven assists and a season-high three blocks on 11/22 at Los Angeles ... Scored a season-best 33 points with five rebounds, seven assists and one steal on 11/6 at Houston ... **Playoffs:** Appeared in six games (all starts), averaging 20.5 points, 6.0 rebounds, 6.0 assists and 1.7 steals in 35.3 minutes ... Shot 41.7 percent (5-12) from three-point range ... Scored in double figures in all six games, including three games with 20+ points ... Had 27 points, eight rebounds, four assists and one steal on 4/22 vs. Los Angeles

2008-09: (Oklahoma City Thunder): All-Rookie First Team selection ... Appeared in all 82 games (65 starts), averaging 15.3 points, 4.9 rebounds, 5.3 assists and 1.3 steals in 32.5 minutes ... Scored in double figures in 72 games, including 18 games with 20+ points and six games with 30+ points ... Had multiple steals in 32 games, including three games with five takeaways ... Recorded double-digit assists in nine games ... Tallied 10 double-doubles, including one triple-double ... Tallied his first career triple-double with 17 points, 10 rebounds, 10 assists, two steals and one block on 3/2 vs. Dallas ... Registered 31 points, five rebounds, 11 assists and one steal on 2/21 at Golden State ... Made a career-high 20 free throws (20-22 FT) and finished with a season-best 34 points, six rebounds, eight assists and one steal on 2/1 at Sacramento ... Managed 16 points, one rebound and a season-high 12 assists on 1/7 at Minnesota ... Had 31 points (12-16 FG), three rebounds and five assists on 12/29 vs. Phoenix ... In his first career start, tallied 12 points, five rebounds, four assists and two steals on 11/29 at Memphis ... Finished with 13 points, four rebounds, five assists and five steals on 11/26 at Cleveland ... Had first career double-double with 19 points, 10 rebounds, six assists, one steal and one block on 11/14 at New York ... Made his NBA debut on 10/29 vs. Milwaukee, finishing with 13 points, four rebounds, four assists and one block in 22 minutes

INTERNATIONAL: One-time U.S. Olympian and one-time Olympic gold medalist ... Member of gold medal-winning U.S. Olympic team in 2012 (London) ... Member of gold-medal winning team at the 2010 FIBA World Cup in Turkey

RUSSELL WESTBROOK

COLLEGE: 2008 All-Pac-10 Tournament First Team ... 2008 Pac-10 All-Defense selection ... 2008 Pac-10 Defensive Player of the Year ... 2008 All-Pac-10 Third Team honoree ... Appeared in 75 games (35 starts), averaging 8.3 points, 2.4 rebounds, 2.5 assists and 1.0 steal in 21.9 minutes ... Shot 35.4 percent (35-99) from three-point range ... Scored in double figures in 31 games, including two 20-point contests ... Had multiple steals in 20 games ... Tallied one double-double ... 2007-08 (UCLA): All-Pac-10 Third Team ... Pac-10 Defensive Player of the Year ... Pac-10 All-Defense ... All-Pac-10 Tournament First Team ... Appeared in 39 games (34 starts), averaging 12.7 points, 3.9 rebounds, 4.3 assists and 1.6 steals in 33.8 minutes ... Shot 33.8 percent (26-77) from three-point range ... Scored in double figures in 28 games, including two 20-point games ... Had multiple steals in 19 games ... Tallied one double-double ... Scored a career-high 22 points with three rebounds, two assists and two steals on 4/5 vs. Memphis ... Finished with 14 points, 11 rebounds, five assists and one steal on 3/27 vs. Western Kentucky ... Had 21 points, one rebound, three assists and one steal on 2/2 vs. Arizona ... 2006-07 (UCLA): Appeared in 36 games (one start), averaging 3.4 points in 9.0 minutes ... Scored in double figures three times ... Made his collegiate debut on 11/15 vs. BYU, playing two minutes

PERSONAL: Son of Russell Westbrook and Shannon Horton ... Has a younger brother, Raynard ... He and his wife, Nina, have a son, Noah and twin daughters Skye and Jordyn ... Fan of the Dallas Cowboys ... Lists "Blue Chips" as his favorite movie ... Favorite music artist is Lil Wayne and favorite actor is Denzel Washington ... Enjoys bowling and shopping in his spare time ... Lists roller blading as his hidden talent ... Published his first book titled Style Drivers in 2017 ... Is predominantly left handed except when it comes to shooting a basketball ... Favorite subject in school was math ... Received the 2014-15 season-long NBA Community Assist Award ... Won a gold medal as a member of Team USA at the 2012 Olympics and the 2010 FIBA World Cup ... Established the "Russell Westbrook Why Not? Foundation" in 2012 because he and his brother were brought up to ask "Why not?" when they were told they couldn't do something ... Foundation is dedicated to supporting community based education and family service programs while encouraging youth to believe in themselves ... In August of 2019, in partnership with LA Conservation Corps, launched the Westbrook/Brownstein Green Tech Program aimed at providing digital job skills to at-risk young adults ... In response to the COVID-19 pandemic, partnered with The Mayor's Fund for Los Angeles' Angeleno Campaign to help raise financial assistance for L.A. families burdened by the outbreak ... Partnered with Houston Mayor Sylvester Turner's Office of Education and Comp-U-Dopt to provide children and families with computers needed to access classwork and digital learning resources since schools were practicing distance learning during the pandemic



THE NBA

- 80** NBA Directory
- 81** G League Directory
- 82** NBA Key Dates
- 82** NBA Officials
- 83** 2021-22 Final Standings
- 84** 2021-22 NBA Team Statistics
- 86** 2021-22 NBA Highs / Lows
- 86** 2021-22 NBA Attendance
- 87** 2021-22 NBA Leaders
- 88** 2022 NBA Draft
- 89** NBA Champions by Year
- 90** NBA Award Winners
- 92** NBA Single-Game Bests



NBA OFFICES

NEW YORK
Olympic Tower
645 Fifth Avenue
New York, NY 10022
Tel: 212-407-8000
Fax: 212-832-3861

NEW JERSEY
100 Plaza Drive
Secaucus, NJ 07094
Tel: 201-865-1500
Fax: 201-974-5973

NBA INTERNATIONAL OFFICES

EUROPE

LONDON
Endeavour House
189 Shaftesbury Avenue
London, United Kingdom WC2H 8JR
Telephone: +44-20-7420-8900

SPAIN
Leganitos Street 6th Floor
28013 Madrid, Spain
Telephone: +34-912-153-573

AFRICA

DAKAR
Levels 4 and 5, Serenity Building
King Fahd Palace Road
Almadies, Dakar
Senegal

DAKAR
9th Floor GreenPark Corner
3 Lower Road
Morningside 2196
Johannesburg, South Africa
Telephone: +27-100-072-668

LAGOS
6th Floor, Landmark Towers
5B Water Corporation Road
Oniru, Lagos State, Nigeria

LATIN AMERICA

BRAZIL
Av Borges de Medeiros, 633
Sala 301 – Leblon
Rio de Janeiro, RJ, Brazil 22430-041
Telephone: +55-21-3206-6400
Fax: +55-21-2586-6001

MEXICO
Av. Prolongacion Paseo de la Reforma
No. 1236, Piso 6
Planta Baja Desarrollo Santa Fe
Cuajimalpa De Morelos, Ciudad De Mexico
05348,
Tel: +52-55-9171-7700

CANADA

50 Bay Street, Suite 1402
Toronto, Ontario Canada M5J 3A5
Telephone: (416) 682-2000
Fax: (416) 364-0205

ASIA / PACIFIC

HONG KONG
Room 3101, Lee Gardens One
33 Hysan Avenue
Causeway Bay, Hong Kong
Telephone: +852-2843-9600
Fax: +852-2536-4808

MUMBAI
C-1804, ONE BKC
G Block, Bandra Kurla Complex
Bandra East, Mumbai - 400051
Telephone: +91-22-6124-6100

PHILIPPINES
Unit 1701, World Plaza Building
5th Avenue corner 30th Street
Bonifacio Global City
Taguig, 1634 Philippines
Jandric Lim, Communications
Telephone: +632-866-8205

**CHINA
(BEIJING)**
19th Floor, Office Tower 2,
China Central Place
No. 79 Jianguo Road, Chaoyang District
Beijing, China 100025
Telephone: +86-10-5200-8200
Fax: +86-10-5200-8202

**CHINA
(SHANGHAI)**
Unit 2703-2708, 27F,
Tower 2 Plaza
66 1266 Nanjing West Road,
Jing An District
Shanghai, China 200040
Telephone: +86-21-6137-2200
Fax: +86-21-6288-9920



NBA G LEAGUE

Olympic Tower
645 5th Avenue
New York, NY 10022
(212) 407-8000 / www.nbagleague.com
Media Relations Contacts: Phillip Bausk (pbausk@nba.com),
Devon Garden (dgarden@nba.com)

NBA G LEAGUE IGNITE

Arena: The Dollar Loan Center
Media Relations Contact: Mara Rudolph
(mrudolph@nba.com)

AUSTIN SPURS

Arena: H-E-B Center at Cedar Park
Tel: (512) 236-8333
Media Relations Contact: Amanda Janczak
(ajanczak@spurs.com)
NBA Affiliation: San Antonio

BIRMINGHAM SQUADRON

Arena: Legacy Arena
Tel: (256) 708-0281
Media Relations Contact: Dawson Boyd
(Dawson.Boyd@pelicans.com)
NBA Affiliation: New Orleans

CAPITAL CITY GO-GO

Arena: Ent. & Sports Arena in Congress Hts.
Tel: (202) 318-5278
Media Relations Contact: Matt Quinn
(mquinn@monumentalsports.com)
NBA Affiliation: Washington

CLEVELAND CHARGE

Arena: Cleveland State University Wolstein Center
Tel: (216) 420-2730
Media Relations Contact: Sean Wyatt
(SWyatt@cavs.com)
NBA Affiliation: Cleveland

COLLEGE PARK SKYHAWKS

Arena: Gateway Center Arena at College Park
Tel: (404) 878-3800
Media Relations Contact: Jerome Schwich
(Jerome.schwich@cpskyhawks.com)
NBA Affiliation: Atlanta

DELAWARE BLUE COATS

Arena: Chase Fieldhouse
Tel: (302) 504-7587
Media Relations Contact: Alex Yoh
(alexxyoh@76ers.com) and
BlueCoatsPR@76ers.com)
NBA Affiliation: Philadelphia

FORT WAYNE MAD ANTS

Arena: Allen County War Memorial Coliseum
Tel: (260) 702-9561
Media Relations Contact: Dan Vance
(dvance@ftwaynemadants.com)
NBA Affiliation: Indiana

GRAND RAPIDS GOLD

Arena: Van Andel Arena
Tel: (616) 350-4881
Media Relations Contact: Shinee Marvin
(smarvin@nbggrandrapids.com) and
Brittney Whitefield (bwhitefield@nbggrandrapids.com)
NBA Affiliation: Denver

GREENSBORO SWARM

Arena: Fieldhouse at the Greensboro Coliseum Complex
Tel: (336) 907-3608
Media Relations Contact: Kaila Lewis
(Klewis@goswarm.com)
NBA Affiliation: Charlotte

IOWA WOLVES

Arena: Wells Fargo Arena
Tel: (515) 564-8550
Media Relations Contact: John Meyer (john.meyer@iawolves.com)
NBA Affiliation: Minnesota

LAKELAND MAGIC

Arena: RP Funding Center
Tel: (863) 825-3258
Media Relations Contact: Owen Fasolas
(ofasolas@lakelandmagic.com)
NBA Affiliation: Orlando

LONG ISLAND NETS

Arena: Nassau Coliseum
Tel: (516) 654-8199
Media Relations Contact: Patricia Douglas
(pdouglas@bseglobal.net)
NBA Affiliation: Brooklyn

MAINE CELTICS

Arena: Portland Exposition Building
Tel: (207) 210-6655
Media Relations Contact: Evans Boston
(EBoston@maineceltics.com)
NBA Affiliation: Boston

MEMPHIS HUSTLE

Arena: Landers Center
Tel: (901) 205-1234
Media Relations Contact: Corey Moore
(CMoore@grizzlies.com)
NBA Affiliation: Memphis

MEXICO CITY CAPITANES

Arena: Arena Ciudad de México
Tel: +52 55 6414 6100
Media Relations Contact: Adriana Barrón
(abarron@capitanes.mx)
NBA Affiliation: None

MOTOR CITY CRUISE

Arena: Wayne State Fieldhouse
Tel: (417) 331-0002
Media Relations Contact: Kevin Grigg
(KGrigg@pistons.com)
NBA Affiliation: Detroit

OKLAHOMA CITY BLUE

Arena: Paycom Center
Tel: (405) 208-4800
Media Relations Contact: Heather Ward
(Hward@okthunder.com)
NBA Affiliation: Oklahoma City

ONTARIO CLIPPERS

Arena: Toyota Arena
Tel: (909) 406-9090
Media Relations Contact: Cooper Dzierzanowski
(cdzierzanowski@clippers.com)
NBA Affiliation: LA Clippers

RAPTORS 905

Arena: Paramount Fine Foods Centre
Tel: (416) 815-5600
Media Relations Contact: Safia Hersi
(SHersi@raptors905.com)
NBA Affiliation: Toronto

RIO GRANDE VALLEY VIPERS

Arena: Bert Ogden Arena
Tel: (956) 510-7162
Media Relations Contact: Juanita Maldonado
(juanita@rgvipers.com)
NBA Affiliation: Houston

SALT LAKE CITY STARS

Arena: Maverik Center
Tel: (801) 325-7827
Media Relations Contact: Derek Ahrensbrak
(derek.ahrensbrak@slcstars.com)
NBA Affiliation: Utah

SANTA CRUZ WARRIORS

Arena: Kaiser Permanente Arena
Tel: (503) 704-6328
Media Relations Contact: Anna Burleson
(aburleson@warriors.com)
NBA Affiliation: Golden State

SIOUX FALLS SKYFORCE

Arena: Sanford Pentagon
Tel: (605) 332-6050
Media Relations Contact: Nick Robinson
(nick@skyforceonline.com)
NBA Affiliation: Miami

SOUTH BAY LAKERS

Arena: UCLA Health Training Center
Tel: (310) 426-6000
Media Relations Contact: Cole Knox
(cknox@sb-lakers.com)
NBA Affiliation: Los Angeles Lakers

STOCKTON KINGS

Arena: Stockton Arena
Tel: (888) 564-7209
Media Relations Contact: Avery Jacobs
(AJacobs@kings.com)
NBA Affiliation: Sacramento

TEXAS LEGENDS

Arena: Comerica Center
Tel: (214) 469-0822
Media Relations Contact: Britney Wynn
(bwynn@textlegends.com)
NBA Affiliation: Dallas

WESTCHESTER KNICKS

Arena: Total Mortgage Arena
Tel: (212) 485-7116
Media Relations Contact: Ajah Hawley-Alexander
(Ajah.Hawley-Alexander@msgsports.com)
NBA Affiliation: New York

WINDY CITY BULLS

Arena: NOW Arena
Tel: (847) 396-7070
Media Relations Contact: Kyle Brown
(kylebrown@bulls.com)
NBA Affiliation: Chicago

WISCONSIN HERD

Arena: Oshkosh Arena
Tel: (920) 233-4374
Media Relations Contact: Jamie Winsted
(jamie.winsted@wisconsinherd.com)
NBA Affiliation: Milwaukee

NBA KEY DATES

2022		2023	
June 30	Teams can begin negotiating with free agents (beginning at 6 p.m. ET)	January 5	10-day contracts may now be signed
July 2-3	California Summer League (San Francisco, CA)	January 10	All Standard NBA contracts are guaranteed for the remainder of the season
July 5-7	Utah Jazz Summer League (Salt Lake City, UT)	January 19	NBA Paris Game, Chicago Bulls vs. Detroit Pistons, (Paris, France)
July 6	NBA Teams may begin signing free agents to contracts (12:01 p.m. ET)	January 20	All Two-Way Contracts are guaranteed for the remainder of the season
July 7-17	MGM Resorts NBA Summer League (Las Vegas, NV)	February 9	NBA Trade Deadline (3 p.m. ET)
September 9-10	Naismith Memorial Basketball Hall of Fame Enshrinement Weekend (Springfield, MA)	February 17-19	NBA All-Star 2022 (Salt Lake City, UT)
September 23	First allowable date for players participating in preseason games outside North America to report to their teams (no earlier than 11 a.m. local time)	February 17-22	NBA All-Star break
September 24	Training Camps open for all teams participating in preseason games outside North America	March 1	Playoff Eligibility Waiver Deadline
September 26	First allowable date for all other veteran players to report to their teams (no earlier than 11 a.m. local time)	March 25	NBA G League Regular Season ends
September 27	NBA Training Camps open	March 28	NBA G League Playoffs begin
September 30	NBA Presesason games begin	April 9	Regular Season ends
Sep. 30 & Oct. 2	NBA Japan Games, Golden State Warriors vs. Washington Wizards (Tokyo, Japan)	April 10	Rosters set for NBA Playoffs 2022 (3 p.m. ET)
October 6 & 8	NBA Abu Dhabi Games, Atlanta Hawks vs. Milwaukee Bucks, (Abu Dhabi, UAE)	April 11-14	NBA Play-In Tournament
October 14	NBA Preseason ends	April 15	NBA Playoffs 2022 begin
October 17	Rosters set for NBA Opening Day (5 p.m. ET)	April 23	NBA Early Entry Eligibility Deadline (11:59 p.m. ET)
October 18	Start of the 2022-23 NBA Regular Season	May 1-2	Conference Semifinals begin (possible move up to April 29/30)
October 22	2022-23 NBA G League Draft	May 16-17	Conference Finals begin (possible move up to May 14-15)
October 24	NBA G League Training Camps Open	May 16	NBA Draft Lottery 2023 presented by State Farm
November 3	Rosters set for NBA G League Opening Day (5 p.m. ET)	June 1	NBA Finals 2023 Game 1
November 4	NBA G League Showcase Cup begins	June 4	NBA Finals 2023 Game 2
December 17	NBA Mexico City Game, Miami Heat vs. San Antonio Spurs (Mexico City, Mexico)	June 7	NBA Finals 2023 Game 3
December 19-22	NBA G League Winter Showcase and Showcase Cup Championship Game	June 9	NBA Finals 2023 Game 4
December 27	NBA G League 32-game regular season begins	June 12	NBA Draft Early Entry Entrant Withdrawal Deadline (5 p.m. ET)
		June 12	NBA Finals 2023 Game 5 (if necessary)
		June 15	NBA Finals 2023 Game 6 (if necessary)
		June 18	NBA Finals 2023 Game 7 (if necessary)
		June 22	NBA Draft 2023 presented by State Farm

2022-23 OFFICIALS ROSTER

				NON-STAFF OFFICIALS	
3	Buchert, Nick	30	Butler, John	60	Williams, James
4	Wright, Sean	31	Wall, Scott	61	Kirkland, Courtney
6	Brown, Tony	32	Kogut, Marat	63	Richardson, Derek
7	Holtkamp-Sterling, Lauren	33	Corbin, Sean	64	Van Duyne, Justin
8	Davis, Marc	34	Cutler, Kevin	65	Green, Nate
9	Sago, Natalie	35	Goldenberg, Jason	67	Adair, Brandon
10	Goble, John	36	Barnaky, Brent	68	Goble, Jacyn
11	Collins, Derrick	37	Dalen, Eric	70	Ransom, Phenizee
12	Washington, CJ	38	Smith, Michael	71	Mott, Rodney
13	Moyer-Gleich, Ashley	39	Ford, Tyler	72	Orr, J.T.
14	Malloy, Ed	40	Wood, Leon	74	Blair, Curtis
15	Zarba, Zach	42	Lewis, Eric	77	Lane, Karl
16	Guthrie, David	43	Myers, Matt	78	Scott, Evan
17	Sterling, Jonathan	44	Nansel, Brett	79	Conley, John
18	Boland, Matt	45	Forte, Brian	81	Jelks, Simone
19	Capers, James	46	Taylor, Ben	82	Mehta, Suyash
21	Taylor, Dedric	47	Adams, Bennie	83	Nagy, Andy
22	DeRosa, JB	48	Foster, Scott	84	Schroeder, Jenna
23	Maddox, Tre	49	Washington, Tom	85	Hussey, Robert
24	Scott, Kevin	50	Petratis, Gediminas	86	Schwab, Brandon
25	Brothers, Tony	51	Smith, Aaron	87	Scott, Danielle
26	Fraher, Pat	52	Twardoski, Scott	88	Kallio, Matt
27	Ervin, Mitchell	54	Acosta, Ray	89	Mosher, Dannica
28	Dagher, Mousa	55	Kennedy, Bill	91	Flores, Cheryl
29	Lindsay, Mark	58	Tiven, Josh		

EASTERN CONFERENCE

ATLANTIC DIVISION

TEAM	W	L	PCT	GB	HOME	ROAD	LAST-10	STREAK
Boston	51	31	.622	-	28-13	23-18	7-3	Won 1
Philadelphia	51	31	.622	-	24-17	27-14	6-4	Won 1
Toronto	48	34	.585	3	24-17	24-17	8-2	Lost 1
Brooklyn	44	38	.537	7	20-21	24-17	6-4	Won 4
New York	37	45	.451	14	17-24	20-21	7-3	Won 2

CENTRAL DIVISION

TEAM	W	L	PCT	GB	HOME	ROAD	LAST-10	STREAK
Milwaukee	51	31	.622	-	27-14	24-17	6-4	Lost 1
Chicago	46	36	.561	5	27-14	19-22	4-6	Won 1
Cleveland	44	38	.537	7	25-16	19-22	3-7	Won 1
Indiana	25	57	.305	26	16-25	9-32	0-10	Lost 10
Detroit	23	59	.280	28	13-28	10-31	4-6	Lost 3

SOUTHEAST DIVISION

TEAM	W	L	PCT	GB	HOME	ROAD	LAST-10	STREAK
Miami	53	29	.646	-	29-12	24-17	6-4	Lost 1
Atlanta	43	39	.524	10	27-14	16-25	7-3	Won 1
Charlotte	43	39	.524	10	22-19	21-20	6-4	Won 3
Washington	35	47	.427	18	21-20	14-27	5-5	Lost 3
Orlando	22	60	.268	31	12-29	10-31	3-7	Won 1

WESTERN CONFERENCE

SOUTHWEST DIVISION

TEAM	W	L	PCT	GB	HOME	ROAD	LAST-10	STREAK
Memphis	56	26	.683	-	30-11	26-15	7-3	Lost 1
Dallas	52	30	.634	4	29-12	23-18	8-2	Won 4
New Orleans	36	46	.439	20	19-22	17-24	6-4	Lost 2
San Antonio	34	48	.415	22	16-25	18-23	6-4	Lost 3
Houston	20	62	.244	36	11-30	9-32	2-8	Lost 7

NORTHWEST DIVISION

TEAM	W	L	PCT	GB	HOME	ROAD	LAST-10	STREAK
Utah	49	33	.598	-	29-12	20-21	4-6	Won 1
Denver	48	34	.585	1	23-18	25-16	6-4	Lost 1
Minnesota	46	36	.561	3	26-15	20-21	4-6	Lost 1
Portland	27	55	.329	22	17-24	10-31	0-10	Lost 11
Oklahoma City	24	58	.293	25	12-29	12-29	4-6	Lost 3

PACIFIC DIVISION

TEAM	W	L	PCT	GB	HOME	ROAD	LAST-10	STREAK
Phoenix	64	18	.780	-	32-9	32-9	6-4	Lost 1
Golden State	53	29	.646	11	31-10	22-19	6-4	Won 5
L.A. Clippers	42	40	.512	22	25-16	17-24	6-4	Won 5
L.A. Lakers	33	49	.402	31	21-20	12-29	2-8	Won 2
Sacramento	30	52	.366	34	16-25	14-27	5-5	Won 1

2021-22 REGULAR SEASON WIN GRID

ATLANTIC DIVISION

	ATL	BOS	BKN	CHA	CHI	CLE	DAL	DEN	DET	GSW	HOU	IND	LAC	LAL	MEM	MIA	MIL	MIN	NOP	NYK	OKC	ORL	PHI	PHX	POR	SAC	SAS	TOR	UTA	WAS
BOS	2	--	3	3	2	2	0	2	3	1	2	3	0	1	2	2	2	1	2	2	2	3	2	1	1	2	0	2	1	2
PHI	2	2	1	3	4	4	1	1	3	1	2	2	1	2	1	2	1	1	2	2	2	4	--	0	1	2	2	1	0	1
TOR	3	2	2	2	2	1	0	1	0	1	2	3	2	1	1	2	3	2	1	3	1	2	3	1	0	2	2	--	1	3
BKN	2	1	--	1	1	3	1	0	4	0	1	3	1	1	0	1	1	1	2	4	1	3	3	0	1	1	2	2	1	2
NYK	3	2	0	1	2	0	2	0	3	1	2	2	2	1	0	1	1	1	1	--	0	2	2	0	1	2	2	1	0	2

CENTRAL DIVISION

	ATL	BOS	BKN	CHA	CHI	CLE	DAL	DEN	DET	GSW	HOU	IND	LAC	LAL	MEM	MIA	MIL	MIN	NOP	NYK	OKC	ORL	PHI	PHX	POR	SAC	SAS	TOR	UTA	WAS
MIL	1	2	3	2	4	1	1	1	3	1	2	4	1	2	1	2	--	0	1	3	2	4	2	1	1	2	1	0	1	2
CHI	3	1	2	2	--	3	1	2	4	0	1	3	2	2	0	0	0	2	1	2	2	3	0	0	1	1	1	3	1	3
CLE	1	1	1	2	1	--	1	2	2	0	1	4	2	0	0	2	3	1	1	3	2	2	0	0	2	2	2	3	1	2
IND	0	1	0	0	1	0	1	0	1	1	2	--	1	1	0	1	0	0	1	2	1	1	1	0	1	1	2	1	2	2
DET	2	1	0	1	0	2	0	0	--	0	1	3	0	0	0	1	1	0	0	0	1	3	1	0	0	1	1	3	1	0

SOUTHEAST DIVISION

	ATL	BOS	BKN	CHA	CHI	CLE	DAL	DEN	DET	GSW	HOU	IND	LAC	LAL	MEM	MIA	MIL	MIN	NOP	NYK	OKC	ORL	PHI	PHX	POR	SAC	SAS	TOR	UTA	WAS	
MIA	3	1	3	4	4	1	1	0	3	0	2	2	1	1	1	--	2	0	2	2	2	3	2	1	2	1	2	2	2	2	3
ATL	--	2	1	2	1	3	1	0	1	1	1	4	1	1	2	1	2	2	1	1	2	3	1	1	1	2	1	1	0	3	
CHA	2	1	2	--	1	2	1	1	2	1	1	4	0	1	1	0	2	1	2	3	2	3	1	0	1	1	2	1	1	3	
WAS	1	2	2	1	0	2	2	0	4	1	0	2	0	1	1	1	1	2	1	1	2	4	2	0	0	0	0	1	1	--	1
ORL	1	0	1	1	1	1	1	1	1	1	1	2	0	0	0	1	0	2	1	2	1	--	0	0	1	0	0	1	1	0	2

SOUTHWEST DIVISION

	ATL	BOS	BKN	CHA	CHI	CLE	DAL	DEN	DET	GSW	HOU	IND	LAC	LAL	MEM	MIA	MIL	MIN	NOP	NYK	OKC	ORL	PHI	PHX	POR	SAC	SAS	TOR	UTA	WAS	
MEM	0	0	2	1	2	2	1	3	2	3	3	2	4	3	--	1	1	2	3	2	2	2	1	2	1	3	4	1	2	1	
DAL	1	2	1	1	1	1	--	2	2	3	3	4	1	2	2	3	1	1	2	3	0	3	1	1	0	3	3	4	2	2	0
NOP	1	0	0	0	1	1	1	1	2	1	3	1	3	3	1	0	1	2	--	1	1	1	0	1	3	2	1	1	2	1	
SAS	1	2	0	0	1	0	0	2	1	2	3	0	2	2	0	0	0	1	0	3	0	3	2	0	0	4	1	--	0	2	2
HOU	1	0	1	1	1	1	0	0	1	0	--	0	0	1	1	0	0	0	1	0	3	1	0	0	2	1	1	0	1	2	2

NORTHWEST DIVISION

	ATL	BOS	BKN	CHA	CHI	CLE	DAL	DEN	DET	GSW	HOU	IND	LAC	LAL	MEM	MIA	MIL	MIN	NOP	NYK	OKC	ORL	PHI	PHX	POR	SAC	SAS	TOR	UTA	WAS	
UTA	2	1	1	1	1	1	2	4	1	1	3	0	2	1	1	0	1	3	2	2	4	1	2	1	4	4	1	1	--	1	2
DEN	2	0	2	1	0	0	1	--	2	3	3	2	3	2	1	2	1	1	3	2	2	1	1	1	3	4	2	1	0	2	2
MIN	0	1	1	1	0	1	2	3	2	2	3	2	1	3	2	2	2	--	2	1	4	0	1	0	4	2	3	0	1	0	1
POR	1	1	1	1	1	0	0	1	2	0	2	1	1	2	3	0	1	0	0	1	0	1	1	1	--	1	0	2	0	2	2
OKC	0	0	1	0	0	0	1	2	1	0	1	1	1	2	1	0	0	0	2	2	--	1	0	1	4	1	1	1	0	0	2

PACIFIC DIVISION

	ATL	BOS	BKN	CHA	CHI	CLE	DAL	DEN	DET	GSW	HOU	IND	LAC	LAL	MEM	MIA	MIL	MIN	NOP	NYK	OKC	ORL	PHI	PHX	POR	SAC	SAS	TOR	UTA	WAS	
PHX	1	1	2	2	2	2	3	2	2	2	4	2	4	1	1	1	1	3	3	2	3	2	2	--	3	2	4	1	1	3	2
GSW	1	1	2	1	2	2	1	1	2	--	3	1	3	3	1	2	1	2	2	2	1	3	1	1	2	3	4	2	1	3	1
LAC	1	2	1	2	0	0	2	1	2	1	3	1	--	4	0	1	1	3	1	0	2	2	1	2	3	2	2	1	0	1	2
LAL	1	1	1	1	0	2	1	1	2	1	3	1	0	--	1	1	0	1	0	1	2	2	2	0	0	2	2	2	1	2	1
SAC	0	0	1	1	1	0	1	0	1	0	3	1	2	2	0	1	0	1	2	0	3	2	0	2	2	--	2	0	0	0	2

2021-22 NBA TEAM STATISTICS

FINAL TEAM STATISTICS

TEAM	POINTS PER GAME		FIELD GOAL PERCENTAGE		TURNOVERS PER GAME		REBOUND PERCENTAGES			BELOW 100 PTS.		OVERTIME GAMES		3 PTS. OR LESS		10 PTS. OR MORE	
	OWN	OPP.	OWN	OPP.	OWN	OPP.	OFF.	DEF.	TOT.	OWN	OPP.	W	L	W	L	W	L
Atlanta	113.9	112.4	.470	.471	11.9*	12.8	.230	.769	.499	15	9	0	1	7	3	24	18
Boston	111.8	104.5*	.466	.434*	13.6	13.8	.240	.773	.506	16	30	4	3	3	9	35	9
Brooklyn	112.9	112.1	.475	.452	14.1	13.3	.239	.751	.495	10	12	2	1	8	4	20	20
Charlotte	115.3	114.9	.468	.466	13.3	15.0	.233	.748	.491	9	11	0	7	6	8	24	23
Chicago	111.6	112.0	.480	.474	12.8	13.1	.204	.783	.494	15	14	1	1	4	4	23	20
Cleveland	107.8	105.7	.469	.452	14.4	13.4	.240	.765	.502	20	26	2	0	10	4	22	19
Dallas	108.0	104.7	.461	.457	12.5	13.1	.213	.780	.497	19	27	1	2	7	5	27	14
Denver	112.7	110.4	.483	.470	14.5	12.8	.219	.783	.501	13	16	3	2	8	3	23	20
Detroit	104.8	112.5	.431	.473	14.2	14.6	.234	.756	.495	24	10	3	1	7	6	6	33
Golden State	111.0	105.5	.469	.438	14.9	14.5	.228	.787	.508	14	28	0	2	6	5	34	10
Houston	109.7	118.2	.456	.483	16.5	14.1	.217	.744	.481	16	7	2	1	3	9	9	44
Indiana	111.5	114.9	.463	.483	14.4	13.3	.255	.762	.509	14	12	4	4	3	14	14	19
L.A. Clippers	108.4	108.4	.458	.450	13.7	13.6	.206	.744	.475	21	19	0	4	10	5	20	21
L.A. Lakers	112.1	115.1	.469	.470	14.5	14.0	.211	.758	.485	11	7	8	2	5	7	13	22
Memphis	115.6	109.9	.461	.455	13.2	15.1	.300*	.778	.539*	10	13	2	2	5	3	33	17
Miami	110.0	105.6	.467	.447	14.6	15.0	.235	.780	.507	14	24	1	3	3	6	31	15
Milwaukee	115.5	112.1	.468	.456	13.4	13.0	.230	.786	.508	12	12	1	2	4	2	31	15
Minnesota	115.9*	113.3	.457	.460	14.3	16.3*	.244	.749	.496	9	15	2	1	4	4	28	21
New Orleans	109.3	110.3	.457	.471	14.1	14.2	.269	.782	.526	16	18	1	2	4	3	23	30
New York	106.5	106.6	.437	.447	13.3	12.7	.251	.788*	.519	20	27	1	2	5	6	19	23
Oklahoma City	103.7	111.8	.430	.458	14.0	13.2	.218	.761	.490	30	16	4	1	7	6	9	32
Orlando	104.2	112.2	.434	.458	14.5	13.2	.198	.772	.485	28	13	0	4	2	7	6	39
Philadelphia	109.9	107.3	.466	.458	12.5	13.3	.201	.768	.484	17	21	3	1	6	6	28	11
Phoenix	114.8	107.3	.485*	.444	12.9	14.7	.223	.771	.497	7	22	2	0	6	2	37	9
Portland	106.2	115.1	.442	.479	14.5	14.0	.229	.769	.499	26	11	0	2	1	5	11	41
Sacramento	110.3	115.8	.460	.479	14.1	13.5	.213	.760	.486	18	4	2	1	7	8	11	30
San Antonio	113.2	113.0	.467	.466	12.7	13.8	.237	.751	.494	12	15	1	3	6	5	19	24
Toronto	109.4	107.1	.445	.462	12.5	15.8	.284	.756	.520	21	16	3	2	7	6	25	14
Utah	113.6	107.6	.471	.453	14.0	12.0	.254	.783	.518	8	16	2	0	1	6	34	10
Washington	108.6	112.0	.472	.464	13.1	11.9	.209	.769	.489	19	13	3	1	12	6	11	27
COMPOSITE:	110.6		.461		13.8		.232	.768		484	484	58		167		650	

REBOUND PERCENTAGES

OFF. (Percentage of a given team's missed shots which that team rebounds)

DEF. (Percentage of opponents' missed shots which a given team rebounds)

TOT. (Average of offensive and defensive rebound percentages)

* League Leader

TEAM'S STATISTICS (PER GAME RANK WITHIN LEAGUE)

	ATL	BOS	BKN	CHA	CHI	CLE	DAL	DEN	DET	GSW	HOU	IND	LAC	LAL	MEM	MIA	MIL	MIN	NOP	NYK	OKC	ORL	PHI	PHX	POR	SAC	SAS	TOR	UTA	WAS
PTS	6	12	9	4	13	25	24	10	28	15	19	14	23	11	2	17	3	1	21	26	30	29	18	5	27	16	8	20	7	22
FG%	7	15	4	11	3	9	18	2	29	10	24	17	21	8	19	13	12	22	27	30	28	16	1	26	20	14	25	6	5	
FT%	4	2	6	27	3	21	16	8	13	17	30	19	9	29	28	5	15	14	10	26	24	11	1	7	22	18	25	23	20	12
3FG%	2	14	10	6	4	15	19	16	29	8	21	25	3	22	17	1	5	12	27	13	30	28	7	9	23	24	18	20	11	26
OREB	17	11	14	9	29	16	24	25	8	20	21	5	26	23	1	18	15	6	3	4	12†	27	30	19	12†	22	7	2	10	28
DREB	17	4	15	21	22	16	20	9	29	2	28	26	10	12	8	18	1	25	24	11	6	7	19	5	27	23	13	30	3	14
REB	20	5	13	12	28	15	24	17	25	7	30	21	19	18	1	22	2	16	11	4	6	14	29	10	27	26	9	8	3	23
AST	15	14	10	1	19	11	25	3	24	5	23	9	16	17	6	8	18	7	13	30	28	20	21	4	26	22	2	29	27	12
STL	22	19	24†	5	23	26	29	18	10	4	17	24†	15	11†	1	16	13	3	7	27	14	28	9	6	8	20†	11†	2	20†	30
TO	1	13	17†	10†	6	22	3	26	20	29	30	23	14	27	9	28	12	21	17†	10†	15	25	4	7	24	19	5	2	16	8
BLK	23	2	5	11†	25	24	28	29	14	18	15	4	8†	7	1	30	27	3	26	13	16	20	6	22	21	19	10	17	11†	8†
PF	7	5	22	18	8	1	14†	20	30	27	26	24	6	21	17	25	3	29	14†	23	4	14†	12	19	28	11	2	13	10	9
DQ	11†	2†	21†	26†	18†	11†	7†	4†	29	16†	18†	23†	4†	6	11†	18†	7†	30	23†	26†	14†	23†	14†	26†	16†	7†	7†	21†	1	2†

OPPONENT'S STATISTICS (PER GAME RANK WITHIN LEAGUE)

	ATL	BOS	BKN	CHA	CHI	CLE	DAL	DEN	DET	GSW	HOU	IND	LAC	LAL	MEM	MIA	MIL	MIN	NOP	NYK	OKC	ORL	PHI	PHX	POR	SAC	SAS	TOR	UTA	WAS
PTS	21	1	18	25	16†	5	2	14	22	3	30	26	11	28	12	4	19	24	13	6	15	20	8†	8†	27	29	23	7	10	16†
FG%	23	1	7	20	26	8	12	21	25	2	29	30	6	22	10	4	11	16	24	5	13	14	15	3	27	28	19	17	9	18
FT%	27	23	25	7	28	15	9	3	19	5	22	29	16	1	13	20	2	21	24	8	12	14	11	6	18	17	10	26	4	30
3FG%	25	1	8	23	27	16	4	10	22	3	17	30	7	14	11	2	19	12	26	6	15	24	9	5	28	29	20	18	13	21
OREB	13†	19†	27	28	2	19†	4	7	16†	6	26	12	30	23	11	5	10	24	1	3	25	18	13†	21	8	22	29	16†	9	15
DREB	11	10	6	26†	13	3	17	5	28	8	20	7	23	26†	9	2	18	21	4	19	30	29	15	14	22	24	25	12	1	16
REB	13	12	15	27	9	6	11	4	24	5	21	8	28	25	7	2	16	23	3	10	30	29	17	19	20	22	26	14	1	18
AST	23	1	9	29	17	12	6	22	19	2†	24	18	11	28	16	4	25	27	15	13	26	14	7	2†	30	21	10	20	5	8
STL	5	17	22	16	6	28	4	20†	12†	20†	30	24	18	27	7	14	12†	8	11	3	29	23	1	15	26	25	10	2	19	9
TO	27	13	18	4	24	17	23	26	7	8	10	19†	15	11	3	5	25	1	9	28	21	22	19†	6	12	16	14	2	29	30
BLK	10	11	21†	12	24	15	1	17	26	2	28	20	6	5	30	4	9	19	16	13†	29	27	13†	3	23	18	21†	25	8	7
PF	6	20	16	18	28	11	10	13	14†	29	1	22	26	9	14†	3	17	2	4	5	30	27	19	24†	21	7	24†	23	8	12
DQ	7	4	28†	15†	19†	11	19†	22†	27	28†	5†	28†	19†	8†	1†	5†	22†	3	13†	8†	15†	11†	13†	22†	15†	1†	26	22†	8†	15†

2021-22 NBA TEAM STATISTICS

2021-22 FINAL TEAM STATISTICS

TEAM	G	FIELD GOALS			3-PT. F.G.'S			FREE THROWS			REBOUNDS			MISCELLANEOUS					SCORING		
		MADE	ATT.	PCT.	MADE	ATT.	PCT.	MADE	ATT.	PCT.	OFF.	DEF.	TOT.	AST	PF	DQ	STL	TO	BLK	PTS	AVG.
Minn.	82	3411	7458	.457	1211	3386	.358	1474	1894	.778	921	2700	3621	2106	1786	23	721	1175	460	9507	115.9
Mem.	82	3571	7739	.461	945	2679	.353	1393	1898	.734	1159	2873	4032	2131	1620	7	800	1082	533	9480	115.6
Milw.	82	3429	7331	.468	1153	3151	.366	1459	1881	.776	840	2990	3830	1960	1494	6	623	1100	326	9470	115.5
Cha.	82	3508	7497	.468	1143	3130	.365	1298	1753	.740	888	2767	3655	2032	1629	13	707	1087	402	9457	115.3
Phoe.	82	3581	7389	.485	951	2616	.364	1303	1635	.797	801	2913	3714	2244	1633	13	702	1060	359	9416	114.8
Atl.	82	3401	7241	.470	1056	2821	.374	1485	1829	.812	823	2783	3606	2017	1534	7	587	972	348	9343	113.9
Utah	82	3327	7067	.471	1192	3308	.360	1470	1916	.767	884	2916	3800	1836	1547	2	588	1149	402	9316	113.6
S.A.	82	3546	7601	.467	925	2626	.352	1262	1673	.754	901	2815	3716	2289	1483	6	626	1043	403	9279	113.2
Bkn.	82	3442	7251	.475	940	2602	.361	1434	1781	.805	844	2796	3640	2001	1670	11	582	1153	448	9258	112.9
Den.	82	3416	7079	.483	1039	2944	.353	1372	1725	.795	752	2865	3617	2279	1639	4	592	1189	305	9243	112.7
LA-L	82	3415	7279	.469	982	2826	.347	1380	1884	.732	782	2826	3608	1968	1654	5	626	1191	425	9192	112.1
Bos.	82	3341	7167	.466	1085	3044	.356	1397	1713	.816	863	2915	3778	2036	1521	3	591	1118	478	9164	111.8
Chi.	82	3422	7127	.480	872	2364	.369	1436	1766	.813	711	2760	3471	1958	1540	10	585	1053	336	9152	111.6
Ind.	82	3398	7338	.463	997	2899	.344	1347	1754	.768	925	2671	3596	2081	1675	12	582	1183	457	9140	111.5
G.S.	82	3323	7087	.469	1176	3231	.364	1280	1665	.769	800	2930	3730	2223	1723	9	719	1221	372	9102	111.0
Sac.	82	3321	7223	.460	937	2722	.344	1466	1908	.768	784	2737	3521	1943	1552	6	588	1156	369	9045	110.3
Miami	82	3246	6954	.467	1114	2936	.379	1416	1753	.808	807	2778	3585	2090	1679	10	606	1194	265	9022	110.0
Phil.	82	3230	6932	.466	950	2608	.364	1605	1955	.821	700	2770	3470	1945	1590	8	633	1027	435	9015	109.9
Hou.	82	3229	7083	.456	1105	3170	.349	1434	2010	.713	786	2660	3446	1932	1692	10	600	1351	382	8997	109.7
Tor.	82	3332	7489	.445	979	2808	.349	1327	1749	.759	1095	2622	3717	1809	1607	11	738	1021	376	8970	109.4
N.O.	82	3294	7212	.457	873	2629	.332	1501	1903	.789	981	2726	3707	2047	1612	12	680	1153	328	8962	109.3
Wash.	82	3327	7056	.472	860	2512	.342	1393	1778	.783	737	2798	3535	2052	1545	3	522	1077	406	8907	108.6
LA-C	82	3285	7170	.458	1047	2802	.374	1273	1606	.793	747	2860	3607	1969	1528	4	608	1126	406	8890	108.4
Dall.	82	3222	6982	.461	1073	3063	.350	1341	1739	.771	759	2769	3528	1918	1612	6	552	1025	325	8858	108.0
Clev.	82	3255	6940	.469	953	2686	.355	1376	1810	.760	837	2786	3623	2064	1433	7	580	1181	343	8839	107.8
N.Y.	82	3088	7069	.437	1082	3029	.357	1473	1980	.744	941	2841	3762	1793	1672	13	570	1087	399	8731	106.5
Port.	82	3161	7144	.442	1043	3017	.346	1346	1771	.760	854	2661	3515	1880	1728	9	657	1187	366	8711	106.2
Det.	82	3129	7267	.431	925	2838	.326	1413	1806	.782	900	2625	3525	1942	1799	15	630	1163	393	8596	104.8
Orl.	82	3139	7240	.434	999	3022	.331	1270	1614	.787	746	2885	3631	1947	1612	12	555	1188	367	8547	104.2
OKC.	82	3141	7310	.430	991	3066	.323	1233	1632	.756	854	2887	3741	1822	1497	8	622	1145	380	8506	103.7

2021-22 FINAL OPPONENT STATISTICS

TEAM	FIELD GOALS			3-PT. F.G.'S			FREE THROWS			REBOUNDS			MISCELLANEOUS					SCORING			
	MADE	ATT.	PCT.	MADE	ATT.	PCT.	MADE	ATT.	PCT.	OFF.	DEF.	TOT.	AST	PF	DQ	STL	TO	BLK	PTS	AVG	DIFF
Bos.	3137	7221	.434	969	2860	.339	1324	1692	.783	858	2727	3585	1773	1592	14	618	1133	376	8567	104.5	+7.3
Dall.	3198	7001	.457	895	2635	.340	1296	1689	.767	780	2799	3579	1925	1645	7	575	1073	300	8587	104.7	+3.3
G.S.	3111	7098	.438	1000	2948	.339	1426	1880	.759	792	2705	3497	1875	1474	3	649	1189	317	8648	105.5	+5.5
Miami	3078	6886	.447	1064	3138	.339	1437	1845	.779	783	2634	3417	1908	1686	13	608	1228	330	8657	105.6	+4.5
Clev.	3236	7152	.452	960	2721	.353	1233	1592	.774	858	2657	3515	1978	1638	10	691	1101	380	8665	105.7	+2.1
N.Y.	3154	7050	.447	1038	3032	.342	1395	1826	.764	766	2812	3578	1982	1671	11	572	1039	379	8741	106.6	-0.1
Tor.	3197	6919	.462	1014	2861	.354	1374	1742	.789	847	2764	3611	2076	1563	6	549	1298	416	8782	107.1	+2.3
Phil.	3253	7097	.458	931	2692	.346	1364	1773	.769	838	2784	3622	1932	1594	9	542	1087	379	8801	107.3	+2.6
Phoe.	3216	7243	.444	953	2805	.340	1416	1861	.761	863	2783	3646	1875	1553	6	614	1206	327	8801	107.3	+7.5
Utah	3314	7318	.453	994	2837	.350	1199	1581	.758	809	2599	3408	197	1664	11	636	982	352	8821	107.6	+6.0
LA-C	3343	7432	.450	958	2780	.345	1244	1606	.775	984	2881	3865	1975	1515	7	631	1113	339	8888	108.4	+0.0
Mem.	3305	7269	.455	987	2828	.349	1417	1837	.771	821	2706	3527	2047	1625	16	588	1235	496	9014	109.9	+5.7
N.O.	3301	7009	.471	1064	2913	.365	1377	1753	.786	759	2666	3425	2039	1681	9	605	1164	391	9043	110.3	-1.0
Den.	3367	7168	.470	971	2806	.346	1349	1783	.757	795	2680	3476	2042	1632	6	649	1051	392	9054	110.4	+2.3
OKC.	3398	7421	.458	1118	3171	.353	1256	1629	.771	906	3060	3966	2142	1463	8	695	1086	490	9170	111.8	-8.1
Wash.	3384	7287	.464	941	2607	.361	1475	1828	.807	840	2786	3626	1941	1634	8	598	972	344	9184	112.0	-3.4
Chi.	3397	7170	.474	960	2620	.366	1430	1799	.795	764	2777	3541	2049	1489	7	584	1071	410	9184	112.0	-0.4
Bkn.	3340	7395	.452	1026	2974	.345	1488	1888	.788	926	2690	3616	1954	1616	3	650	1088	403	9194	112.1	+0.8
Milw.	3391	7431	.456	1186	3328	.356	1227	1634	.751	812	2805	3617	2122	1612	6	606	1070	357	9195	112.1	+3.4
Orl.	3346	7300	.458	1082	2979	.363	1429	1851	.772	852	3014	3866	2034	1501	10	655	1079	428	9203	112.2	-8.0
Atl.	3435	7294	.471	1051	2888	.364	1294	1634	.792	838	2758	3596	2085	1668	12	576	1046	367	9215	112.4	+6.7
Det.	3333	7051	.473	966	2668	.362	1297	2056	.777	847	2946	3793	2061	1625	4	606	1197	427	9229	112.5	-7.7
S.A.	3482	7475	.466	992	2756	.360	1313	1711	.767	933	2902	3835	1970	1553	5	601	1131	403	9269	113.0	+0.1
Minn.	3298	7163	.460	1071	3062	.350	1624	2081	.780	904	2858	3762	2149	1715	15	593	1339	397	9291	113.3	+2.6
Cha.	3444	7388	.466	1148	3170	.362	1385	1815	.763	931	2920	3851	2169	1609	8	617	1229	377	9421	114.9	+0.4
Ind.	3485	7212	.483	985	2645	.372	1470	1845	.797	833	2702	3535	2058	1575	3	664	1087	401	9425	114.9	-3.5
Port.	3373	7045	.479	1129	3046	.371	1564	2014	.777	800	2868	3668	2184	1589	8	672	1150	409	9439	115.1	-8.9
LA-L	3491	7424	.470	1032	2935	.352	1428	1911	.747	902	2920	3822	2154	1647	11	684	1152	338	9442	115.1	-3.0
Sac.	3561	7429	.479	1065	2864	.372	1306	1682	.776	866	2891	3757	207	1665	16	668	1106	395	9493	115.8	-5.5
Hou.	3562	7374	.483	1048	2966	.353	1520	1943	.782	915	2831	3746	2103	1821	13	776	1155	474	9692	118.2	-8.5

2021-22 NBA HIGH-LOW / 2021-22 NBA ATTENDANCE

SINGLE GAME HIGHS - PLAYERS

Minutes	57	Siakam, TOR at MIA, 1/29 (3OT)
Minutes	48	Kalaitzikis, OKC at LAL, 4/10
Field Goals	22	Morant, MEM vs. SAS, 2/28
FG Attempts	37	Durant, BKN vs. NYK, 3/13
3-Pt. Field Goals	11	(3 times) Covington, LAC at MIL, 4/1
3-Pt. FG Attempts	20	Curry, GSW vs. MEM, 10/28 (OT)
3-Pt. FG Attempts	19	Curry, GSW vs. ATL, 11/8
Free Throws	23	Embiid, PHI at NYK, 2/27
FT Attempts	27	Embiid, PHI at NYK, 2/27
Off. Rebounds	12	Looney, GSW vs. MIN, 11/10
Def. Rebounds	21	Sabonis, IND at MIN, 11/29
Rebounds	25	Drummond, PHI vs. NYK, 11/8
Rebounds	25	Sabonis, IND at MIN, 11/29
Assists	19	(3 times) Garland, CLE at PHI, 3/4
Steals	8	George, LAC vs. POR, 10/25
Turnovers	10	Westbrook, LAL at OKC, 10/27
Blocks	8	Gafford, WAS at OKC, 11/26
Blocks	8	Robinson, NYK vs. MEM, 2/2
Points	60	Towns, MIN at SAS, 3/14
Points	60	Irving, BKN at ORL, 3/15

SINGLE GAME HIGHS & LOWS - TEAMS

Field Goals	60	Memphis, vs. OKC, 12/2
Fewest Field Goals	23	(3 times) Portland, at MIN, 3/7
FG Attempts	120	Sacramento, at LAL, 11/26 (3OT)
FG Attempts	114	San Antonio, at LAC, 12/20
Fewest FG Attempts	67	Denver, at DAL, 1/3
Field Goal Pct.	.687	Dallas, at NOP, 12/1
Lowest Field Goal %	.277	Portland, at MIN, 3/7
3-Pt. Field Goals	27	Utah, vs. BOS, 12/3
3-Pt. FG Attempts	58	Orlando, vs. MIA, 4/10
3-Pt. FG Pct.	.630	Toronto, vs. ATL, 2/4
3-Pt. FG Pct.	.630	LA Clippers, vs. LAL, 3/3
Free Throws	42	L.A. Lakers, at DEN, 4/10 (OT)
Free Throws	39	Philadelphia, at NYK, 2/27
Fewest Free Throws	3	Charlotte, vs. WAS, 11/17
FT Attempts	49	Portland, at DET, 3/21
FT Attempts	49	Atlanta, vs. BKN, 4/2
Fewest FT Attempts	5	(3 times) San Antonio, at BOS, 1/5
Free Throw Pct.	1.000	Memphis, at GSW, 10/28 (OT)
Free Throw Pct.	1.000	(36 times) Boston, at MEM, 4/10
Lowest Free Throw %	.308	Dallas, vs. SAS, 10/28
Off. Rebounds	26	Memphis, at MIN, 2/24
Fewest Off. Rebounds	1	(5 times) Orlando, at MEM, 3/5
Def. Rebounds	54	Memphis, vs. SAC, 11/28
Def. Rebounds	54	LA Clippers, at CHA, 1/30
Fewest Def. Rebounds	16	New Orleans, vs. DAL, 12/1
Rebounds	68	Memphis, vs. SAC, 11/28
Rebounds	68	Utah, vs. CHA, 12/20
Fewest Rebounds	25	Sacramento, at GSW, 2/3
Assists	41	(3 times) Memphis, vs. NOP, 4/9
Fewest Assists	8	Toronto, at NOP, 2/14
Personal Fouls	34	Denver, vs. LAL, 4/10 (OT)
Personal Fouls	34	Detroit, vs. POR, 3/21
Personal Fouls	34	Houston, vs. SAC, 3/30
Fewest Personal Fouls	8	Oklahoma City, at GSW, 10/30
Fewest Personal Fouls	8	Cleveland, vs. UTA, 12/5
Steals	21	LA Clippers, vs. POR, 10/25
Turnovers	30	New Orleans, at MIN, 10/23
Turnovers	30	Portland, at LAC, 10/25
Fewest Turnovers	2	Atlanta, at CLE, 12/31
Blocks	16	Memphis, vs. NYK, 3/11
Points	158	Charlotte, at IND, 1/26
Fewest Points	75	(3 times) Sacramento, at BOS, 1/25

2021-22 ATTENDANCE

		HOME ATTENDANCE	
TEAM	G	ATTEN.	AVG.
Atlanta Hawks	41	672,742	16,408
Boston Celtics	41	785,396	19,156
Brooklyn Nets	41	711,539	17,355
Charlotte Hornets	41	700,755	17,092
Chicago Bulls	41	856,148	20,882
Cleveland Cavaliers	41	758,228	18,493
Dallas Mavericks	41	809,315	19,739
Denver Nuggets	41	695,262	16,958
Detroit Pistons	41	663,556	16,184
Golden State Warriors	41	740,624	18,064
Houston Rockets	41	638,977	15,585
Indiana Pacers	41	588,743	14,360
LA Clippers	41	694,005	16,927
Los Angeles Lakers	41	764,631	18,650
Memphis Grizzlies	41	646,785	15,775
Miami Heat	41	804,761	19,628
Milwaukee Bucks	41	715,581	17,453
Minnesota Timberwolves	41	657,148	16,028
New Orleans Pelicans	41	635,941	15,511
New York Knickerbockers	41	763,484	18,622
Oklahoma City Thunder	41	610,829	14,898
Orlando Magic	41	625,401	15,254
Philadelphia 76ers	41	846,867	20,655
Phoenix Suns	41	679,252	16,567
Portland Trail Blazers	41	705,608	17,210
Sacramento Kings	40	577,583	14,440
San Antonio Spurs	41	615,588	15,014
Toronto Raptors	29	547,343	18,874
Utah Jazz	41	750,546	18,306
Washington Wizards	41	637,215	15,542
TOTALS	1217	20,899,853	17,173

		ROAD ATTENDANCE	
TEAM	G	ATTEN.	AVG.
Atlanta Hawks	40	682,933	17,073
Boston Celtics	41	720,930	17,584
Brooklyn Nets	41	715,726	17,457
Charlotte Hornets	40	700,136	17,503
Chicago Bulls	40	727,959	18,199
Cleveland Cavaliers	41	702,513	17,134
Dallas Mavericks	41	700,772	17,092
Denver Nuggets	40	674,599	16,865
Detroit Pistons	41	686,867	16,753
Golden State Warriors	41	740,187	18,053
Houston Rockets	41	682,872	16,655
Indiana Pacers	41	691,096	16,856
LA Clippers	40	676,414	16,910
Los Angeles Lakers	41	745,376	18,180
Memphis Grizzlies	41	727,354	17,740
Miami Heat	40	691,795	17,295
Milwaukee Bucks	41	723,931	17,657
Minnesota Timberwolves	41	689,275	16,812
New Orleans Pelicans	39	652,365	16,727
New York Knickerbockers	40	708,915	17,723
Oklahoma City Thunder	41	682,160	16,638
Orlando Magic	41	699,570	17,063
Philadelphia 76ers	41	680,178	16,590
Phoenix Suns	40	696,126	17,403
Portland Trail Blazers	40	662,399	16,560
Sacramento Kings	41	680,558	16,599
San Antonio Spurs	40	677,597	16,940
Toronto Raptors	41	706,580	17,234
Utah Jazz	40	675,938	16,898
Washington Wizards	41	696,732	16,993
TOTALS	1217	20,899,853	17,173

POINTS PER GAME

	G	FG	FT	PTS	AVG
Embiid, Phi.	68	666	654	2079	30.6
G. Antetokounmpo, Mil.	67	689	553	2002	29.9
Doncic, Dal.	65	641	364	1847	28.4
Young, Atl.	76	711	500	2155	28.4
DeRozan, Chi.	76	774	520	2118	27.9
Jokic, Den.	74	764	379	2004	27.1
Tatum, Bos.	76	708	400	2046	26.9
Booker, Phx.	68	662	315	1822	26.8
Mitchell, Utah	67	617	267	1733	25.9
Curry, G.S.	64	535	275	1630	25.5

REBOUNDS PER GAME

	G	OFF	DEF	TOT	AVG
Gobert, Utah	66	241	727	968	14.7
Jokic, Den.	75	206	813	1019	13.8
Sabonis, Ind.-Sac.	62	201	551	752	12.1
Capela, Atl.	74	279	598	877	11.9
Embiid, Phi.	68	146	650	796	11.7
G. Antetokounmpo, Mil.	67	134	644	778	11.6
Valanciunas, N.O.	74	226	617	843	11.4
Vucevic, Chi.	73	142	662	804	11.0
Carter, Orl.	62	139	509	648	10.5
Ayton, Phx.	58	149	444	593	10.2

ASSISTS PER GAME

	G	AST	AVG
Paul, Phx.	65	702	10.8
Harden, Bkn.-Phi.	65	667	10.3
Young, Atl.	76	737	9.7
Murray, S.A.	68	627	9.2
Doncic, Dal.	65	568	8.7
Garland, Cle.	68	583	8.6
Haliburton, Sac.-Ind.	77	628	8.2
Jokic, Den.	74	584	7.9
Ball, Cha.	75	571	7.6
Lowry, Mia.	63	474	7.5

STEALS PER GAME

	G	STL	AVG
Murray, S.A.	68	138	2.03
Paul, Phx.	65	121	1.86
Trent, Tor.	70	122	1.74
Thybulle, Phi.	66	115	1.74
Haliburton, Sac.-Ind.	77	134	1.74
VanVleet, Tor.	65	111	1.71
Smart, Bos.	71	119	1.68
Jones, N.O.	78	130	1.67
Holiday, Mil.	67	108	1.61
Ball, Cha.	75	119	1.59

BLOCKS PER GAME

	G	BLK	AVG
Jackson, Mem.	78	177	2.27
R. Williams, Bos.	61	134	2.20
Gobert, Utah	66	137	2.08
Robinson, N.Y.	72	133	1.85
Poeltl, S.A.	68	118	1.74
Mobley, Cle.	69	115	1.67
Bamba, Orl.	71	118	1.66
Whiteside, Utah	65	103	1.58
Embiid, Phi.	68	99	1.46
Gafford, Was.	72	99	1.38

FIELD GOAL %

	FG	FGA	PCT
Gobert, Utah	362	508	.713
Allen, Cle.	369	545	.677
Harrell, Was.-Cha.	358	555	.645
Ayton, Phx.	442	697	.634
Zubac, LA-C	310	495	.626
Poeltl, S.A.	410	663	.618
Capela, Atl.	370	604	.613
Jokic, Den.	764	1311	.583
Sabonis, Ind.-Sac.	443	773	.573
Adebayo, Mia.	406	729	.557

3-PT FIELD GOAL %

	3FG	3FGA	PCT
Kennard, LA-C	190	423	.449
Bane, Mem.	228	523	.436
Maxey, Phi.	132	309	.427
Johnson, Phx.	166	391	.425
Ball, Chi.	110	260	.423
Curry, Phi.-Bkn.	158	374	.422
McDermott, S.A.	108	256	.422
Powell, Por.-LA-C	106	253	.419
Irving, Bkn.	100	239	.418
Richardson, Bos.-S.A.	102	246	.415

FREE THROW %

	FT	FTA	PCT
Poole, G.S.	246	266	.925
Curry, G.S.	275	298	.923
Durant, Bkn.	372	409	.910
Young, Atl.	500	553	.904
Gallinari, Atl.	141	156	.904
Bane, Mem.	140	155	.903
Garland, Cle.	215	241	.892
Middleton, Mil.	259	291	.890
Caldwell-Pope, Was.	137	154	.890
Quickley, N.Y.	177	201	.881

MINUTES PER GAME

	G	MIN	AVG
Siakam, Tor.	68	2578	37.9
VanVleet, Tor.	65	2462	37.9
Harden, Bkn.-Phi.	65	2420	37.2
DeRozan, Chi.	76	2743	36.1
Tatum, Bos.	76	2731	35.9
Garland, Cle.	68	2430	35.7
Bridges, Cha.	80	2837	35.5
Doncic, Dal.	65	2301	35.4
Barnes, Tor.	74	2617	35.4
Maxey, Phi.	75	2650	35.3

2022 NBA DRAFT

FIRST ROUND


1	Orlando Magic	Paolo Banchero	F	Duke (Fr.)
2	Oklahoma City Thunder	Chet Holmgren	C	Gonzaga (Fr.)
3	Houston Rockets	Jabari Smith Jr.	F	Auburn (Fr.)
4	Sacramento Kings	Keegan Murray	F	Iowa (Fr.)
5	Detroit Pistons	Jaden Ivey	G	Purdue (So.)
6	Indiana Pacers	Bennedict Mathurin	F	Arizona (So.)
7	Portland Trail Blazers	Shaedon Sharpe	G	Kentucky (Fr.)
8	New Orleans Pelicans	Dyson Daniels	G	G League Ignite
9	San Antonio Spurs	Jeremy Sochan	F	Baylor (Fr.)
10	Washington Wizards	Johnny Davis	G	Wisconsin (So.)
11	New York Knicks	Ousmane Dieng	F	New Zealand Breakers
12	Oklahoma City Thunder	Jalen Williams	F	Santa Clara (Jr.)
13	Charlotte Hornets	Jalen Duren	C	Memphis (Fr.)
14	Cleveland Cavaliers	Ochai Agbaji	F	Kansas (Sr.)
15	Charlotte Hornets	Mark Williams	C	Duke (So.)
16	Atlanta Hawks	A.J. Griffin	F	Duke (Fr.)
17	Houston Rockets	Tari Eason	F	LSU (So.)
18	Chicago Bulls	Dalen Terry	G	Arizona (So.)
19	Minnesota Timberwolves	Jake LaRavia	F	Wake Forest (Jr.)
20	San Antonio Spurs	Malaki Branham	G	Ohio State (Fr.)
21	Denver Nuggets	Christian Braun	F	Kansas (Jr.)
22	Memphis Grizzlies	Walker Kessler	C	Auburn (So.)
23	Philadelphia 76ers	David Roddy	F	Colorado State (Jr.)
24	Milwaukee Bucks	MarJon Beauchamp	G	G League Ignite
25	San Antonio Spurs	Blake Wesley	G	Notre Dame (Fr.)
26	Dallas Mavericks	Wendell Moore Jr.	F	Duke (Jr.)
27	Miami Heat	Nikola Jovic	F	Mega Mozzart (Serbia)
28	Golden State Warriors	Patrick Baldwin Jr.	F	Milwaukee (Fr.)
29	Memphis Grizzlies	TyTy Washington Jr.	G	Kentucky (Fr.)
30	Oklahoma City Thunder	Peyton Watson	F	UCLA (Fr.)

SECOND ROUND

31	Indiana Pacers	Andrew Nembhard	G	Gonzaga (Sr.)
32	Orlando Magic	Caleb Houston	F	Michigan (Fr.)
33	Toronto Raptors	Christian Koloko	C	Arizona (Jr.)
34	Oklahoma City Thunder	Jaylin Williams	C	Arkansas (So.)
35	Los Angeles Lakers	Max Christie	G	Michigan State (Fr.)
36	Portland Trail Blazers	Gabriele Procida	G	Fortitudo Bologna (Italy)
37	Sacramento Kings	Jaden Hardy	G	G League Ignite
38	San Antonio Spurs	Kennedy Chandler	G	Tennessee (Fr.)
39	Cleveland Cavaliers	Khalifa Diop	C	Gran Canaria (Spain)
40	Minnesota Timberwolves	Bryce McGowens	G	Nebraska (Fr.)
41	New Orleans Pelicans	EJ Liddell	F	Ohio State (Fr.)
42	New York Knicks	Trevor Keels	G	Duke (Fr.)
43	LA Clippers	Moussa Diabate	F	Michigan (Fr.)
44	Atlanta Hawks	Ryan Rollins	G	Toledo (So.)
45	Charlotte Hornets	Josh Minott	F	Memphis (Fr.)
46	Detroit Pistons	Ismael Kamagate	C	Paris Basketball
47	Memphis Grizzlies	Vince Williams Jr.	F	VCU (Sr.)
48	Minnesota Timberwolves	Kendall Brown	F	Baylor (Fr.)
49	Cleveland Cavaliers	Isaiah Mobley	F	USC (Jr.)
50	Minnesota Timberwolves	Matteo Spagnolo	G	Vanoli Cremona (Italy)
51	Golden State Warriors	Tyrese Martin	G	UConn (Sr.)
52	New Orleans Pelicans	Karlo Matkovic	F	Mega Mozzart (Serbia)
53	Boston Celtics	JD Davison	G	Alabama (Fr.)
54	Washington Wizards	Yannick Nzosa	C	Unicaja Malaga (Spain)
55	Golden State Warriors	Gui Santos	F	Minas (Brazil)
56	Cleveland Cavaliers	Luke Travers	G	Perth (Australia)
57	Portland Trail Blazers	Jabari Walker	F	Colorado (So.)
58	Indiana Pacers	Hugo Besson	G	New Zealand Breakers

NBA CHAMPIONS BY YEAR

SEASON	CHAMPION	COACH	OPP	W/L
1946-47	Philadelphia	Gottlieb	CHI	4-1
1947-48	Baltimore	Jeannette	PHI	4-2
1948-49	Minneapolis	Kundla	WAS	4-2
1949-50	Minneapolis	Kundla	SYR	4-2
1950-51	Rochester	Harrison	NYK	4-3
1951-52	Minneapolis	Kundla	NYK	4-3
1952-53	Minneapolis	Kundla	NYK	4-1
1953-54	Minneapolis	Kundla	SYR	4-3
1954-55	Syracuse	Cervi	FTW	4-3
1955-56	Philadelphia	Senesky	FTW	4-1
1956-57	Boston	Auerbach	STL	4-3
1957-58	St. Louis	Hannum	BOS	4-2
1958-59	Boston	Auerbach	MIN	4-0
1959-60	Boston	Auerbach	STL	4-3
1960-61	Boston	Auerbach	STL	4-1
1961-62	Boston	Auerbach	LAL	4-3
1962-63	Boston	Auerbach	LAL	4-2
1963-64	Boston	Auerbach	SWF	4-1
1964-65	Boston	Auerbach	LAL	4-1
1965-66	Boston	Auerbach	LAL	4-3
1966-67	Philadelphia	Hannum	SWF	4-2
1967-68	Boston	Russell	LAL	4-2
1968-69	Boston	Russell	LAL	4-3
1969-70	New York	Holzman	LAL	4-3
1970-71	Milwaukee	Costello	BAL	4-0
1971-72	Los Angeles	Sharman	NYK	4-1
1972-73	New York	Holzman	LAL	4-1
1973-74	Boston	Heinsohn	MIL	4-3
1974-75	Golden State	Attles	WAS	4-0
1975-76	Boston	Heinsohn	PHX	4-2
1976-77	Portland	Ramsay	PHI	4-2
1977-78	Washington	Motta	SEA	4-3
1978-79	Seattle	Wilkins	WAS	4-1
1979-80	Los Angeles	Westhead	PHI	4-2
1980-81	Boston	Fitch	HOU	4-2
1981-82	Los Angeles	Riley	PHI	4-2
1982-83	Philadelphia	Cunningham	LAL	4-0
1983-84	Boston	Jones	LAL	4-3
1984-85	L.A. Lakers	Riley	BOS	4-2
1985-86	Boston	Jones	HOU	4-2
1986-87	L.A. Lakers	Riley	BOS	4-2
1987-88	L.A. Lakers	Riley	DET	4-3
1988-89	Detroit	Daly	LAL	4-0
1989-90	Detroit	Daly	POR	4-1
1990-91	Chicago	Jackson	LAL	4-1
1991-92	Chicago	Jackson	POR	4-2
1992-93	Chicago	Jackson	PHX	4-2
1993-94	Houston	Tomjanovich	NYK	4-3
1994-95	Houston	Tomjanovich	ORL	4-0
1995-96	Chicago	Jackson	SEA	4-2
1996-97	Chicago	Jackson	UTA	4-2
1997-98	Chicago	Jackson	UTA	4-2
1998-99	San Antonio	Popovich	NYK	4-1
1999-00	L.A. Lakers	Jackson	IND	4-2
2000-01	L.A. Lakers	Jackson	PHI	4-1
2001-02	L.A. Lakers	Jackson	NJN	4-0
2002-03	San Antonio	Popovich	NJN	4-2
2003-04	Detroit	Brown	LAL	4-1
2004-05	San Antonio	Popovich	DET	4-3
2005-06	Miami	Riley	DAL	4-2
2006-07	San Antonio	Popovich	CLE	4-0
2007-08	Boston	Rivers	LAL	4-2
2008-09	L.A. Lakers	Jackson	ORL	4-1
2009-10	L.A. Lakers	Jackson	BOS	4-3
2010-11	Dallas	Carlsle	MIA	4-2
2011-12	Miami	Spoelstra	OKC	4-1
2012-13	Miami	Spoelstra	SAS	4-3
2013-14	San Antonio	Popovich	MIA	4-1
2014-15	Golden State	Kerr	CLE	4-2
2015-16	Cleveland	Lue	GSW	4-3
2016-17	Golden State	Kerr	CLE	4-1
2017-18	Golden State	Kerr	CLE	4-0
2018-19	Toronto	Nurse	GSW	4-2
2019-20	L.A. Lakers	Vogel	MIA	4-2
2020-21	Milwaukee	Budenholzer	MIL	4-2
2021-22	Golden State	Kerr	BOS	4-2



NBA AWARD WINNERS

MOST VALUABLE PLAYER (MAURICE PODOLOFF TROPHY)

1956	Bob Pettit	STL
1957	Bob Cousy	BOS
1958	Bill Russell	BOS
1959	Bob Pettit	STL
1960	Wilt Chamberlain	PHI
1961	Bill Russell	BOS
1962	Bill Russell	BOS
1963	Bill Russell	BOS
1964	Oscar Robertson	CIN
1965	Bill Russell	BOS
1966	Wilt Chamberlain	PHI
1967	Wilt Chamberlain	PHI
1968	Wilt Chamberlain	PHI
1969	Wes Unseld	BAL
1970	Willis Reed	NYK
1971	K. Abdul-Jabbar	MIL
1972	K. Abdul-Jabbar	MIL
1973	Dave Cowens	BOS
1974	K. Abdul-Jabbar	LAL
1975	Bob McAdoo	BUF
1976	K. Abdul-Jabbar	LAL
1977	K. Abdul-Jabbar	LAL
1978	Bill Walton	POR
1979	Moses Malone	HOU
1980	K. Abdul-Jabbar	LAL
1981	Julius Erving	PHI
1982	Moses Malone	HOU
1983	Moses Malone	PHI
1984	Larry Bird	BOS
1985	Larry Bird	BOS
1986	Larry Bird	BOS
1987	Magic Johnson	LAL
1988	Michael Jordan	CHI
1989	Magic Johnson	LAL
1990	Magic Johnson	LAL
1991	Michael Jordan	CHI
1992	Michael Jordan	CHI
1993	Charles Barkley	PHX
1994	Hakeem Olajuwon	HOU
1995	David Robinson	SAS
1996	Michael Jordan	CHI
1997	Karl Malone	UTA
1998	Michael Jordan	CHI
1999	Karl Malone	UTA
2000	Shaquille O'Neal	LAL
2001	Allen Iverson	PHI
2002	Tim Duncan	SAS
2003	Tim Duncan	SAS
2004	Kevin Garnett	MIN
2005	Steve Nash	PHX
2006	Steve Nash	PHX
2007	Dirk Nowitzki	DAL
2008	Kobe Bryant	LAL
2009	LeBron James	CLE
2010	LeBron James	CLE
2011	Derrick Rose	CHI
2012	LeBron James	MIA
2013	LeBron James	MIA
2014	Kevin Durant	OKC
2015	Stephen Curry	GSW
2016	Stephen Curry	GSW
2017	Russell Westbrook	OKC
2018	James Harden	HOU
2019	G. Antetokounmpo	MIL
2020	G. Antetokounmpo	MIL
2021	Nikola Jokić	DEN
2022	Nikola Jokić	DEN

BILL RUSSELL NBA FINALS MVP

1969	Jerry West	LAL
1970	Willis Reed	NYK
1971	K. Abdul-Jabbar	MIL
1972	Wilt Chamberlain	LAL
1973	Willis Reed	NYK
1974	John Havlicek	BOS
1975	Rick Barry	GSW
1976	Jo Jo White	BOS
1977	Bill Walton	POR
1978	Wes Unseld	WAS
1979	Dennis Johnson	SEA
1980	Magic Johnson	LAL
1981	Cedric Maxwell	BOS
1982	Magic Johnson	LAL
1983	Moses Malone	PHI
1984	Larry Bird	BOS
1985	K. Abdul-Jabbar	LAL
1986	Larry Bird	BOS
1987	Magic Johnson	LAL
1988	James Worthy	LAL
1989	Joe Dumars	DET
1990	Isiah Thomas	DET
1991	Michael Jordan	CHI
1992	Michael Jordan	CHI
1993	Michael Jordan	CHI
1994	Hakeem Olajuwon	HOU
1995	Hakeem Olajuwon	HOU
1996	Michael Jordan	CHI
1997	Michael Jordan	CHI
1998	Michael Jordan	CHI
1999	Tim Duncan	SAS
2000	Shaquille O'Neal	LAL
2001	Shaquille O'Neal	LAL
2002	Shaquille O'Neal	LAL
2003	Tim Duncan	SAS
2004	Chauncey Billups	DET
2005	Tim Duncan	SAS
2006	Dwyane Wade	MIA
2007	Tony Parker	SAS
2008	Paul Pierce	BOS
2009	Kobe Bryant	LAL
2010	Kobe Bryant	LAL
2011	Dirk Nowitzki	DAL
2012	LeBron James	MIA
2013	LeBron James	MIA
2014	Kawhi Leonard	SAS
2015	Andre Iguodala	GSW
2016	LeBron James	CLE
2017	Kevin Durant	GSW
2018	Kevin Durant	GSW
2019	Kawhi Leonard	TOR
2020	LeBron James	LAL
2021	G. Antetokounmpo	MIL
2022	Stephen Curry	GSW

DEFENSIVE PLAYER OF THE YEAR

1983	Sidney Moncrief	MIL
1984	Sidney Moncrief	MIL
1985	Mark Eaton	UTA
1986	Alvin Robertson	SAS
1987	Michael Cooper	LAL
1988	Michael Jordan	CHI
1989	Mark Eaton	UTA
1990	Dennis Rodman	DET
1991	Dennis Rodman	DET
1992	David Robinson	SAS
1993	Hakeem Olajuwon	HOU
1994	Hakeem Olajuwon	HOU
1995	Dikembe Mutombo	DEN
1996	Gary Payton	SEA
1997	Dikembe Mutombo	ATL
1998	Dikembe Mutombo	ATL
1999	Alonzo Mourning	MIA
2000	Alonzo Mourning	MIA
2001	Dikembe Mutombo	PHI
2002	Ben Wallace	DET
2003	Ben Wallace	DET
2004	Ron Artest	IND
2005	Ben Wallace	DET
2006	Ben Wallace	DET
2007	Marcus Camby	DEN
2008	Kevin Garnett	BOS
2009	Dwight Howard	ORL
2010	Dwight Howard	ORL
2011	Dwight Howard	ORL
2012	Tyson Chandler	NYK
2013	Marc Gasol	MEM
2014	Joakim Noah	CHI
2015	Kawhi Leonard	SAS
2016	Kawhi Leonard	SAS
2017	Draymond Green	GSW
2018	Rudy Gobert	UTA
2019	Rudy Gobert	UTA
2020	G. Antetokounmpo	MIL
2021	Rudy Gobert	UTA
2022	Marcus Smart	BOS

ROOKIE OF THE YEAR (EDDIE GOTTlieb TROPHY)

1953	Don Meineke	FTW
1954	Ray Felix	BAL
1955	Bob Pettit	MIL
1956	Maurice Stokes	ROC
1957	Tom Heinsohn	BOS
1958	W. Sauldsberry	PHI
1959	Elgin Baylor	MIN
1960	Wilt Chamberlain	PHI
1961	Oscar Robertson	CIN
1962	Walt Bellamy	CHI
1963	Terry Dischinger	CHI
1964	Jerry Lucas	CIN
1965	Willis Reed	NYK
1966	Rick Barry	SWF
1967	Dave Bing	DET
1968	Earl Monroe	BAL
1969	Wes Unseld	BAL
1970	K. Abdul-Jabbar	MIL
1971	Geoff Petrie	POR
1972	Dave Cowens	BOS
1973	Sidney Wicks	POR
1974	Bob McAdoo	BUF
1975	Ernie DiGregorio	PHI
1976	Keith Wikes	GSW
1977	Alvan Adams	PHX
1978	Adrian Dantley	BUF
1979	Walter Davis	PHX
1980	Phil Ford	KCK
1981	Larry Bird	BOS
1982	Darrell Griffith	UTA
1983	Buck Williams	NJN
1984	Terry Cummings	SDC
1985	Ralph Sampson	HOU
1986	Michael Jordan	CHI
1987	Patrick Ewing	NYK
1988	Chuck Person	IND
1989	Mark Jackson	NYK
1990	Mitch Richmond	GSW
1991	David Robinson	SAS
1992	Derrick Coleman	NJN
1993	Larry Johnson	CHA
1994	Shaquille O'Neal	ORL
1995	Chris Webber	GSW
1996	Grant Hill	DET
1997	Jason Kidd	DAL
1998	Damon Stoudamire	POR
1999	Allen Iverson	PHI
2000	Tim Duncan	SAS
2001	Vince Carter	TOR
2002	Elton Brand	CHI
2003	Steve Francis	HOU
2004	Mike Miller	ORL
2005	Pau Gasol	MEM
2006	Amar'e Stoudemire	PHX
2007	LeBron James	CLE
2008	Emeka Okafor	CHA
2009	Chris Paul	NOK
2010	Brandon Roy	POR
2011	Kevin Durant	SEA
2012	Derrick Rose	CHI
2013	Tyreke Evans	SAC
2014	Blake Griffin	LAC
2015	Kyrie Irving	CLE
2016	Damian Lillard	POR
2017	M. Carter-Williams	PHI
2018	Andrew Wiggins	MIN
2019	K. Towns	MIN
2020	Malcolm Brogdon	MIL
2021	Ben Simmons	PHI
2022	Luka Dončić	DAL
2023	Ja Morant	MEM
2024	LaMelo Ball	CHA
2025	Scottie Barnes	TOR

**J. WALTER KENNEDY
CITIZENSHIP AWARD**

1975	Wes Unseld	WAS
1976	Slick Watts	SEA
1977	Dave Bing	WAS
1978	Bob Lanier	DET
1979	Calvin Murphy	HOU
1980	Austin Carr	CLE
1981	Mike Glenn	NYK
1982	Kent Benson	DET
1983	Julius Erving	PHI
1984	Frank Layden	UTA
1985	Dan Issel	DEN
1986	Michael Cooper	LAL
	Rory Sparrow	NYK
1987	Isiah Thomas	DET
1988	Alex English	DEN
1989	Thurl Bailey	UTA
1990	Doc Rivers	ATL
1991	Kevin Johnson	PHX
1992	Magic Johnson	LAL
1993	Terry Porter	POR
1994	Joe Dumars	DET
1995	Joe O'Toole	ATL
1996	Chris Dudley	POR
1997	P.J. Brown	MIA
1998	Steve Smith	ATL
1999	Brian Grant	POR
2000	Vlade Divac	SAC
2001	Dikembe Mutombo	PHI
2002	Alonzo Mourning	MIA
2003	David Robinson	SAS
2004	Reggie Miller	IND
2005	Eric Snow	CLE
2006	Kevin Garnett	MIN
2007	Steve Nash	PHX
2008	Chauncey Billups	DET
2009	Dikembe Mutombo	HOU
2010	Samuel Dalembert	PHI
2011	Metta World Peace	LAL
2012	Pau Gasol	LAL
2013	Kenneth Faried	DEN
2014	Luol Deng	CLE
2015	Joakim Noah	CHI
2016	Wayne Ellington	BKN
2017	LeBron James	CLE
2018	J.J. Barea	DAL
2019	Damian Lillard	POR
2020	Malcolm Brogdon	IND

SPORTSMANSHIP AWARD

1996	Joe Dumars	DET
1997	Terrell Brandon	CLE
1998	Avery Johnson	SAS
1999	Hersey Hawkins	SEA
2000	Eric Snow	PHI
2001	David Robinson	SAS
2002	Steve Smith	SAS
2003	Ray Allen	SEA
2004	P.J. Brown	NOH
2005	Grant Hill	ORL
2006	Elton Brand	LAC
2007	Luol Deng	CHI
2008	Grant Hill	PHX
2009	Chauncey Billups	DEN
2010	Grant Hill	PHX
2011	Stephen Curry	GSW
2012	Jason Kidd	DAL
2013	Jason Kidd	NYK
2014	Mike Conley Jr.	MEM
2015	Kyle Korver	ATL
2016	Mike Conley Jr.	MEM
2017	Kemba Walker	CHA
2018	Kemba Walker	CHA
2019	Mike Conley Jr.	MEM
2020	Vince Carter	ATL
2021	Jrue Holiday	MIL
2022	Patty Mills	BKN

MOST IMPROVED PLAYER

1986	Alvin Robertson	SAS
1987	Dale Ellis	SEA
1988	Kevin Duckworth	POR
1989	Kevin Johnson	PHX
1990	Rony Seikaly	MIA
1991	Scott Skiles	ORL
1992	Pervis Ellison	WAS
1993	M. Abdul-Rauf	DEN
1994	Don MacLean	WAS
1995	Dana Barros	PHI
1996	Gheorghe Muresan	WAS
1997	Isaac Austin	MIA
1998	Alan Henderson	ATL
1999	Darrell Armstrong	ORL
2000	Jalen Rose	IND
2001	Tracy McGrady	ORL
2002	Jermaine O'Neal	IND
2003	Gilbert Arenas	WAS
2004	Zach Randolph	POR
2005	Bobby Simmons	LAC
2006	Boris Diaw	PHX
2007	Monta Ellis	GSW
2008	Hedo Turkoglu	ORL
2009	Danny Granger	IND
2010	Aaron Brooks	HOU
2011	Kevin Love	MIN
2012	Ryan Anderson	ORL
2013	Paul George	IND
2014	Goran Dragic	PHX
2015	Jimmy Butler	CHI
2016	C.J. McCollum	POR
2017	P. Antetokounmpo	MIL
2018	Victor Oladipo	IND
2019	Pascal Siakam	TOR
2020	Brandon Ingram	NOP
2021	Julius Randle	NYK
2022	Ja Morant	MEM

SIXTH MAN AWARD

1983	Bobby Jones	PHI
1984	Kevin McHale	BOS
1985	Kevin McHale	BOS
1986	Bill Walton	BOS
1987	Ricky Pierce	MIL
1988	Roy Tarpley	DAL
1989	Eddie Johnson	PHX
1990	Ricky Pierce	MIL
1991	Detlef Schrempf	IND
1992	Detlef Schrempf	IND
1993	Cliff Robinson	POR
1994	Dell Curry	CHA
1995	Anthony Mason	NYK
1996	Toni Kukoc	CHI
1997	John Starks	NYK
1998	Danny Manning	PHX
1999	Darrell Armstrong	ORL
2000	Rodney Rogers	PHX
2001	Aaron McKie	PHI
2002	Corliss Williamson	DET
2003	Bobby Jackson	SAC
2004	Antawn Jamison	DAL
2005	Ben Gordon	CHI
2006	Mike Miller	MEM
2007	Leandro Barbosa	PHX
2008	Manu Ginobili	SAS
2009	Jason Terry	DAL
2010	Jamal Crawford	ATL
2011	Lamar Odom	LAL
2012	James Harden	OKC
2013	J.R. Smith	NYK
2014	Jamal Crawford	LAC
2015	Lou Williams	TOR
2016	Jamal Crawford	LAC
2017	Eric Gordon	HOU
2018	Lou Williams	LAC
2019	Lou Williams	LAC
2020	Montrezl Harrell	LAC
2021	Jordan Clarkson	UTA
2022	Tyler Herro	MIA

COACH OF THE YEAR

(RED AUERBACH TROPHY)

1963	Harry Gallatin	STL
1964	Alex Hannum	SFW
1965	Red Auerbach	BOS
1966	Dolph Schayes	PHI
1967	Johnny Kerr	CHI
1968	Richie Guerin	STL
1969	Gene Shue	BAL
1970	Red Holzman	NYK
1971	Dick Motta	CHI
1972	Bill Sharman	LAL
1973	Tom Heinsohn	BOS
1974	Ray Scott	DET
1975	Phil Johnson	KCK
1976	Bill Fitch	CLE
1977	Tom Nissalke	HOU
1978	Hubie Brown	ATL
1979	C. Fitzsimmons	KCK
1980	Bill Fitch	BOS
1981	Jack McKinney	IND
1982	Gene Shue	WAS
1983	Don Nelson	MIL
1984	Frank Layden	UTA
1985	Don Nelson	MIL
1986	Mike Fratello	ATL
1987	Mike Schuler	POR
1988	Doug Moe	DEN
1989	C. Fitzsimmons	PHX
1990	Pat Riley	LAL
1991	Don Chaney	HOU
1992	Don Nelson	GSW
1993	Pat Riley	NYK
1994	Lenny Wilkens	ATL
1995	Del Harris	LAL
1996	Phil Jackson	CHI
1997	Pat Riley	MIA
1998	Larry Bird	IND
1999	Mike Dunleavy	POR
2000	Doc Rivers	ORL
2001	Larry Brown	PHI
2002	Rick Carlisle	DET
2003	Gregg Popovich	SAS
2004	Hubie Brown	MEM
2005	Mike D'Antoni	PHX
2006	Avery Johnson	DAL
2007	Sam Mitchell	TOR
2008	Byron Scott	NOH
2009	Mike Brown	CLE
2010	Scott Brooks	OKC
2011	Tom Thibodeau	CHI
2012	Gregg Popovich	SAS
2013	George Karl	DEN
2014	Gregg Popovich	SAS
2015	Mike Budenholzer	ATL
2016	Steve Kerr	GSW
2017	Mike D'Antoni	HOU
2018	Dwane Casey	TOR
2019	Mike Budenholzer	MIL
2020	Nick Nurse	TOR
2021	Tom Thibodeau	NYK
2022	Monty Williams	PHX

EXECUTIVE OF THE YEAR

1973	Joe Axelson	KCO
1974	Eddie Donovan	BUF
1975	Dick Vertlieb	GSW
1976	Jerry Colangelo	PHX
1977	Ray Patterson	HOU
1978	Angelo Drossos	SAS
1979	Bob Ferry	BOS
1980	Red Auerbach	BOS
1981	Jerry Colangelo	PHX
1982	Bob Ferry	WAS
1983	Zollie Volchock	SEA
1984	Frank Layden	UTA
1985	Vince Boryla	DEN
1986	Stan Kasten	ATL
1987	Stan Kasten	ATL
1988	Jerry Krause	CHI
1989	Jerry Colangelo	PHX
1990	Bob Bass	SAS
1991	Bucky Buckwalter	POR
1992	Wayne Embry	CLE
1993	Jerry Colangelo	PHX
1994	Bob Whitsitt	SEA
1995	Jerry West	LAL
1996	Jerry Krause	CHI
1997	Bob Bass	CHA
1998	Wayne Embry	CLE
1999	Geoff Petrie	SAC
2000	John Gabriel	ORL
2001	Geoff Petrie	NJC
2002	Rod Thorn	SAS
2003	Joe Dumars	DET
2004	Jerry West	MEM
2005	Bryan Colangelo	PHX
2006	Elgin Baylor	LAC
2007	Bryan Colangelo	TOR
2008	Danny Ainge	BOS
2009	Mark Warkentien	DEN
2010	John Hammond	MIL
2011	Gar Forman	CHI
	Pat Riley	MIA
2012	Larry Bird	IND
2013	Masai Ujiri	DEN
2014	R.C. Buford	SAS
2015	Bob Myers	GSW
2016	R.C. Buford	SAS
2017	Bob Myers	GSW
2018	Daryl Morey	HOU
2019	Jon Horst	MIL
2020	Lawrence Frank	LAC
2021	James Jones	PHX
2022	Zach Kleiman	MEM

**KAREEM ABDUL-
JABBAR SOCIAL JUSTICE
CHAMPION**

2021	Carmelo Anthony	POR
2022	Reggie Bullock	DAL

NBA ALL-TIME SINGLE-GAME BESTS

POINTS

Wilt Chamberlain	3/2/62	vs. NYK	100
Kobe Bryant	1/22/06	vs. TOR	81
Wilt Chamberlain	12/8/61	vs. LAL	78***
Wilt Chamberlain	1/13/62	vs. CHI	73
Wilt Chamberlain	11/62/62	at NYK	73
David Thompson	4/9/78	at DET	73
Wilt Chamberlain	11/3/62	at LAL	72
Elgin Baylor	11/15/60	at NYK	71
David Robinson	4/24/94	at LAC	71
Wilt Chamberlain	3/10/63	at SYR	70
Devin Booker	3/24/17	at BOS	70

FIELD GOALS MADE

Wilt Chamberlain	3/2/62	vs. NYK	36-63
Wilt Chamberlain	12/8/61	vs. LAL	31-62***
Wilt Chamberlain	12/16/67	at CHI	30-40
Rick Barry	3/26/74	vs. POR	30-45
Wilt Chamberlain	1/13/62	vs. CHI	29-48
Wilt Chamberlain	11/3/62	at LAL	29-48
Wilt Chamberlain	11/16/62	at NYK	29-43
Wilt Chamberlain	2/9/69	vs. PHX	29-35
Elgin Baylor	11/15/60	at NYK	28-48
Wilt Chamberlain	12/9/61	vs. CHI	28-48
Wilt Chamberlain	1/11/63	vs. LAL	28-47
Wilt Chamberlain	2/7/66	vs. LAL	28-43
David Thompson	4/9/78	at DET	28-38
Kobe Bryant	1/22/06	vs. TOR	28-46

FREE THROWS MADE

Wilt Chamberlain	3/2/62	vs. NYK	28-32
Adrian Dantley	1/4/84	vs. HOU	28-29
Adrian Dantley	11/25/83	vs. DEN	27-31
Adrian Dantley	10/31/80	vs. DAL	26-29
Michael Jordan	2/26/87	vs. NJN	26-27
Anthony Davis	10/29/19	vs. MEM	26-27
Dwight Howard	3/12/13	at ORL	25-39
Frank Selvy	12/2/54	vs. MIN	24-26
Willie Burton	12/13/94	vs. MIA	24-28
Allen Iverson	2/12/05	vs. ORL	24-27
LeBron James	3/12/06	vs. MIA	24-28
Kevin Durant	1/23/09	at LAC	24-26
DeMar DeRozan	3/4/16	vs. POR	24-25
Devin Booker	3/24/17	at BOS	24-26
James Harden	12/3/19	at SAS	24-24**

ASSISTS

Scott Skiles	12/30/90	vs. DEN	30
Kevin Porter	2/24/78	vs. HOU	29
Bob Cousy	2/27/59	vs. LAL	28
Guy Rodgers	3/14/63	vs. STL	28
John Stockton	1/15/91	vs. SAS	28
Geoff Huston	1/27/82	vs. GSW	27
John Stockton	12/19/89	at NYK	27
John Stockton	4/14/88	vs. POR	26
Rajon Rondo	12/27/17	vs. NOP	25
Ernie DiGregorio	1/1/74	at POR	25
Kevin Porter	3/9/79	vs. BOS	25
Kevin Porter	4/1/79	at PHX	25
Isiah Thomas	2/13/85	vs. DAL	25
Nate McMillan	2/23/87	vs. LAC	25
Kevin Johnson	4/6/94	vs. SAS	25
Jason Kidd	2/8/96	vs. UTA	25**

REBOUNDS

Wilt Chamberlain	11/24/60	vs. BOS	55
Bill Russell	2/5/60	vs. SYR	51
Bill Russell	11/16/57	vs. PHI	49
Bill Russell	3/11/65	vs. DET	49
Wilt Chamberlain	2/6/60	vs. SYR	45
Wilt Chamberlain	1/21/61	vs. LAL	45
Wilt Chamberlain	11/10/59	vs. NYK	43
Wilt Chamberlain	12/8/61	vs. LAL	43***
Bill Russell	1/20/63	vs. LAL	43
Wilt Chamberlain	3/6/65	vs. BOS	43

STEALS

Larry Kenon	12/26/76	at KCK	11
Kendall Gill	4/3/99	vs. MIA	11
Jerry West	12/7/73	vs. SEA	10
Larry Steele	11/16/74	vs. LAL	10
Fred Brown	12/3/76	at PHI	10
Gus Williams	2/22/78	at NJN	10
Eddie Jordan	3/23/79	at PHI	10
Johnny Moore	3/6/85	vs. IND	10
Fat Lever	3/9/85	vs. IND	10
Clyde Drexler	1/10/86	at MIL	10
Alvin Robertson	2/18/86	vs. PHX	10
Alvin Robertson	11/22/86	at LAC	10
Ron Harper	3/10/87	vs. PHI	10
Michael Jordan	1/29/88	vs. NJN	10
Alvin Robertson	1/11/89	vs. HOU	10*
Alvin Robertson	11/19/90	vs. UTA	10
Kevin Johnson	12/9/93	vs. WAS	10
Clyde Drexler	11/1/96	vs. SAC	10
Mookie Blaylock	4/14/98	vs. PHI	10
Michael Finley	1/23/01	vs. PHI	10
Brandon Roy	1/24/09	vs. WAS	10
Draymond Green	2/10/17	at MEM	10
Lou Williams	1/20/18	at UTA	10
T.J. McConnell	3/3/21	at CLE	10

BLOCKED SHOTS

Elmore Smith	10/28/73	vs. POR	17
Manute Bol	1/25/86	vs. ATL	15
Manute Bol	2/26/87	vs. IND	15
Shaquille O'Neal	11/20/93	at NJN	15
Elmore Smith	10/26/73	vs. DET	14
Elmore Smith	11/4/73	vs. HOU	14
Mark Eaton	1/18/85	vs. POR	14
Mark Eaton	2/18/89	vs. SAS	14
George Johnson	2/24/81	vs. GSW	13
Mark Eaton	2/18/83	vs. POR	13
Darryl Dawkins	11/5/83	vs. PHI	13
Ralph Sampson	12/9/83	at CHI	13*
Manute Bol	2/2/90	vs. NJN	13
Shawn Bradley	4/7/98	vs. POR	13

* number of overtimes



YEAR IN REVIEW

94	Overall Season Statistics
94	Lakers Transactions
95	Home / Road Statistics
96	2021-22 Key Dates
97	Breakdown
98	Game-by-Game
99	Miscellaneous Statistics
100	Highs / Lows

2021-22 OVERALL SEASON STATISTICS

PLAYER	- FIELD GOALS -					- 3-POINT FG -			- FREE THROWS -			- REBOUNDS -					PTS	AVG					
	G	GS	MIN	FG	FGA	PCT	FG	FGA	PCT	FT	FTA	PCT	OFF	DEF	TOT	AST			PF	DQ	STL	TO	BLK
James	56	56	2084	640	1221	.524	161	448	.359	254	336	.756	63	396	459	349	121	0	73	196	59	1695	30.3
Davis	40	40	1404	370	695	.532	13	70	.186	174	244	.713	106	288	394	122	97	0	49	82	90	927	23.2
Westbrook	78	78	2678	548	1233	.444	79	265	.298	266	399	.667	110	470	580	550	235	2	75	295	20	1441	18.5
Monk	76	37	2139	391	827	.473	173	442	.391	93	117	.795	37	219	256	218	138	0	61	121	29	1048	13.8
Anthony	69	3	1793	319	723	.441	149	397	.375	132	159	.830	62	226	288	68	166	0	47	59	52	919	13.3
Horton-Tucker	60	19	1511	224	538	.416	49	182	.269	100	125	.800	37	156	193	159	148	0	59	82	29	597	10.0
Thomas	4	1	101	12	39	.308	5	22	.227	8	11	.727	7	6	12	0	12	0	0	5	2	37	9.3
Reaves	61	19	1418	146	318	.459	53	167	.317	99	118	.839	45	148	193	110	87	0	29	40	20	444	7.3
Doumbouya	2	0	16	5	8	.625	1	2	.500	3	4	.750	2	4	6	0	1	0	3	2	2	14	7.0
M. Jones	4	0	51	7	15	.467	1	4	.250	12	15	.800	1	9	10	4	8	0	2	1	0	27	6.8
Ellington	43	9	810	98	237	.414	82	211	.389	9	11	.818	10	67	77	30	42	0	23	19	5	287	6.7
Johnson	48	27	1094	117	251	.466	33	105	.314	53	74	.716	34	121	155	80	109	1	43	35	14	320	6.7
Bradley	62	45	1406	148	350	.423	82	210	.390	16	18	.889	31	105	136	47	118	1	53	38	9	394	6.4
Howard	60	27	971	134	219	.612	8	15	.533	96	146	.658	118	238	356	35	115	1	34	47	36	372	6.2
Gabriel (TOT)	26	5	359	54	110	.491	8	28	.286	25	42	.595	39	58	97	13	68	0	5	16	11	141	5.4
Gabriel (LAL)	19	5	311	49	97	.505	6	23	.261	23	38	.605	34	48	82	11	57	0	4	13	9	127	6.7
Augustin (TOT)	55	2	883	94	222	.423	68	164	.415	38	43	.884	11	57	68	107	39	0	17	56	1	294	5.3
Augustin (LAL)	21	0	373	39	86	.453	29	68	.426	5	5	1.000	4	23	27	33	22	0	7	11	1	112	5.3
Jordan	32	19	408	60	89	.674	0	0	---	12	26	.462	51	121	172	13	50	0	10	21	26	132	4.1
Ariza	24	11	462	33	99	.333	20	74	.270	10	18	.556	10	72	82	27	20	0	13	11	6	96	4.0
McClung (TOT)	2	0	24	3	6	.500	1	3	.333	1	1	1.000	0	3	3	1	5	0	1	3	1	8	4.0
McClung (LAL)	1	0	22	2	5	.400	1	3	.333	1	1	1.000	0	3	3	1	5	0	1	2	1	6	6.0
Bazemore	39	14	545	45	139	.324	29	80	.363	13	17	.765	13	56	69	34	70	0	25	21	9	332	3.4
Rondo	18	0	289	23	71	.324	8	30	.267	1	2	.500	10	39	49	67	25	0	12	34	5	55	3.1
J. Jones	2	0	15	2	3	.667	0	0	---	0	0	---	2	1	3	0	2	0	1	0	0	4	2.0
Collison	3	0	37	2	7	.286	0	3	.000	0	0	---	0	4	4	2	5	0	1	1	0	4	1.3
Brown	2	0	21	1	7	.143	0	3	.000	0	0	---	0	2	2	0	0	0	0	1	0	2	1.0
Huff	4	0	20	0	3	.000	0	2	.000	0	0	---	1	3	4	1	0	0	1	1	0	11	0.0
LAKERS	82	-	19980	3415	7280	.469	982	2826	.347	1380	1884	.732	782	2826	3608	1967	1654	5	626	1190	425	9192	112.1
OPPONENTS	82	-	19980	3491	7424	.470	1032	2935	.352	1428	1911	.747	902	2921	3823	2154	1647	11	683	1152	339	9442	115.1

PLAYER	- SINGLE-GAME HIGHS -							- AVERAGE PER GAME -							- CAREER HIGHS (C=SET, T=TIED THIS SEASON) -													
	MIN	REB	AST	ST	TO	BLK	PTS	MIN	REB	AST	STL	TO	BLK	PTS	FG	FGA	FT	FTA	REB	AST	PTS	FG	FGA	FT	FTA	REB	AST	PTS
Davis	50	15	12	4	7	4	56	37.2	8.2	6.2	1.30	3.5	1.05	30.3	23	36	24	28	19	19	61	23	36	24	28	19	19	61
Davis	49	18	8	4	6	5	35	35.1	9.9	3.1	1.23	2.1	2.25	23.2	24	35	26	27	26	9	59	24	35	26	27	26	9	59
Westbrook	51	14	15	4	10	2	35	34.3	7.4	7.1	0.96	3.8	0.26	18.5	21	44	20	22	21	24	58	21	44	20	22	21	24	58
Monk	44	10	7	3	5	3	41	28.1	3.4	2.9	0.80	1.6	0.38	13.8	14C	25C	9	9	10T	8	41C	14C	25C	9	9	10T	8	41C
Anthony	43	11	5	3	4	4	29	26.0	4.2	1.0	0.68	0.9	0.75	13.3	23	36	19	24	22	11	62	23	36	19	24	22	11	62
Horton-Tucker	39	12	7	6	4	4	40	25.2	3.2	2.7	0.98	1.4	0.48	10.0	15C	28C	8C	9C	12C	11	40C	15C	28C	8C	9C	12C	11	40C
Thomas	32	3	3	0	2	1	19	25.2	2.0	1.5	0.00	1.3	0.50	9.3	15	31	17	17	11	15	52	15	31	17	17	11	15	52
Reaves	42	16	10	3	3	2	31	23.2	3.2	1.8	0.48	0.7	0.33	7.3	7C	17C	14C	14C	16C	10C	31	7C	17C	14C	14C	16C	10C	31
Doumbouya	8	4	0	2	1	1	10	8.2	3.0	0.0	1.50	1.0	1.00	7.0	10	15	6	8	11	4	24	10	15	6	8	11	4	24
M. Jones	24	5	3	1	1	0	13	12.6	2.5	1.0	0.50	0.3	0.00	6.8	8	12	9	10	6	4	32	8	12	9	10	6	4	32
Ellington	38	5	3	3	3	1	18	18.8	1.8	0.7	0.53	0.4	0.12	6.7	12	20	6	6	10	6	24	12	20	6	6	10	6	24
Johnson	46	8	8	3	6	3	21	22.8	3.2	1.7	0.90	0.7	0.29	6.7	12	22	9	11	12	8C	35	12	22	9	11	12	8C	35
Bradley	39	9	4	4	3	1	22	22.7	2.2	0.8	0.85	0.6	0.15	6.4	15	24	7	10	13	7	33	15	24	7	10	13	7	33
Howard	35	16	3	3	3	3	24	16.2	5.9	0.6	0.57	0.8	0.60	6.2	16	24	25	39	30	7	45	16	24	25	39	30	7	45
Gabriel (TOT)	38	10	3	2	3	2	17	13.8	3.7	0.5	0.19	0.6	0.42	5.4	7C	13C	4C	5C	10C	37	17C	7C	13C	4C	5C	10C	37	17C
Gabriel (LAL)	38	10	3	2	3	2	17	16.4	4.3	0.6	0.21	0.7	0.47	6.7														
Augustin (TOT)	27	4	8	3	4	1	22	16.1	1.2	1.9	0.31	1.0	0.02	5.3	12	22	13	13	9	14	35	12	22	13	13	9	14	35
Augustin (LAL)	26	4	6	3	2	1	20	17.8	1.3	1.6	0.33	0.5	0.05	5.3														
Jordan	25	11	2	2	3	3	10	12.8	5.4	0.4	0.31	0.7	0.81	4.1	12	15	12	34	27	9	30	12	15	12	34	27	9	30
Ariza	35	8	4	3	4	2	12	19.3	3.4	1.1	0.54	0.5	0.25	4.0	14	23	10	12	15	11	40	14	23	10	12	15	11	40
McClung (TOT)	22	3	1	1	2	1	6	12.2	1.5	0.5	0.50	1.5	0.50	4.0	2C	5C	1C	1C	3C	1C	6C	2C	5C	1C	1C	3C	1C	6C
McClung (LAL)	22	3	1	1	2	1	6	21.8	3.0	1.0	1.00	2.0	1.00	6.0														
Bazemore	31	7	4	4	3	1	13	14.0	1.8	0.9	0.64	0.5	0.23	3.4	14	25	10	10	13	8	32	14	25	10	10	13	8	32
Rondo	24	8	8	2	5	1	8	16.1	2.7	3.7	0.67	1.9	0.28	3.1	15	27	11	15	17	25	35	15	27	11	15	17	25	35
J. Jones	12	2	0	1	0	0	2	7.4	1.5	0.0	0.50	0.0	0.00	2.0	5	13	1	2	16	5	11	5	13	1	2	16	5	11
Collison	14	2	1	1	1	0	2	12.4	1.3	0.7	0.33	0.3	0.00	1.3	15	23	12	13	13	20	35	15	23	12	13	13	20	35
Brown	15	1	0	1	0	0	2	10.3	1.0	0.0	0.00	0.5	0.00	1.0	5	12	3	4	9	3	16	5	12	3	4	9	3	16
Huff	8	2	1	1	1	1	0	5.1	1.0	0.3	0.25	0.3	0.25	0.0	0C	2C	0C	0C	2C	1C	0C	0C	2C	0C	0C	2C	1C	0C
LAKERS	315	59	37	15	23	12	146	243.7	44.0	24.0	7.63	14.5	5.18	112.1	69	138	52	69	107	51	162	69	138	52	69	107	51	162
OPPONENTS	315	64	39	18	27	10	141	243.7	46.6	26.3	8.33	14.0	4.13	115.1	72	153	56	67	108	48	171							

2021-22 HOME & ROAD STATISTICS

2021-22 LAKERS REGULAR SEASON HOME STATISTICS (21-20)

PLAYER	G	GS	MIN	- FIELD GOALS -			- 3-POINT FG -			- FREE THROWS -			- REBOUNDS -			AST	PF	DQ	STL	TO	BLK	PTS	AVG
				FG	FGA	PCT	FG	FGA	PCT	FT	FTA	PCT	OFF	DEF	TOT								
James	31	31	1155	365	674	.542	91	242	.376	147	190	.774	35	212	247	191	69	0	45	113	27	968	31.2
Davis	22	22	792	208	395	.540	10	37	.270	109	152	.717	66	178	244	75	54	0	32	50	52	535	24.3
Westbrook	40	40	1358	243	424	.420	34	126	.270	129	194	.658	57	233	290	284	126	2	44	154	11	689	17.2
Anthony	35	2	952	181	378	.479	88	206	.427	61	78	.782	34	124	158	35	82	0	28	21	29	511	14.6
Monk	39	15	1064	182	390	.467	80	203	.394	37	51	.725	19	94	113	105	66	0	30	62	16	481	12.3
Horton-Tucker	29	9	802	125	284	.440	26	98	.265	59	76	.776	19	86	105	89	69	0	32	42	17	335	11.6
Johnson	21	13	451	53	109	.486	15	46	.326	22	32	.688	20	48	68	39	51	1	16	11	5	143	6.8
Ellington	20	4	360	46	105	.438	39	93	.419	2	3	.667	4	26	30	14	18	0	9	5	3	133	6.7
M. Jones	3	0	27	6	12	.500	1	3	.333	5	7	.714	1	4	5	1	4	0	1	1	0	18	6.0
Howard	30	12	482	66	116	.569	2	6	.333	45	73	.616	61	128	189	19	58	1	24	26	26	179	6.0
Bradley	30	22	672	66	162	.407	35	99	.354	8	9	.889	14	49	63	22	53	0	24	14	6	175	5.8
Reaves	30	8	641	59	134	.440	15	72	.208	27	33	.818	12	54	66	35	50	0	15	18	10	160	5.3
Gabriel (LAL)	6	1	102	16	35	.457	2	9	.222	3	4	.750	12	22	34	3	22	0	0	3	6	37	6.2
Jordan	18	10	211	33	42	.786	0	0	---	7	13	.538	28	58	86	10	29	0	7	13	15	73	4.1
Doumbouya	1	0	8	1	4	.250	0	1	.000	2	2	1.000	1	1	2	0	0	0	1	1	1	4	4.0
Ariza	13	6	247	17	50	.340	11	39	.282	6	11	.545	2	41	43	10	12	0	7	3	3	51	3.9
Augustin (LAL)	7	0	123	8	25	.320	6	20	.300	2	2	1.000	0	9	9	12	9	0	2	2	0	24	3.4
Bazemore	19	10	304	22	68	.324	13	40	.325	7	10	.700	6	23	29	11	37	0	15	7	6	66	3.4
Thomas	2	0	47	2	16	.125	0	9	.000	1	2	.500	0	4	4	4	7	0	0	2	1	5	2.5
J. Jones	2	0	15	2	3	.667	0	0	---	0	0	---	2	1	3	0	2	0	1	0	0	4	2.0
Rondo	9	0	159	7	31	.226	4	17	.235	0	0	---	5	20	25	40	12	0	7	18	4	18	2.0
Collison	1	0	12	0	3	.000	0	2	.000	0	0	---	0	2	2	1	3	0	0	0	0	0	0.0
Huff	2	0	7	0	2	.000	0	1	.000	0	0	---	0	2	2	0	0	0	0	1	1	0	0.0
TEAM	41	-	9990	1728	3654	.473	472	1369	.345	679	944	.719	398	1419	1817	1000	833	4	340	600	239	4607	112.4
OPPONENTS	41	-	9990	1705	3698	.461	498	1440	.346	721	978	.737	464	1463	1927	1065	831	7	336	612	170	4629	112.9

TEAM	- SINGLE-GAME HIGHS -							- AVERAGE PER GAME -							- AVERAGE PER 48 MINUTES -						
	MIN	REB	AST	ST	TO	BL	PTS	MIN	REB	AST	STL	TO	BLK	PTS	REB	AST	PF	STL	TO	BLK	PTS
TEAM	315	57	37	15	23	12	139	243.7	44.3	24.4	8.29	14.6	5.83	112.4	43.7	24.0	20.0	8.17	14.4	5.74	110.7
OPPONENTS	315	64	33	16	27	10	141	243.7	47.0	26.0	8.20	14.9	4.15	112.9	46.3	25.6	20.0	8.07	14.7	4.08	111.2

2021-22 LAKERS REGULAR SEASON ROAD STATISTICS (12-29)

PLAYER	G	GS	MIN	- FIELD GOALS -			- 3-POINT FG -			- FREE THROWS -			- REBOUNDS -			AST	PF	DQ	STL	TO	BLK	PTS	AVG
				FG	FGA	PCT	FG	FGA	PCT	FT	FTA	PCT	OFF	DEF	TOT								
James	25	25	929	275	547	.503	70	206	.340	107	146	.733	28	184	212	158	52	0	28	83	32	727	29.1
Davis	18	18	612	162	310	.523	3	33	.091	65	92	.707	40	110	150	47	43	0	17	32	38	392	21.8
Westbrook	38	38	1320	285	607	.470	45	139	.324	137	203	.675	53	237	290	266	109	0	31	141	9	752	19.8
Monk	2	1	54	10	23	.435	5	13	.385	7	9	.778	1	3	4	2	5	0	0	3	1	32	16.0
Thomas	37	22	1074	209	437	.478	93	239	.389	56	66	.848	18	125	143	113	72	0	31	59	13	567	15.3
Anthony	34	1	841	138	345	.400	61	191	.319	71	81	.877	28	102	130	33	84	0	19	38	23	408	12.0
Doumbouya	1	0	8	4	4	1.000	1	1	1.000	1	2	.500	1	3	4	0	1	0	2	1	1	10	10.0
Reaves	31	11	776	87	184	.473	38	95	.400	72	85	.847	33	94	127	75	37	0	14	22	10	284	9.2
M. Jones	1	0	24	1	3	.333	0	1	.000	7	8	.875	0	5	5	3	4	0	1	0	0	9	9.0
Horton-Tucker	31	10	709	99	254	.390	23	84	.274	41	49	.837	18	70	88	70	79	0	27	40	12	262	8.5
Bradley	32	23	734	82	188	.436	47	111	.423	8	9	.889	17	56	73	25	65	1	29	24	3	219	6.8
Ellington	23	5	451	52	132	.394	43	118	.364	7	8	.875	6	41	47	16	24	0	14	14	2	154	6.7
Johnson	27	14	643	64	142	.451	18	59	.305	31	42	.738	14	73	87	41	58	0	27	24	9	177	6.6
Howard	30	15	489	68	103	.660	6	9	.667	51	73	.699	57	110	167	16	57	0	10	21	10	193	6.4
Augustin (LAL)	14	0	250	31	61	.508	23	48	.479	3	3	1.000	4	14	18	21	13	0	5	9	1	88	6.3
McClung (LAL)	1	0	22	2	5	.400	1	3	.333	1	1	1.000	0	3	3	1	5	0	1	2	1	6	6.0
Gabriel (LAL)	13	4	209	33	62	.532	4	14	.286	20	34	.588	22	26	48	8	35	0	4	10	3	90	6.9
Jordan	14	9	177	27	47	.574	0	0	---	5	13	.385	23	63	86	3	21	0	3	8	11	59	4.2
Rondo	9	0	131	16	40	.400	4	13	.308	1	2	.500	5	19	24	27	13	0	5	16	1	37	4.1
Ariza	11	5	216	16	49	.327	9	35	.257	4	7	.571	8	31	39	17	8	0	6	8	3	45	4.1
Bazemore	20	4	241	23	71	.324	16	40	.400	6	7	.857	7	33	40	23	33	0	10	14	3	68	3.4
Collison	2	0	25	2	4	.500	0	1	.000	0	0	---	0	2	2	1	2	0	1	1	0	4	2.0
Brown	2	0	21	1	7	.143	0	3	.000	0	0	---	0	2	2	0	0	0	0	1	0	2	1.0
Huff	2	0	13	0	1	.000	0	1	.000	0	0	---	1	1	2	1	1	0	1	0	0	0	0.0
TEAM	41	-	9990	1687	3626	.465	510	1457	.350	701	940	.746	384	1407	1791	967	821	1	286	590	186	4585	111.8
OPPONENTS	41	-	9990	1786	3726	.469	534	1495	.357	707	933	.758	438	1458	1896	1089	816	4	347	540	169	4813	117.4

TEAM	- SINGLE-GAME HIGHS -							- AVERAGE PER GAME -							- AVERAGE PER 48 MINUTES -						
	MIN	REB	AST	ST	TO	BL	PTS	MIN	REB	AST	STL	TO	BLK	PTS	REB	AST	PF	STL	TO	BLK	PTS
TEAM	265	59	34	12	22	10	146	243.7	43.7	23.6	8.98	14.4	4.54	111.8	43.0	23.2	19.7	6.87	14.2	4.47	110.2
OPPONENTS	265	61	39	18	20	9	141	243.7	46.2	26.6	8.46	13.2	4.12	117.4	45.5	26.2	19.6	6.34	13.0	4.06	115.6

2021-22 LAKERS KEY DATES

Oct. 24, 2021 — LAKERS 121, GRIZZLIES 118 (W)

Los Angeles picked up their first win of the 2021-22 season as they took down the Memphis Grizzlies at Crypto.com Arena, 121-118. The Lakers shot 53.3 percent from three-point range, ultimately connecting on 16 triples in the victory. Carmelo Anthony had his best performance with the Lakers, finishing with a team-high 28 points, three rebounds, one assist, one steal and two blocks in a game that saw him pass Moses Malone for ninth on the NBA's all-time scoring list.

Nov. 21, 2021 — LAKERS 121, PISTONS 116 (W)

Los Angeles recorded their largest come-from-behind victory of the season as they rallied to defeat the Detroit Pistons, 121-116, in a game in which they trailed by as many as 17 points. The Lakers held Detroit to just 16.7 percent shooting from the field in the final frame and outscored their opponent by 20 points in the final 12 minutes. Anthony Davis finished with 30 points, 10 rebounds, six assists, four steals and five blocks in 40 minutes, marking the first time that Davis has tallied 30+ points, 10+ rebounds, 5+ steals, 4+ steals and 5+ blocks in a game. Davis became just the fourth player in NBA history to tally such statistics, joining Hakeem Olajuwon, Kareem Abdul-Jabbar and Michael Jordan. Carmelo Anthony led the second unit with 18 points (5-8 3FG), two rebounds and two blocks in 30 minutes to help push the Lakers to victory.

Dec. 9, 2021 — LAKERS 138, GRIZZLIES 115 (L)

LeBron James became the fifth player in NBA history to record 100 triple-doubles as he finished with 20 points, 10 rebounds, 11 assists, four steals and two blocks against the Grizzlies. James' strong performance was ultimately not enough in the end as Los Angeles fell to Memphis, 108-95, in the first leg of their back-to-back. The Lakers held a lead after the first quarter, but the Grizzlies grabbed momentum from that point on and never looked back.

Dec. 15, 2021 — LAKERS 107, MAVERICKS 104 (W)

Austin Reaves hit a game-winning three-pointer with 0.9 seconds remaining in overtime to give the Lakers a 107-104 victory over the Dallas Mavericks. The outcome marked the team's third straight victory and their fifth overtime victory of the season. Reaves finished with then-career-highs in points (15) and rebounds (7) in the win, while Russell Westbrook tallied 23 points, 10 rebounds and nine assists.

Dec. 28, 2020 — LAKERS 132, ROCKETS 123 (W)

LeBron James and Russell Westbrook each recorded triple-doubles in a road victory over the Houston Rockets, 132-123, becoming the third pair of Lakers teammates to ever accomplish the feat. James also became the third player in NBA history to score 36,000 points as he finished with 32 points, 10 rebounds, 11 assists, one steal and two blocks in 39 minutes, his fifth straight game with 30+ points. Westbrook tallied his seventh triple-double of the season with 24 points, 13 rebounds and 10 assists as James and Westbrook became the first pair of Lakers teammates to record a triple-double in the same game since James and Lonzo Ball did so on 12/15/18.

Mar. 5, 2022 — LAKERS 124, WARRIORS 116 (W)

LeBron James led the Lakers to victory over the Golden State Warriors at Crypto.com Arena with one of his best performance since joining the franchise, finishing with a season-best 56 points (19-31 FG, 6-11 3FG, 12-13 FT), 10 rebounds, three assists and one block. The performance was his 13th career game with 50+ points and his sixth 50-point double-double as he became the first Lakers player since Shaquille O'Neal in 2000 to have a game with 55+ points and 10+ rebounds. James also became just the fourth player in NBA history to record a 50-point game at age 37 or older.

Mar. 11, 2022 — LAKERS 122, WIZARDS 109 (W)

The Lakers won their second straight home game as they beat the Washington Wizards, 122-109, on a Friday night at Crypto.com Arena. Los Angeles scored a season-best 70 points in the second half and shot 52.7 percent from the field in the win. LeBron James dominated the game with 50 points, seven rebounds, six assists and one block in 36 minutes, his second consecutive home game with 50+ points. Russell Westbrook moved to 11th on the NBA's all-time assists list with five points, three rebounds, nine assists, one steal and one block.

Mar. 13, 2022 — LAKERS 111, SUNS 140 (L)

LeBron James recorded his 10,000th career assist, becoming the first player in NBA history to record 10,000+ points, 10,000+ rebounds and 10,000+ assists. James finished the game with 31 points, seven rebounds, six assists and one block in 30 minutes, but the Lakers could not recover from a 48-22 first-quarter deficit and fell to the Suns in Phoenix, 140-111.

Mar. 18, 2022 — LAKERS 128, RAPTORS 123 (W)

The Lakers took down the Toronto Raptors, 128-123, in an overtime thriller in Canada. Los Angeles made a season-high-tying 19 three-pointers in the win and dished out 33 assists. Russell Westbrook tallied his 10th triple-double of the season with 22 points, 10 rebounds, 10 assists and one steal. His one steal proved to be critical to the victory as it led to a game-tying three-pointer with 0.9 seconds remaining to send the game to overtime. LeBron James led the team in scoring with 36 points, nine rebounds, seven assists and two blocks. Wenyen Gabriel had the best game of his young career, finishing with a career-high 17 points (7-8 FG), three rebounds, two assists and one block in his first start with the Lakers.

Mar. 19, 2022 — LAKERS 119, WIZARDS 127 (L)

LeBron James moved into second place on the NBA's all-time scoring list with a layup in the second quarter, passing Karl Malone. James ended the historic night with 38 points, 10 rebounds and six assists in 36 minutes. Los Angeles dropped the second end of a back-to-back as they fell to the Washington Wizards, 127-119. The Lakers led by as many as 16 points in the contest, but the Wizards outscored Los Angeles by 14 points in the final frame to secure the victory.

Apr. 11, 2022 — LAKERS 146, NUGGETS 141 (W)

The Lakers ended their 2021-22 campaign on a high note as they beat the Denver Nuggets, 146-141, behind some career performances from their young players. Los Angeles overcame a 17-point deficit to send the game to overtime and eventually pulled away with the victory. Austin Reaves had a performance for the ages, finishing with 31 points, 16 rebounds and 10 assists for his first career triple-double. Reaves became the fifth Lakers player to tally a triple-double in their rookie season and just the second undrafted rookie to ever secure a triple-double. Malik Monk also had a remarkable night, finishing with a career-best 41 points, four rebounds and one assist in 35 minutes. Wenyen Gabriel secured his first career double-double with 14 points and 10 rebounds as well to help the Lakers pull out the overtime victory to end their season.

RECORDS

	RECORD	HOME	ROAD	OT
OVERALL	33-49	21-20	12-29	8-2
Atlantic	4-6	2-3	2-3	2-0
Central	5-5	2-3	3-2	1-0
Southeast	6-4	5-0	1-4	2-0
EASTERN	15-15	9-6	6-9	5-0
Southwest	7-11	4-5	3-6	2-1
Northwest	8-10	6-3	2-7	1-0
Pacific	3-13	2-6	1-7	0-1
WESTERN	18-34	12-14	6-20	3-2

AT START OF:

	OVERALL	HOME	ROAD
2nd Quarter			
Ahead:	17-19	11-8	6-11
Behind:	14-27	8-10	6-17
Tied:	2-3	2-2	0-1
3rd Quarter			
Ahead:	17-12	12-4	5-8
Behind:	14-35	8-14	6-21
Tied:	2-2	1-2	1-0
4th Quarter			
Ahead:	18-14	13-7	5-7
Behind:	14-35	8-13	6-22
Tied:	1-0	0-0	1-0

BY FIELD GOAL PERCENTAGE

	OVERALL	HOME	ROAD
-44%	5-21	3-9	2-12
45-49%	15-17	8-6	7-11
50-54%	11-10	9-5	2-5
55-59%	2-1	1-0	1-1
+60%	0-0	0-0	0-0

STREAKS

	OVERALL	HOME	ROAD
Long Win	4	4	2
Long Loss	8	4	11

RECORDS BY MONTH

	W/L	PCT
October	4-3	.571
November	8-8	.500
December	6-8	.429
January	6-8	.429
February	3-6	.333
March	4-12	.250
April	2-4	.333
TOTALS	33-49	.402

HOME ATTENDANCE (AT CRYPTO.COM ARENA)

	TOTAL	AVERAGE	HIGH
Overall	764,631	18,650	18,997
Games	41		
Sellouts	29		

RECORD VS. .500 TEAMS

	+ .500 TEAMS	- .500 TEAMS
	12-26	21-22

RECORD WHEN SCORING +/- 100

	+ 100	- 100
Offense	31-40	2-9
Defense	26-49	7-0

POINT DIFFERENTIALS

	1	2	3	4	5	6	7	8	9	10	11
Won by	-	1	4	2	6	1	1	4	1	2	2
Lost by	1	2	4	2	4	2	5	5	2	1	3
	12	13	14	15	16	17	18	19	20	21	22
Won by	2	1	-	1	1	-	-	1	-	1	-
Lost by	-	2	-	2	1	-	5	-	1	1	1
	23	24	25	26	27	28	29	30	31	32	33
Won by	-	-	1	-	-	-	-	-	-	-	1
Lost by	-	1	-	-	-	2	1	-	-	-	-
	34	35	36	37	38	39	40	41	42	43	44+
Won by	-	-	-	-	-	-	-	-	-	-	-
Lost by	-	-	-	1	-	-	-	-	-	-	-

GAME-BY-GAME

DATE	OPPONENT	W-L	SCORE	HOME	ROAD	RECORD	HIGH SCORING	HIGH REBOUNDS	HIGH ASSISTS	OPPONENT SCORING	ATTEN.
Oct 19	GOLDEN STATE	L	114-121	0-1	0-0	0-1	James-34	Tied with-11	Tied with-5	Curry-21	18,997
Oct 22	PHOENIX	L	105-115	0-2	0-0	0-2	James-25	Davis-14	Westbrook-9	Paul-23	18,997
Oct 24	MEMPHIS	W	121-118	1-2	0-0	1-2	Anthony-28	Tied with-8	Westbrook-13	Morant-40	18,997
Oct 26	@ San Antonio	W	125-121*	1-2	1-0	2-2	Davis-35	Davis-17	Westbrook-8	Poeltl-27	18,354
Oct 27	@ Oklahoma City	L	115-123	1-2	1-1	2-3	Davis-30	Westbrook-14	Westbrook-13	Gilgeous-Alexander-27	15,783
Oct 29	CLEVELAND	W	113-101	2-2	1-1	3-3	James-26	Davis-9	James-8	Mobley-23	18,997
Oct 31	HOUSTON	W	95-85	3-2	1-1	4-3	Anthony-23	Davis-13	Westbrook-9	Gordon-17	16,448
Nov 2	HOUSTON	W	119-117	4-2	1-1	5-3	James-30	Tied with-9	James-10	Wood-26	18,997
Nov 4	OKLAHOMA CITY	L	104-107	4-3	1-1	5-4	Davis-29	Davis-18	Tied with-5	Gilgeous-Alexander-28	18,997
Nov 6	@ Portland	L	90-105	4-3	1-2	5-5	Monk-13	Tied with-9	Westbrook-6	Lillard-25	19,393
Nov 8	CHARLOTTE	W	126-123*	5-3	1-2	6-5	Davis-32	Tied with-12	Westbrook-14	Rozier-29	18,997
Nov 10	MIAMI	W	120-117 (OT)	6-3	1-2	7-5	Monk-27	Davis-13	Westbrook-14	Adebayo-28	18,997
Nov 12	MINNESOTA	L	83-107	6-4	1-2	7-6	Davis-22	Howard-10	Rondo-8	Towns-29	18,997
Nov 14	SAN ANTONIO	W	114-106	7-4	1-2	8-6	Davis-34	Davis-15	Tied with-7	K. Johnson-24	18,997
Nov 15	CHICAGO	L	103-121	7-5	1-2	8-7	Horton-Tucker-28	Tied with-6	Westbrook-8	DeRozan-38	18,997
Nov 17	@ Milwaukee	L	102-109	7-5	1-3	8-8	Horton-Tucker-25	Horton-Tucker-12	Westbrook-15	G. Antetokounmpo-47	17,341
Nov 19	@ Boston	L	108-130	7-5	1-4	8-9	Davis-31	Tied with-6	Westbrook-6	Tatum-37	19,156
Nov 21	@ Detroit	W	121-116	7-5	2-4	9-9	Davis-30	Davis-10	Westbrook-10	Grant-36	15,532
Nov 23	@ New York	L	100-106	7-5	2-5	9-10	Westbrook-31	Westbrook-13	Westbrook-10	Fournier-26	19,812
Nov 24	@ Indiana	W	124-116*	7-5	3-5	10-10	James-39	Jordan-11	James-6	Brogdon-28	15,572
Nov 26	SACRAMENTO	L	137-141***	7-6	3-5	10-11	James-30	Westbrook-10	Tied with-11	Fox-34	18,997
Nov 28	DETROIT	W	110-106	8-6	3-5	11-11	James-33	Davis-10	Tied with-9	Grant-32	18,997
Nov 30	@ Sacramento	W	117-92	8-6	4-5	12-11	Davis-25	Howard-13	Westbrook-6	Holmes-27	12,459
Dec 3	L.A. CLIPPERS	W	115-119	8-7	4-5	12-12	Davis-27	James-11	Westbrook-9	Morris-21	18,997
Dec 7	BOSTON	W	117-102	9-7	4-5	13-12	James-30	Davis-16	Westbrook-11	Tatum-34	18,997
Dec 9	@ Memphis	L	95-108	9-7	4-6	13-13	Davis-22	James-10	James-11	Jackson-25	16,334
Dec 10	@ Oklahoma City	W	116-95	9-7	5-6	14-13	James-33	Westbrook-9	Mann-19	14,523	
Dec 12	ORLANDO	W	106-94	10-7	5-6	15-13	James-30	James-11	James-10	Anthony-21	18,997
Dec 15	@ Dallas	W	107-104*	10-7	6-6	16-13	James-24	Davis-12	Westbrook-9	Brunson-25	20,270
Dec 17	@ Minnesota	L	92-110	10-7	6-7	16-14	Thomas-19	James-10	Rondo-8	Towns-28	17,136
Dec 19	@ Chicago	L	110-115	10-7	6-8	16-15	James-31	James-14	Westbrook-8	DeRozan-38	21,560
Dec 21	PHOENIX	L	90-108	10-8	6-8	16-16	James-34	Westbrook-10	Westbrook-5	Booker-24	18,997
Dec 23	SAN ANTONIO	L	110-138	10-9	6-8	16-17	James-36	Tied with-9	James-6	Bates-Diop-30	18,997
Dec 25	BROOKLYN	L	115-122	10-10	6-8	16-18	James-39	Westbrook-12	Westbrook-11	Harden-36	18,997
Dec 28	@ Houston	W	132-123	10-10	7-8	17-18	James-32	Westbrook-13	James-11	Green-24	18,104
Dec 29	@ Memphis	L	99-104	10-10	7-9	17-19	James-37	James-13	Westbrook-12	Morant-41	17,794
Dec 31	PORTLAND	W	139-106	11-10	7-9	18-19	James-43	James-14	Westbrook-12	McLemore-28	18,997
Jan 2	MINNESOTA	W	108-103	12-10	7-9	19-19	James-26	James-7	Tied with-5	Reid-23	18,343
Jan 4	SACRAMENTO	W	122-114	13-10	7-9	20-19	James-31	Howard-14	Horton-Tucker-6	Fox-30	17,919
Jan 7	ATLANTA	W	134-118	14-10	7-9	21-19	James-32	Westbrook-11	Westbrook-13	Young-25	18,997
Jan 9	MEMPHIS	L	119-127	14-11	7-9	21-20	James-35	James-9	James-7	Bane-23	18,288
Jan 12	@ Sacramento	L	116-125	14-11	7-10	21-21	James-34	Westbrook-12	Tied with-6	Fox-29	12,199
Jan 15	@ Denver	L	96-133	14-11	7-11	21-22	James-25	James-9	Monk-6	Hyland-27	19,520
Jan 17	UTAH	W	101-95	15-11	7-11	22-22	James-25	Tied with-8	James-7	Conley-20	17,238
Jan 19	INDIANA	L	104-111	15-12	7-11	22-23	James-30	James-12	Horton-Tucker-7	LeVert-30	17,818
Jan 21	@ Orlando	W	116-105	15-12	8-11	23-23	James-29	Westbrook-11	Westbrook-7	Suggs-22	18,846
Jan 23	@ Miami	L	107-113	15-12	8-12	23-24	James-33	James-11	Westbrook-9	Robinson-25	19,973
Jan 25	@ Brooklyn	W	106-96	15-12	9-12	24-24	James-33	James-7	Tied with-6	Harden-33	18,126
Jan 27	@ Philadelphia	L	87-105	15-12	9-13	24-25	Davis-31	Davis-12	Monk-5	Embiid-26	20,953
Jan 28	@ Charlotte	L	114-117	15-12	9-14	24-26	Westbrook-35	Reaves-8	Tied with-5	Bridges-26	19,469
Jan 30	@ Atlanta	L	121-129	15-12	9-15	24-27	Monk-33	Monk-10	Westbrook-12	Young-36	17,391
Feb 2	PORTLAND	W	99-94	16-12	9-15	25-27	Davis-30	Davis-15	Westbrook-13	Powell-30	17,259
Feb 3	@ L.A. Clippers	L	110-111	16-12	9-16	25-28	Davis-30	Davis-17	Monk-7	Morris-29	19,068
Feb 5	NEW YORK	W	122-115*	17-12	9-16	26-28	James-29	Davis-17	James-10	Barrett-36	18,997
Feb 8	MILWAUKEE	L	116-131	17-13	9-16	26-29	James-27	Westbrook-10	James-8	G. Antetokounmpo-44	18,997
Feb 9	@ Portland	L	105-107	17-13	9-17	26-30	James-30	Tied with-7	Tied with-7	Simons-29	19,393
Feb 12	@ Golden State	L	115-117	17-13	9-18	26-31	James-26	James-15	James-8	Thompson-33	18,064
Feb 16	UTAH	W	106-101	18-13	9-18	27-31	James-33	James-8	Tied with-6	Mitchell-37	17,787
Feb 25	L.A. CLIPPERS	L	102-105	18-14	9-18	27-32	James-21	Howard-16	Monk-6	Mann-19	18,997
Feb 27	NEW ORLEANS	L	95-123	18-15	9-18	27-33	James-32	Howard-11	Horton-Tucker-5	McCollum-22	17,536
Mar 1	DALLAS	L	104-109	18-16	9-18	27-34	James-26	James-12	Westbrook-8	Doncic-25	17,857
Mar 3	@ L.A. Clippers	L	111-132	18-16	9-19	27-35	James-26	Tied with-8	Augustin-6	Jackson-36	19,068
Mar 5	GOLDEN STATE	W	124-116	19-16	9-19	28-35	James-56	James-10	Monk-5	Curry-30	18,997
Mar 7	@ San Antonio	L	110-117	19-16	9-20	28-36	Horton-Tucker-18	Westbrook-10	Westbrook-6	Murray-26	18,354
Mar 9	@ Houston	L	130-139*	19-16	9-21	28-37	Westbrook-30	James-14	James-12	Green-32	18,055
Mar 11	WASHINGTON	W	122-109	20-16	9-21	29-37	James-50	James-7	Westbrook-9	Kuzma-23	18,997
Mar 13	@ Phoenix	L	111-140	20-16	9-22	29-38	James-31	James-7	James-6	Booker-30	17,071
Mar 14	TORONTO	L	103-114	20-17	9-22	29-39	James-30	Tied with-9	Horton-Tucker-5	Trent-28	18,228
Mar 16	@ Minnesota	L	104-124	20-17	9-23	29-40	James-19	Howard-6	Monk-6	Towns-30	17,136
Mar 18	@ Toronto	W	128-123*	20-17	10-23	30-40	James-36	Westbrook-10	Westbrook-10	Barnes-31	19,800
Mar 19	@ Washington	L	119-127	20-17	10-24	30-41	James-38	Tied with-10	Westbrook-8	Porzingis-27	20,476
Mar 21	@ Cleveland	W	131-120	20-17	11-24	31-41	James-38	James-10	James-12	Garland-29	19,432
Mar 23	PHILADELPHIA	L	121-126	20-18	11-24	31-42	Howard-24	Tied with-9	Tied with-8	Embiid-30	18,997
Mar 27	@ New Orleans	L	108-116	20-18	11-25	31-43	James-39	Howard-10	Tied with-6	Ingram-26	18,516
Mar 29	@ Dallas	L	110-128	20-18	11-26	31-44	Monk-28	Westbrook-8	Westbrook-6	Doncic-34	20,382
Mar 31	@ Utah	L	109-122	20-18	11-27	31-45	Westbrook-24	Howard-12	Westbrook-7	Mitchell-29	18,306
Apr 1	NEW ORLEANS	L	111-114	20-19	11-27	31-46	James-38	Davis-12	Monk-7	McCollum-32	18,997
Apr 3	DENVER	L	118-129	20-20	11-27	31-47	Davis-28	Westbrook-10	Davis-8	Jokic-38	18,997
Apr 5	@ Phoenix	L	110-121	20-20	11-28	31-48	Westbrook-28	Davis-13	Reaves-6	Booker-32	17,071
Apr 7	@ Golden State	L	112-128	20-20	11-29	31-49	Horton-Tucker-40	Howard-12	Monk-4	Thompson-33	18,064
Apr 8	OKLAHOMA CITY	W	120-101	21-20	11-29	32-49	Johnson-21	Tied with-8	Tied with-5	Hoard-27	18,997
Apr 10	@ Denver	W	146-141*	21-20	12-29	33-49	Monk-41	Reaves-16	Reaves-10	Howard-25	19,520

* indicates number of overtime periods

2021-22 MISCELLANEOUS STATISTICS

STARTING LINEUPS

LINEUP #	GAME #	GUARD	GUARD	FORWARD	FORWARD	CENTER	RECORD	WINNING %
1	1-3, 6	Westbrook	Bazemore	James	Davis	Jordan	2-2	.500
2	4-5	Westbrook	Monk	Bazemore	Davis	Jordan	1-1	.500
3	7-8	Westbrook	Bradley	Bazemore	James	Davis	2-0	1.000
4	9-12	Westbrook	Bradley	Bazemore	Davis	Jordan	2-0	.500
5	13	Westbrook	Bradley	Ellington	Bazemore	Davis	0-1	.000
6	14-16	Westbrook	Bradley	Horton-Tucker	Anthony	Davis	1-2	.333
7	17-25-26	Westbrook	Bradley	Horton-Tucker	James	Davis	1-2	.333
8	18, 21-22	Westbrook	Bradley	James	Davis	Jordan	2-1	.667
9	19	Westbrook	Bradley	Horton-Tucker	Davis	Jordan	0-1	.000
10	20	Westbrook	Bradley	Horton-Tucker	James	Jordan	1-0	1.000
11	23	Westbrook	Ellington	Horton-Tucker	Davis	Jordan	0-0	1.000
12	24	Westbrook	Horton-Tucker	Dimes	Davis	Howard	0-1	.000
13	27-28	Westbrook	Bradley	Horton-Tucker	James	Howard	2-0	1.000
14	29	Westbrook	Bradley	Ellington	James	Davis	1-0	1.000
15	30	Westbrook	Ellington	Bazemore	James	Davis	0-1	.000
16	31	Westbrook	Thomas	Ellington	James	Jordan	0-1	.000
17	32	Westbrook	Horton-Tucker	Horton-Tucker	James	Davis	0-1	.000
18	33-34	Westbrook	Ellington	Horton-Tucker	James	Howard	0-2	.000
19	35, 37-38, 40-41	Westbrook	Bradley	Monk	Johnson	James	4-1	.800
20	36, 43	Westbrook	Bradley	Monk	James	Howard	0-2	.000
21	39, 42	Westbrook	Bradley	Monk	Ariza	James	1-1	.500
22	44-47	Westbrook	Bradley	James	Ariza	Howard	2-2	.500
23	48, 57	Westbrook	Bradley	James	Johnson	Davis	1-1	.500
24	49, 51-53	Westbrook	Bradley	Monk	Johnson	Davis	1-3	.250
25	50	Westbrook	Bradley	Ellington	Johnson	Jordan	0-1	.000
26	54, 58	Westbrook	Monk	James	Davis	2-0	1.000	
27	55	Westbrook	Monk	James	Ariza	Davis	0-1	.000
28	56	Bradley	Monk	James	Ariza	Davis	0-1	.000
29	59-60	Westbrook	Reaves	James	Ariza	Howard	0-1	.000
30	61, 63, 65-68, 71	Westbrook	Monk	Reaves	Johnson	James	2-5	.286
31	62, 69	Westbrook	Monk	Reaves	James	Howard	0-2	.000
32	64	Westbrook	Monk	Reaves	Horton-Tucker	Howard	0-1	.000
33	70	Westbrook	Monk	James	Gabriel	Howard	1-0	1.000
34	72, 74	Westbrook	Reaves	James	Gabriel	Howard	1-1	.500
35	73	Westbrook	Reaves	Johnson	Gabriel	Howard	0-1	.000
36	75	Westbrook	Monk	Reaves	Johnson	Howard	0-1	.000
37	76	Westbrook	Monk	Johnson	Ariza	Howard	0-1	.000
38	77	Westbrook	Bradley	James	Davis	Howard	0-1	.000
39	78-79	Westbrook	Bradley	Monk	Davis	Howard	0-2	.000
40	80-81	Horton-Tucker	Monk	Reaves	Johnson	Howard	1-1	.500
41	82	Horton-Tucker	Monk	Reaves	Johnson	Gabriel	1-0	1.000

INDIVIDUAL GAME LEADERS / DOUBLE-FIGURE GAMES (TIED FOR TEAM LEAD)

	-- POINTS --						-- TEAM LEADER --							
	10-19	20-29	30-39	40+	10+ REB	10+ AST	DBL/DBL	TRIP/DBL	PTS	REB	AST	STL	BLK	MIN
Carmelo Anthony	37	11			1		1		2		1 (1)	10 (7)	16 (10)	
Trevor Ariza	2											2	2 (1)	
D.J. Augustin (LAL)	1	1									1	3 (2)	1 (1)	
Kent Bazemore	4											4 (3)	1 (1)	
Avery Bradley	11	2										12 (6)	2 (2)	
Anthony Davis	7	20	10		19		19		15	24 (7)	2 (1)	13 (7)	29 (5)	22
Sekou Doumbouya	1											1 (1)		
Wayne Ellington	4									2 (2)		5 (3)		
Weneny Gabriel (LAL)	4				1		1						3	
Talen Horton-Tucker	21	5		1					4	3 (2)	5 (1)	15 (9)	7 (6)	3
Dwight Howard	10	2			8		5		1 (1)	13 (4)		6 (5)	11 (8)	2 (1)
Jay Huff												1 (1)		
LeBron James	5	17	31	3	19	8	21	6	48 (1)	28 (7)	23 (7)	18 (9)	23 (12)	34
Stanley Johnson	12	1							1	1 (1)	1 (1)		5 (5)	3
Jermier Jones												1 (1)		
Mason Jones	1													
DeAndre Jordan	1			2						4 (3)		1 (1)	4 (3)	
Mac McClung (LAL)														
Malik Monk	29	20	1	1	1		1		6 (1)	1	9 (1)	12 (12)	11 (7)	5 (1)
Kendrick Nunn														
Austin Reaves	20		1		1	1	1	1	2	3 (1)	7 (6)	6 (5)		
Rajon Rondo										4 (2)	1 (1)	2 (2)		
Isaiah Thomas	2								1					
Russell Westbrook	33	30	5		23	18	28	10	6 (1)	23 (8)	45 (10)	17 (12)	6 (4)	14

GAMES MISSED (INJURY / ILLNESS / SUSPENSION / INACTIVE)

PLAYER	REASON	DATES OUT	#	W/L	PLAYER	REASON	DATES OUT	#	W/L
Anthony	*Lower back tightness *Left hamstring strain *Non-COVID related illness	1/12-1/17 2/5-2/6 3/18, 4/1, 4/7-4/10	3 5 13	1-2 2-3 6-7	Howard	Neck stiffness *Lower back tightness *Health & safety protocols *Personal reasons	10/31-11/2 2/5-2/8 12/15-12/19 3/14	2 2 3 8	2-0 1-1 3-2 4-4
Ariza	*Right ankle injury recovery *Health & safety protocols	10/19-12/17 12/23-12/29	30 34	16-14 17-17	Huff	*G League Two-Way	10/19-11/4, 11/8-12/12, 12/28-1/9	34	20-14
Augustin	*Not with team	3/1	1	0-1	James	Right ankle soreness *Rectus abdominis strain *Left knee soreness/effusion *Left ankle sprain *League suspension *Health & safety protocols	10/26-10/27 11/4-11/17 1/27-2/3, 3/7, 3/23 3/29-3/31, 4/3-4/10 11/23 11/30	2 8 7 7 1 26	1-1 3-5 7-6 2-5 0-1 8-18
Bazemore	*Health & safety protocols *Return to competition reconditioning	12/19-12/28 12/29	5 1	1-4 0-1	M. Jones	*G League Two-Way	12/31-11/28, 2/2-4/7	43	14-29
Bradley	Right thumb sprain *Right knee effusion *Health & safety protocols	11/30 2/16-3/1 12/17-12/25	1 4 5	1-0 1-3 0-5	Monk	Left groin soreness *Health & safety protocols	1/28 12/15-12/23	1 5	0-1 1-4
Brown Jr.	*G League Two-Way	11/17-11/30, 12/7-12/12	12	7-5				6	1-5
Collins	*Inactive	12/31-1/2	2	2-0	Nunn	*Right ankle sprain *Right knee bone bruise *Health & safety protocols	10/19 10/22-12/15, 12/19-4/10 12/17	1 80 1	0-1 33-47 0-1
Davis	*Non-COVID related illness Left knee soreness *Left knee, MCL sprain *Right wrist soreness *Right mid-foot sprain	11/24 12/10-12/12 12/11-1/23 1/28 2/25-3/31, 4/7-4/10	1 2 17 1 42	1-0 2-0 7-10 0-1 6-15	Reaves	Left hamstring strain *Health & safety protocols *Return to competition reconditioning	11/10-11/24 12/17-12/28 12/29	9 6 1	4-5 5-5 0-1
Doumbouya	*Right foot soreness *G League Two-Way *Health & safety protocols	11/15 10/22-11/2, 11/14, 1/12-1/17, 1/27-2/27 1/19-1/25	1 23 4	0-1 10-13	Rondo	Left hamstring strain *Gastroenteritis *Health & safety protocols *Return to competition reconditioning	11/10 12/9 12/28-12/31 1/2	1 1 3 6	1-0 0-1 2-1 1-0
Ellington	*Left hamstring strain *Non-COVID related illness	10/19-11/2 12/28, 3/18-3/19	8 11	5-3 7-4	Westbrook	Lower back tightness *Right shoulder soreness	2/9 4/7-4/10	1 3	0-1 2-1
Gabriel	*Inactive	3/1	1	0-1				4	2-2
Horton-Tucker	*Right thumb injury recovery *Left ankle sprain *Health & safety protocols	10/19-11/12 3/3, 3/9, 3/18, 3/21-3/23 12/15-12/19	13 5 3	7-6 2-3 1-2				21	10-11

TOTAL GAMES MISSED DUE TO INJURY:

246

2021-22 MISCELLANEOUS STATISTICS / HIGH-LOW

LAKERS SITUATIONAL RECORDS

Decided by three points or less	5-7	More turnovers than opponent (or tied)	12-33 (1-2)
Decided by 10 points or more	13-22	Fewer turnovers than opponent	20-14
Leading (or tied) after first quarter	17-19 (2-3)	Outshooting opponent (or tied)	26-9 (1-1)
Behind after first quarter	14-27	More bench points than opponent (or tied)	15-25 (0-2)
Leading (or tied) at halftime	17-12 (2-2)	More points in the paint than opponent (or tied)	16-14 (1-6)
Behind at halftime	14-35	More 2nd-chance points than opponent (or tied)	13-20 (0-4)
Leading (or tied) after third quarter	18-14 (1-0)	More fastbreak points than opponent (or tied)	17-20 (2-5)
Behind after third quarter	14-35	Shooting .500 or better from the floor	13-11
More rebounds than opponent (or tied)	16-12 (1-3)	Holding opponent under .400 from the floor	7-1
Fewer rebounds than opponent	16-34	All five Lakers starters score in double figures	2-0
Grab 50 or more rebounds	9-3	Scoring 100+ points	31-40
More assists than opponent (or tied)	20-10 (3-4)	Scoring 99 points or less	2-9
Fewer assists than opponent	10-35	Opponents score 100+ points	26-49
Dish 30 or more assists	5-1	Opponents score 99 points or less	7-0
More FTA than opponent (or tied)	19-22 (1-1)	In Icon (gold) jersey	14-29
Fewer FTA than opponent	13-26	In Statement (purple) jersey	7-6
More 3FG than opponent (or tied)	17-18 (2-4)	In Association (white) jersey	7-9
Fewer 3FG than opponent	14-27	In City (Lore Series) jersey	5-6
More blocks than opponent (or tied)	23-23 (4-6)		
Fewer blocks than opponent	6-20		

LAKERS SINGLE-GAME HIGHS / LOWS

	HIGH	LOW			
Points	146 at DEN 4/10	83 vs. MIN 11/12			
Win Margin	33 vs. POR 12/31	2 vs. HOU 11/2			
FG Made	53 at CLE 3/21	29 vs. MIN 11/12			
FG Attempted	105 at SAS 10/26	74 at POR 2/9			
FG%	.564 at CLE 3/21	.344 at POR 11/6			
FG% (Qtr.)	.762 at ATL 1/30	.120 vs. TOR 3/14			
FG% (Half)	.714 at ATL 1/30	.250 vs. MIN 11/12			
3-Pt. FG	19* at TOR 3/18	5 vs. SAS 12/23			
3-Pt. FGA	47* at HOU 3/9	20 vs. DEN 4/3			
3-Pt. FG%	.533 vs. MEM 10/24	.185 vs. SAS 12/23			
FT	42 at DEN 4/10	6* at POR 2/9			
FTA	47 at DEN 4/10	8 at MEM 12/29			
FT%	1.00* at PHI 1/27	.462 at POR 2/9			
Offensive Reb.	16 vs. OKC 11/4	1 at MIN 12/17			
Defensive Reb.	48 at POR 11/6	24 vs. MIN 1/2			
Rebounds	59 at POR 11/6	28 vs. MIN 1/2			
Rebounds (Qtr.)	20 at POR 11/6	3 at OKC 10/27			
Rebounds (Half)	30* vs. BOS 12/7	13 at MIN 12/17			
Assists	37 vs. ATL 1/7	14* at GSW 4/7			
Assists (Qtr.)	12 at NOP 3/27	1* at GSW 4/7			
Assists (Half)	20 at OKC 10/27	4 vs. PHX 12/21			
Steals	15 vs. HOU 10/31	3 at WAS 3/19			
Steals (Qtr.)	7* vs. POR 2/2	0* at DEN 4/10			
Steals (Half)	9 vs. ATL 1/7	0* at IND 11/24			
Blocks	12 vs. MEM 10/24	1* vs. NOP 4/1			
Blocks (Qtr.)	5* at HOU 3/9	0* vs. OKC 4/8			
Blocks (Half)	8 vs. MEM 10/24	0* at PHX 4/5			
Turnovers	23* vs. PHI 3/23	1 at MEM 12/9			

LAKERS HIGH/LOW QUARTER/HALF

	HIGH	LOW			
1st Quarter	43 vs. POR 12/31	12 vs. TOR 3/14			
2nd Quarter	39* at CLE 3/21	14 at DAL 12/15			
1st Half	71 at ATL 1/30	36 at POR 11/6			
3rd Quarter	39 vs. PHI 3/23	12 vs. MIN 11/12			
Thru 3 Qts.	101* at ATL 1/30	61 vs. MIN 11/12			
4th Quarter	40 at DEN 4/10	14* at NOP 3/27			
2nd Half	70* vs. WAS 3/11	34 vs. MIN 11/12			
Overtime	14 at DAL 12/15	8 vs. MIA 11/10			
2nd Overtime	12 vs. SAC 11/26	- -			

OPPONENT SINGLE-GAME HIGHS / LOWS

	HIGH	LOW			
Points	141* at DEN 4/10	85 vs. HOU 10/31			
Win Margin	37 at DEN 1/15	1 at LAC 2/3			
FG Made	58 at PHX 3/13	31 vs. UTA 1/17			
FG Attempted	120 vs. SAC 11/26	76 vs. HOU 10/31			
FG%	.583 at ATL 1/30	.353 vs. POR 12/31			
FG% (Qtr.)	.786 vs. LAC 2/25	.087 vs. ORL 12/12			
FG% (Half)	.682 vs. MIL 2/8	.294 at SAC 11/30			
3-Pt. FG	23 at DEN 1/15	6* vs. OKC 4/8			
3-Pt. FGA	55 at POR 11/6	26* vs. NOP 4/1			
3-Pt. FG%	.630 at LAC 3/3	.207* vs. OKC 4/8			
FT	31 at BOS 11/19	5 vs. HOU 11/2			
FTA	38 at BOS 11/19	9 at PHX 4/5			
FT%	1.00 at GSW 4/7	.417 vs. HOU 11/2			
Offensive Reb.	21 vs. POR 12/31	3* at PHI 1/27			
Defensive Reb.	46 at MIN 12/17	20 vs. CLE 10/29			
Rebounds	64 vs. TOR 3/14	30 at HOU 12/28			
Rebounds (Qtr.)	20 at MIN 12/17	4 vs. MIL 2/8			
Rebounds (Half)	32* vs. TOR 3/14	12 vs. LAC 12/3			
Assists	39 at GSW 4/7	17* vs. UTA 2/16			
Assists (Qtr.)	14* at GSW 4/7	0 at DET 11/12			
Assists (Half)	23 at PHX 3/13	4 vs. HOU 10/31			
Steals	18 at MEM 12/9	2 vs. SAC 1/4			
Steals (Qtr.)	9 at MEM 12/9	0* at DAL 3/29			
Steals (Half)	13 at MEM 12/9	0* at CLE 3/21			
Blocks	10* vs. MEM 1/9	0* at ATL 1/30			
Blocks (Qtr.)	6* at DEN 4/10	0* at DEN 4/10			
Blocks (Half)	6* at DEN 4/10	0* at DAL 3/29			
Turnovers	27 vs. HOU 10/31	6* at DEN 1/15			

OPPONENT HIGH/LOW QUARTER/HALF

	HIGH	LOW			
1st Quarter	48 at PHX 3/13	15 vs. HOU 10/31			
2nd Quarter	42* vs. GSW 3/5	15 at POR 11/6			
1st Half	82 at DAL 3/29	35 vs. HOU 10/31			
3rd Quarter	44 vs. NOP 2/27	10 vs. ORL 12/12			
Thru 3 Qts.	119 at PHX 3/13	54 vs. HOU 10/31			
4th Quarter	38* at MIN 3/16	12 at POR 11/6			
2nd Half	72* vs. NOP 2/27	33 at SAC 11/30			
Overtime	19 at HOU 3/9	4* vs. NYK 2/5			
2nd Overtime	12 vs. SAC 11/26	- -			

* multiple times (most recent listed)



RECORDS & HISTORY

- | | |
|--|--|
| 102 Season-by-Season Records | 125 All-Time Overtime Records |
| 103 Championship / Coaching Summary | 128 Offensive Stats by Season |
| 104 Lakers Honor Roll | 129 Defensive Stats by Season |
| 107 Regular Season Records (Individual) | 130 All-Time Numerical Roster |
| 109 Regular Season Records (Team) | 132 All-Time Collegiate Roster |
| 113 All-Time Single-Game Highs | 134 Lakers with G League Experience |
| 116 All-Time Triple-Doubles | 135 All-Time Career Leaders |
| 117 Four-Point Plays | 136 Lakers Retired Numbers |
| 117 Margin of Victory / Defeat | 138 Honored Minneapolis Lakers |
| 118 Winning / Losing Streaks | 140 Yearly Results, Stats & Roster |
| 119 Season-by-Season Leaders | 214 All-Time Draft Choices |
| 121 Lakers NBA Team Leaders | 217 All-Time Transactions |
| 122 Records by Month / Rank | 226 Management History |
| 123 Lakers in NBA Top 10 | 229 All-Time Roster with Stats |
| 124 Home Attendance Records | |

SEASON-BY-SEASON RECORD

MINNEAPOLIS		REGULAR SEASON					PLAYOFFS	
YEAR	COACH	W-L	PCT	HOME	AWAY	NEUTRAL	W-L	ACHIEVEMENT
1948-49	John Kundla	44-16	.733	26-3	16-13	2-0	8-2	NBA Champions
1949-50	John Kundla	51-17	.750	30-1	18-16	3-0	10-2	NBA Champions
1950-51	John Kundla	44-24	.647	29-3	12-21	3-0	3-4	NBA Champions
1951-52	John Kundla	40-26	.606	21-5	13-19	6-2	9-4	
1952-53	John Kundla	48-22	.686	24-2	16-15	8-5	9-3	NBA Champions
1953-54	John Kundla	46-26	.639	21-4	13-15	12-7	9-4	NBA Champions
1954-55	John Kundla	40-32	.556	18-6	10-14	12-12	3-4	NBA Champions
1955-56	John Kundla	33-39	.458	13-12	6-21	14-6	1-2	
1956-57	John Kundla	34-38	.472	18-13	9-22	7-3	2-3	West Champions
1957-58	George Mikan (9-30) John Kundla (10-23)	19-53	.264	13-17	4-22	2-14	--	
1958-59	John Kundla	33-39	.458	15-7	9-17	9-15	6-7	West Champions
1959-60	John Castellani (11-25) Pollard (14-25)	25-50	.333	9-13	9-22	7-15	5-4	
LOS ANGELES		REGULAR SEASON					PLAYOFFS	
YEAR	COACH	W-L	PCT	HOME	AWAY	NEUTRAL	W-L	ACHIEVEMENT
1960-61	Fred Schaus	36-43	.456	16-12	8-20	12-11	6-6	West Champions
1961-62	Fred Schaus	54-26	.675	26-5	18-13	10-8	6-7	
1962-63	Fred Schaus	53-27	.663	27-7	20-17	6-3	6-7	West Champions
1963-64	Fred Schaus	42-38	.525	24-12	15-21	3-5	2-3	West Champions
1964-65	Fred Schaus	49-31	.613	25-13	21-16	3-2	5-6	
1965-66	Fred Schaus	45-35	.563	27-11	13-21	4-3	7-7	West Champions
1966-67	Fred Schaus	36-45	.450	21-18	12-20	3-7	0-3	West Champions
1967-68	Bill van Breda Kolff	52-30	.634	30-11	18-19	4-0	10-5	
1968-69	Bill van Breda Kolff	55-27	.670	32-9	21-18	2-0	11-7	West Champions
1969-70	Joe Mullaney	46-36	.561	27-14	17-21	2-1	11-7	West Champions
1970-71	Joe Mullaney	48-34	.585	30-11	17-22	1-1	5-7	NBA Champions
1971-72	Bill Sharman	69-13	.841	36-5	31-7	2-1	12-3	
1972-73	Bill Sharman	60-22	.732	30-11	28-11	2-0	9-8	West Champions
1973-74	Bill Sharman	47-35	.573	30-11	17-24	--	1-4	NBA Champions
1974-75	Bill Sharman	30-52	.366	21-20	9-32	--	--	
1975-76	Bill Sharman	40-42	.488	31-10	9-32	--	--	NBA Champions
1976-77	Jerry West	53-29	.646	37-4	16-25	--	4-7	
1977-78	Jerry West	45-37	.549	29-12	16-25	--	1-2	NBA Champions
1978-79	Jerry West	47-35	.573	31-10	16-25	--	3-5	
1979-80	Jack McKinney (10-4) Paul Westhead (50-18)	60-22	.732	37-4	23-18	--	12-4	NBA Champions
1980-81	Paul Westhead	54-28	.659	30-11	24-17	--	1-2	
1981-82	Paul Westhead (7-4) Pat Riley (50-21)	57-25	.695	30-11	27-14	--	12-2	NBA Champions
1982-83	Pat Riley	58-24	.707	33-8	25-16	--	8-7	West Champions
1983-84	Pat Riley	54-28	.659	28-13	26-15	--	14-7	West Champions
1984-85	Pat Riley	62-20	.756	36-5	26-15	--	15-4	NBA Champions
1985-86	Pat Riley	62-20	.756	35-6	27-14	--	8-6	NBA Champions
1986-87	Pat Riley	65-17	.793	37-4	28-13	--	15-3	
1987-88	Pat Riley	62-20	.756	36-5	26-15	--	15-9	NBA Champions
1988-89	Pat Riley	57-25	.695	35-6	26-19	--	11-4	West Champions
1989-90	Pat Riley	63-19	.768	37-4	26-15	--	4-5	West Champions
1990-91	Mike Dunleavy	58-24	.707	33-8	25-16	--	12-7	
1991-92	Mike Dunleavy	43-39	.524	24-17	19-22	--	1-3	West Champions
1992-93	Randy Pfund	39-43	.476	20-21	19-22	--	2-3	
1993-94	Randy Pfund (27-37) Bill Bertka (1-1) Earvin Johnson (5-11)	33-49	.402	21-20	12-29	--	--	NBA Champions
1994-95	Del Harris	48-34	.585	29-12	19-22	--	5-5	
1995-96	Del Harris	53-29	.646	30-11	23-18	--	1-3	NBA Champions
1996-97	Del Harris	56-26	.683	31-10	25-16	--	4-5	
1997-98	Del Harris	61-21	.744	33-8	28-13	--	7-6	NBA Champions
1998-99	Del Harris (6-6) Bill Bertka (1-0) Kurt Rambis (24-13)	31-19	.620	18-7	13-12	--	3-5	
1999-00	Phil Jackson	67-15	.817	36-5	31-10	--	15-8	NBA Champions
2000-01	Phil Jackson	56-26	.683	31-10	25-16	--	15-1	NBA Champions
2001-02	Phil Jackson	58-24	.707	34-7	24-17	--	15-4	NBA Champions
2002-03	Phil Jackson	50-32	.610	31-10	19-22	--	6-6	West Champions
2003-04	Phil Jackson	56-26	.683	34-7	22-19	--	13-9	
2004-05	Rudy Tomjanovich (24-19) Frank Hamblen (10-29)	34-48	.415	22-19	12-29	--	--	West Champions
2005-06	Phil Jackson	45-37	.549	27-14	18-23	--	3-4	
2006-07	Phil Jackson	42-40	.512	25-16	17-24	--	1-4	West Champions
2007-08	Phil Jackson	57-25	.695	30-11	27-14	--	14-7	
2008-09	Phil Jackson	65-17	.793	36-5	29-12	--	16-7	NBA Champions
2009-10	Phil Jackson	57-25	.695	34-7	23-18	--	16-7	NBA Champions
2010-11	Phil Jackson	57-25	.695	30-11	27-14	--	4-6	NBA Champions
2011-12	Mike Brown	41-25	.621	26-7	15-18	--	5-7	
2012-13	Mike Brown (1-4) Bernie Bickerstaff (4-1) Mike D'Antoni (40-32)	45-37	.549	29-12	16-25	--	0-4	NBA Champions
2013-14	Mike D'Antoni	27-55	.329	14-27	13-28	--	--	
2014-15	Byron Scott	21-61	.256	12-29	9-32	--	--	NBA Champions
2015-16	Byron Scott	17-65	.207	12-29	5-36	--	--	
2016-17	Luke Walton	26-56	.317	17-24	9-32	--	--	NBA Champions
2017-18	Luke Walton	35-47	.427	20-21	15-26	--	--	
2018-19	Luke Walton	37-45	.451	22-19	15-26	--	--	NBA Champions
2019-20	Frank Vogel	52-19	.732	25-10*	27-9*	--	16-5*	
2020-21	Frank Vogel	42-30	.583	21-15	21-15	--	2-4	NBA Champions
2021-22	Frank Vogel	33-49	.402	21-20	12-29	--	--	

* includes games played in Orlando, FL bubble

24

Pacific Division
Championships

1970-71	1987-88
1971-72	1988-89
1972-73	1989-90
1973-74	1999-00
1976-77	2000-01
1979-80	2003-04
1981-82	2007-08
1982-83	2008-09
1983-84	2009-10
1984-85	2010-11
1985-86	2011-12
1986-87	2019-20

32

Western Conference
Championships

1948-49 [^]	1968-69 [^]	1988-89
1949-50 [^]	1969-70 [^]	1990-91
1951-52 [^]	1971-72	1999-00
1952-53 [^]	1972-73	2000-01
1953-54 [^]	1979-80	2001-02
1958-59 [^]	1981-82	2003-04
1961-62 [^]	1982-83	2007-08
1962-63 [^]	1983-84	2008-09
1964-65 [^]	1984-85	2009-10
1965-66 [^]	1986-87	2019-20
1967-68 [^]	1987-88	

17

NBA
Championships

1949*	1987
1950*	1988
1952*	2000
1953*	2001
1954*	2002
1972	2009
1980	2010
1982	2020
1985	

NBA CHAMPIONSHIPS WON BY FRANCHISE

LAKERS	17	Miami	3	Portland	1
Boston	17	Houston	2	Sacramento	1
Golden State	7	Milwaukee	2	Seattle	1
Chicago	6	New York	2	Toronto	1
San Antonio	5	Atlanta	1	Washington	1
Philadelphia	3	Cleveland	1		
Detroit	3	Dallas	1		

LAKERS ALL-TIME WIN/LOSS RECORD

	REGULAR SEASON	PLAYOFFS
Minneapolis	457-382 (.514)	65-39 (.625)
Los Angeles	3,003-1,998 (.600)	391-266 (.595)
All-Time	3,460-2,380 (.592)	456-305 (.599)
GW Forum	968-313 (.756)	138-49 (.738)
Crypto.com Arena	587-333 (.638)	81-23 (.779)

LAKERS ALL-TIME COACHING SUMMARY

	Titles	REGULAR SEASON		PLAYOFFS		TOTAL	
		W-L	PCT	W-L	PCT	W-L	PCT
John Kundla*	5	423-302	.583	60-35	.632	483-337	.589
George Mikan*	0	9-30	.231	-	-	9-30	.231
John Castellani*	0	11-25	.306	-	-	11-25	.306
Jim Pollard*	0	14-25	.359	5-4	.556	19-29	.396
Fred Schaus	0	315-245	.563	33-38	.465	348-283	.552
Bill van Breda Kolff	0	107-57	.652	21-12	.636	128-69	.650
Joe Mullaney	0	94-70	.573	16-14	.533	110-84	.567
Bill Sharman	1	246-164	.600	22-15	.595	268-179	.600
Jerry West	0	145-101	.589	8-14	.364	153-115	.571
Jack McKinney	0	10-4	.714	-	-	10-4	.714
Paul Westhead	1	111-50	.689	13-6	.684	124-56	.689
Pat Riley	4	533-194	.733	102-47	.685	635-241	.725
Mike Dunleavy	0	101-63	.616	13-10	.565	114-73	.610
Randy Pfund	0	66-80	.452	2-3	.400	68-83	.450
Bill Bertka	0	2-1	.667	-	-	2-1	.667
Earvin Johnson	0	5-11	.313	-	-	5-11	.313
Del Harris	0	224-116	.659	17-19	.472	241-135	.641
Kurt Rambis	0	24-13	.658	3-5	.375	28-18	.609
Phil Jackson	5	610-292	.676	118-63	.652	728-355	.672
Rudy Tomjanovich	0	24-19	.558	-	-	24-19	.558
Frank Hamblen	0	10-29	.256	-	-	10-29	.256
Mike Brown	0	42-29	.592	5-7	.417	47-36	.566
Bernie Bickerstaff	0	4-1	.800	-	-	4-1	.800
Mike D'Antoni	0	67-87	.435	0-4	.000	67-91	.424
Byron Scott	0	38-126	.232	-	-	38-126	.232
Luke Walton	0	98-148	.398	-	-	98-148	.398
Frank Vogel	1	127-98	.564	18-9	.667	145-107	.575

* Franchise located in Minneapolis; ^Western Division

LAKERS HONOR ROLL

LAKERS ALL-STARS / TIMES SELECTED

Kobe Bryant	18	Vern Mikkelsen	5	Jim Pollard	4	Jamaal Wilkes	2	Clyde Lovellette	1
Jerry West	14	Slater Martin	6	Pau Gasol	3	Andrew Bynum	1	Norm Nixon	1
K. Abdul-Jabbar	13	Wilt Chamberlain	4	Rudy LaRusso	3	Cedric Ceballos	1	Frank Selvy	1
Earvin Johnson	12	Gail Goodrich	4	Anthony Davis	2	Archie Clark	1	Nick Van Exel	1
Elgin Baylor	11	Dick Garmaker	4	Larry Foust	2	A.C. Green	1		
Shaquille O'Neal	7	LeBron James	4	Rod Hundley	2	Dwight Howard	1		
James Worthy	7	George Miikan	4	Eddie Jones	2	Darall Imhoff	1		

ALL-STAR GAME YEAR-BY-YEAR

1950-51	Boston	Mikan (12 pts, 11 rebs), Mikkelsen (11 pts, 9 rebs), Pollard (4 pts, 5 ast)
1951-52	Boston	Mikan (26 pts, 15 rebs), Mikkelsen (12 pts, 10 rebs), Pollard (4 pts, 11 rebs, 5 ast)
1952-53	Ft. Wayne	Martin (5 pts, 2 rebs), Mikan* (22 pts, 16 rebs), Mikkelsen (6 pts, 6 rebs)
1953-54	New York	Martin (2 pts, 3 ast), Mikan (18 pts, 9 rebs), Pollard (23 pts)
1954-55	New York	Martin (5 pts, 5 ast), Mikkelsen (16 pts, 9 rebs), Pollard (17 pts, 4 rebs)
1955-56	Rochester	Lovellette (7 pts, 10 rebs), Martin (9 pts, 7 ast), Mikkelsen (16 pts, 9 rebs)
1956-57	Boston	Garmaker (10 pts, 7 rebs), Martin (8 pts, 3 ast), Mikkelsen (6 pts, 9 rebs)
1957-58	St. Louis	Foust (10 pts, 3 rebs), Garmaker (5 pts, 6 rebs)
1958-59	Detroit	Baylor* (24 pts, 11 rebs), Foust (8 pts, 9 rebs), Garmaker (5 pts, 2 rebs)
1959-60	Philadelphia	Baylor (25 pts, 13 rebs), Garmaker (11 pts, 4 rebs), Hundley (10 pts, 3 rebs)
1960-61	Syracuse	Baylor (15 pts, 10 rebs), Hundley (14 pts), West (9 pts)
1961-62	St. Louis	Baylor (32 pts, 9 rebs) LaRusso (DNP), Selvy (4 rebs), West (18 pts)
1962-63	Los Angeles	Baylor (17 pts, 14 rebs, 7 ast), LaRusso (6 pts), West (13 pts, 7 rebs, 5 ast)
1963-64	Boston	Baylor (15 pts, 8 rebs, 5 ast), West (17 pts, 5 ast)
1964-65	St. Louis	Baylor (18 pts, 7 rebs), West (20 pts 5 rebs, 6 ast)
1965-66	Cincinnati	LaRusso (11 pts), West (4 pts)
1966-67	San Francisco	Baylor (20 pts, 5 rebs, 5 ast), Imhoff (7 rebs), West (16 pts, 6 ast)
1967-68	New York	Baylor (22 pts, 6 rebs), Clark (17 pts), West (17 pts, 6 rebs, 6 ast)
1968-69	Baltimore	Baylor (21 pts, 9 rebs, 5 ast), Chamberlain (4 pts, 12 rebs), West (DNP-Injured)
1969-70	Philadelphia	Baylor (9 pts, 7 rebs), West (22 pts, 5 rebs, 5 ast)
1970-71	San Diego	Chamberlain (2 pts, 8 rebs, 5 ast), West (5 pts, 9 ast)
1971-72	Los Angeles	Chamberlain (8 pts, 10 rebs), Goodrich (4 pts), West* (13 pts, 6 rebs, 5 ast)
1972-73	Chicago	Chamberlain (2 pts, 7 rebs), Goodrich (2 pts), West (6 pts)
1973-74	Seattle	Goodrich (18 pts, 6 ast), West (DNP-Injured)
1974-75	Phoenix	Goodrich (4 pts, 4 ast)
1975-76	Philadelphia	Abdul-Jabbar (22 pts, 15 rebs)
1976-77	Milwaukee	Abdul-Jabbar (21 pts)
1977-78	Atlanta	NONE
1978-79	Detroit	Abdul-Jabbar (11 pts, 8 rebs)
1979-80	Landover	Abdul-Jabbar (17 pts, 16 rebs, 9 ast), Johnson (12 pts)
1980-81	Cleveland	Abdul-Jabbar (15 pts, 6 rebs, 4 ast), Wilkes (15 pts, 8 rebs, 3 ast)
1981-82	E. Rutherford	Abdul-Jabbar (2 pts, 3 rebs, 1 ast), Johnson (16 pts, 4 reb, 7 ast), Nixon (14 pts, 2 ast)
1982-83	Los Angeles	Abdul-Jabbar (20 pts, 6 rebs, 5 ast), Johnson (17 pts, 5 rebs, 16 ast), Wilkes (10 pts, 2 rebs, 2 ast)
1983-84	Denver	Abdul-Jabbar (25 pts, 13 rebs, 2 ast), Johnson (15 pts, 9 rebs, 22 ast)
1984-85	Indianapolis	Abdul-Jabbar (11 pts, 6 rebs), Johnson (21 pts, 15 ast)
1985-86	Dallas	Abdul-Jabbar (21 pts, 7 rebs), Johnson (6 pts, 15 ast), Worthy (20 pts)
1986-87	Seattle	Abdul-Jabbar (10 pts, 8 rebs), Johnson (9 pts, 7 rebs, 13 ast), Worthy (22 pts, 8 rebs)
1987-88	Chicago	Abdul-Jabbar (10 pts, 4 rebs), Johnson (17 pts, 6 rebs, 19 ast), Worthy (4 pts, 3 rebs)
1988-89	Houston	Abdul-Jabbar (4 pts, 3 rebs), Johnson (DNP-Injured), Worthy (8 pts, 2 rebs)
1989-90	Miami	Green (3 rebs), Johnson* (22 pts, 6 rebs), Worthy (2 pts, 4 rebs)
1990-91	Charlotte	Johnson (16 pts, 4 rebs, 3 ast), Worthy (9 pts, 2 rebs)
1991-92	Orlando	Johnson* (25 pts, 5 rebs, 9 ast), Worthy (9 pts, 4 rebs)
1992-93	Salt Lake City	NONE
1993-94	Minneapolis	NONE
1994-95	Phoenix	Ceballos (DNP-Injured)
1995-96	San Antonio	NONE
1996-97	Cleveland	Jones (10 pts, 1 reb, 1 ast), O'Neal (DNP-Injured)
1997-98	New York	Bryant (18 pts, 6 rebs), Jones (15 pts, 11 rebs), O'Neal (12 pts, 4 rebs), Van Exel (13 pts, 2 ast)
1998-99	NO GAME	
1999-00	Oakland	Bryant (15 pts, 3 ast), O'Neal* (22 pts, 9 rebs)
2000-01	Washington, DC	Bryant (19 pts, 7 rebs, 4 ast), O'Neal (DNP-Injured)
2001-02	Philadelphia	Bryant* (31 pts, 5 rebs, 5 ast), O'Neal (DNP-Injured)
2002-03	Atlanta	Bryant (22 pts, 7 rebs, 6 ast), O'Neal (19 pts, 13 rebs)
2003-04	Los Angeles	Bryant (20 pts, 4 rebs, 4 ast, 5 stl), O'Neal* (24 pts, 11 rebs)
2004-05	Denver	Bryant (16 points, 6 rebs, 7 ast, 3 stl)
2005-06	Houston	Bryant (8 points, 7 rebs, 8 ast, 3 stl)
2006-07	Las Vegas	Bryant* (31 pts, 5 rebs, 6 ast, 4 stl)
2007-08	New Orleans	Bryant (1 reb, 3 min)
2008-09	Phoenix	Bryant* (27 pts, 4 rebs, 4 ast, 4 stl), Gasol (14 pts, 8 rebs)
2009-10	Dallas	Bryant (DNP-Injured), Gasol (13 pts, 6 rebs, 1 stl)
2010-11	Los Angeles	Bryant* (37 pts, 14 rebs, 3 ast, 3 stl), Gasol (17 pts, 7 rebs, 2 ast, 2 blk)
2011-12	Orlando	Bryant (27 pts, 1 reb, 1 ast, 2 stl), Bynum (3 rebs, 1 ast, 1 blk)
2012-13	Houston	Bryant (9 pts, 4 reb, 8 ast, 2 stl, 2 blk), Howard (9 pts, 7 reb)
2013-14	New Orleans	Bryant (DNP-Injured)
2014-15	New York	Bryant (DNP-Injured)
2015-16	Toronto	Bryant (10 pts, 6 reb, 7 ast, 1 stl)
2016-17	New Orleans	NONE
2017-18	Los Angeles	NONE
2018-19	Charlotte	James (19 pts, 8 reb, 4 ast, 2 blk)
2019-20	Chicago	Davis (20 pts, 9 reb, 1 ast, 3 stl, 3 blk), James (23 pts, 5 reb, 6 ast, 1 stl, 2 blk)
2020-21	Atlanta	James (4 pts, 2 reb, 4 ast, 1 blk), Davis (DNP-Injured)
2021-22	Cleveland	James (24 pts, 6 reb, 8 ast, 3 stl, 1 blk)

* Most Valuable Player

ALL-STAR WEEKEND ROOKIE GAME / ROOKIE-SOPHOMORE GAME PARTICIPANTS

1993-94	Nick Van Exel	6 asts
1994-95	Eddie Jones (MVP)	25 pts, 4 rebs, 6 stls
1996-97	Kobe Bryant	31 pts, 8 rebs, 3 asts
	Derek Fisher	16 pts, 6 asts
	Travis Knight	9 pts, 4 asts
2006-07	Jordan Farmar	12 pts, 2 stls
	Andrew Bynum	7 pts, 4 rebs
2007-08	Jordan Farmar	17 pts, 12 asts, 4 stls
2015-16	Jordan Clarkson	25 pts, 5 rebs, 5 asts
	D'Angelo Russell	22 pts, 7 asts, 2 stls
2016-17	Brandon Ingram	4 pts, 3 rebs, 1 stl
	D'Angelo Russell	12 pts, 4 asts, 3 rebs
2017-18	Lonzo Ball	DNP-Injured
	Brandon Ingram	8 pts, 3 rebs, 1 ast
	Kyle Kuzma	20 pts, 7 rebs, 2 asts
2018-19	Lonzo Ball	DNP-Injured
	Kyle Kuzma (MVP)	35 pts, 6 rebs, 2 asts

ALL-STAR WEEKEND THREE-POINT SHOOTOUT PARTICIPANTS

1986-87	Byron Scott
	Michael Cooper
1987-88	Byron Scott
2016-17	Nick Young

ALL-STAR WEEKEND SLAM DUNK PARTICIPANTS

1983-84	Michael Cooper
1994-95	Antonio Harvey
1996-97	Kobe Bryant (Champion)
2009-10	Shannon Brown
2019-20	Dwight Howard

ALL-STAR GAME HEAD COACHES

Pat Riley	(8)	1982, 1983, 1985, 1986, 1987, 1988, 1989, 1990
Fred Schaus	(4)	1963, 1964, 1966, 1967
Bill Sharman	(2)	1972, 1973
Phil Jackson	(2)	2000, 2009
Frank Vogel	(1)	2020

ALL-NBA FIRST TEAM

Kobe Bryant	(11)	2002, 2003, 2004, 2006, 2007, 2008, 2009, 2010, 2011, 2012, 2013
Elgin Baylor	(10)	1959, 1960, 1961, 1962, 1963, 1964, 1965, 1967, 1968, 1969
Jerry West	(10)	1962, 1963, 1964, 1965, 1966, 1967, 1970, 1971, 1972, 1973
Earvin Johnson	(9)	1983, 1984, 1985, 1986, 1987, 1988, 1989, 1990, 1991
Kareem Abdul-Jabbar	(6)	1976, 1977, 1980, 1981, 1984, 1986
George Mikan	(6)	1949, 1950, 1951, 1952, 1953, 1954
Shaquille O'Neal	(6)	1998, 2000, 2001, 2002, 2003, 2004
Jim Pollard	(2)	1949, 1950
Anthony Davis	(1)	2020
Gail Goodrich	(1)	1974
LeBron James	(1)	2020

ALL-NBA SECOND TEAM

Kareem Abdul-Jabbar	(4)	1978, 1979, 1983, 1985
Vern Mikkelsen	(4)	1951, 1952, 1953, 1955
Kobe Bryant	(2)	2000, 2001
Jim Pollard	(2)	1952, 1954
Slater Martin	(2)	1955, 1956
Jerry West	(2)	1968, 1969
Andrew Bynum	(1)	2012
Wilt Chamberlain	(1)	1972
Dick Garmaker	(1)	1957
Pau Gasol	(1)	2011
LeBron James	(1)	2021
Earvin Johnson	(1)	1982
Clyde Lovellette	(1)	1956
Shaquille O'Neal	(1)	1999

ALL-NBA THIRD TEAM

Kobe Bryant	(2)	1999, 2005
Pau Gasol	(2)	2009, 2010
LeBron James	(2)	2019, 2022
James Worthy	(2)	1990, 1991
Dwight Howard	(1)	2013
Shaquille O'Neal	(1)	1997

NBA MOST VALUABLE PLAYER

Kareem Abdul-Jabbar	(3)	1976, 1977, 1980
Earvin Johnson	(3)	1987, 1989, 1990
Shaquille O'Neal	(1)	2000
Kobe Bryant	(1)	2008

NBA FINALS MOST VALUABLE PLAYER

Earvin Johnson	(3)	1980, 1982, 1987
Shaquille O'Neal	(3)	2000, 2001, 2002
Kobe Bryant	(2)	2009, 2010
Jerry West	(1)	1969
Wilt Chamberlain	(1)	1972
Kareem Abdul-Jabbar	(1)	1985
James Worthy	(1)	1988
LeBron James	(1)	2020

NBA COACH OF THE YEAR

Bill Sharman	(1)	1971-72
Pat Riley	(1)	1989-90
Del Harris	(1)	1994-95

NBA ROOKIE OF THE YEAR

Elgin Baylor	(1)	1958-59
--------------	-----	---------

NBA DEFENSIVE PLAYER OF THE YEAR

Michael Cooper	(1)	1986-87
----------------	-----	---------

NBA ALL-DEFENSIVE FIRST TEAM

Kobe Bryant	(9)	2000, 2003, 2004, 2006, 2007, 2008, 2009, 2010, 2011
Michael Cooper	(5)	1982, 1984, 1985, 1987, 1988
Jerry West	(4)	1970, 1971, 1972, 1973
Kareem Abdul-Jabbar	(3)	1979, 1980, 1981
Wilt Chamberlain	(2)	1972, 1973
Anthony Davis	(1)	2020

NBA ALL-DEFENSIVE SECOND TEAM

Kareem Abdul-Jabbar	(4)	1976, 1977, 1978, 1984
Kobe Bryant	(3)	2001, 2002, 2012
Michael Cooper	(3)	1981, 1983, 1986
Shaquille O'Neal	(3)	2000, 2001, 2003
Eddie Jones	(2)	1998, 1999
A.C. Green	(1)	1989
Jim Price	(1)	1974
Jerry West	(1)	1969

NBA SIXTH MAN OF THE YEAR

Lamar Odom	(1)	2010-11
------------	-----	---------

NBA EXECUTIVE OF THE YEAR

Jerry West	(1)	1994-95
------------	-----	---------

J. WALTER KENNEDY CITIZENSHIP AWARD

Michael Cooper	(1)	1985-86
Earvin Johnson	(1)	1991-92
Metta World Peace	(1)	2010-11
Pau Gasol	(1)	2011-12

KIA COMMUNITY ASSIST AWARD

Pau Gasol	(1)	2011-12
-----------	-----	---------

LAKERS HONOR ROLL

NBA ALL-ROOKIE FIRST TEAM

Bill Hewitt	1968-69	James Worthy	1982-83
Dick Garrett	1969-70	Byron Scott	1983-84
Jim Price	1972-73	Vlade Divac	1989-90
Brian Winters	1974-75	Eddie Jones	1994-95
Norm Nixon	1977-78	Jordan Clarkson	2014-15
Earvin Johnson	1979-80	Kyle Kuzma	2017-18

NBA ALL-ROOKIE SECOND TEAM

Nick Van Exel	1993-94	D'Angelo Russell	2015-16
Kobe Bryant	1996-97	Brandon Ingram	2016-17
Travis Knight	1996-97	Lonzo Ball	2017-18

BASKETBALL HALL OF FAME (INDUCTION YEAR)

George Mikan	1959
Elgin Baylor	1977
Jim Pollard	1978
Wilt Chamberlain	1979
Pete Newell (contributor)	1979, 2010*
Jerry West	1980, 2010*
Slater Martin	1982
Clyde Lovellette	1988
Connie Hawkins	1992
John Kundla (coach)	1995
Vern Mikkelsen	1995
Kareem Abdul-Jabbar	1995
Gail Goodrich	1996
Bob McAdoo	2000
Earvin Johnson	2002, 2010^
Chick Hearn (contributor)	2003
James Worthy	2003
Bill Sharman (coach)	2004
Phil Jackson (coach)	2007
Adrian Dantley	2008
Pat Riley (coach)	2008
Dr. Jerry Buss (contributor)	2010
Karl Malone	2010, 2010^
Bob Boozer (1960 US Olympic Team)	2010
Darrell Imhoff (1960 US Olympic Team)	2010
Dennis Rodman	2011
Tex Winter (contributor)	2011
Jamaal Wilkes	2012
Gary Payton	2013
Mitch Richmond	2014
Spencer Haywood	2015
Zelmo Beaty	2016
Shaquille O'Neal	2016
Charlie Scott	2018
Steve Nash	2018
Vlade Divac	2019
Kobe Bryant	2020

US OLYMPIC BASKETBALL TEAM MEMBERS

JaVale McGee	2021	Joe Kleine	1984
Carmelo Anthony	'16, '12, '08, '04	Sam Perkins	1984
DeAndre Jordan	2016	Sam Bowie	1980
Kobe Bryant	2012, '08	Kenny Carr	1976
Tyson Chandler	2012	Adrian Dantley	1976
Anthony Davis	2012	Mitch Kupchak	1976
Russell Westbrook	2012	Jim Brewer	1972
LeBron James	'12, '08, '04	Dwight Jones	1972
Dwight Howard	2008	Spencer Haywood	1968
Carlos Boozer	2008, '04	Charlie Scott	1968
Lamar Odom	2004	Jim Barnes	1964
Gary Payton	2000, 1996	Mel Counts	1964
Karl Malone	1996, '92	Walt Hazzard	1964
Shaquille O'Neal	1996	Bob Boozer	1960
Earvin Johnson	1992	Darrell Imhoff	1960
J.R. Reid	1988	Jerry West	1960
Mitch Richmond	1996, '88	Clyde Lovellette	1952

NBA COACH OF THE MONTH

Pat Riley	(5)	December 1988, November 1986, November 1985, March 1985, January 1983
Phil Jackson	(3)	November 2001, February 2000, December 1999
Mike Dunleavy	(2)	November 1991, January 1991
Del Harris	(1)	April 1998

WESTERN CONFERENCE COACH OF THE MONTH

Phil Jackson	(5)	March 2011, November 2009, April 2008, November 2003, April 2003
Mike D'Antoni	(1)	April 2013
Frank Vogel	(1)	October/November 2019

NBA PLAYER OF THE MONTH

Shaquille O'Neal	(7)	April 2001, March 2000, February 2000, November 1999, April 1998, January 1998, December 1996
Magic Johnson	(6)	February 1990, March 1987, December 1986, February 1985, November 1983, October 1983
Kareem Abdul-Jabbar	(2)	March 1984, December 1979
Kobe Bryant	(1)	December 2000
Cedric Ceballos	(1)	December 1994
Eddie Jones	(1)	November 1997

WESTERN CONFERENCE PLAYER OF THE MONTH

Kobe Bryant	(15)	February 2013, January 2012, March 2011, December 2009, January 2009, December 2008, February 2008, April 2008, March 2007, December 2006, April 2006, January 2006, March 2004, January 2003, November 2001
LeBron James	(2)	January 2020, February 2020
Pau Gasol	(1)	February 2009
Shaquille O'Neal	(1)	March 2003

WESTERN CONFERENCE ROOKIE OF THE MONTH

Jordan Clarkson	(1)	March 2015
Kyle Kuzma	(1)	October/November 2017

NBA PLAYER OF THE WEEK (WEEK ENDING...)

Magic Johnson	(18)	4/7/91, 4/15/90, 1/1/89, 12/4/88, 12/13/87, 4/5/87, 3/22/87, 3/8/87, 2/15/87, 12/21/86, 3/9/86, 2/17/85, 2/26/84, 11/13/83, 4/10/83, 3/13/83, 3/16/80, 11/11/79
Kareem Abdul-Jabbar	(7)	3/24/85, 4/8/84, 2/12/84, 2/28/82, 12/21/80, 2/17/80, 12/9/79
Shaquille O'Neal	(7)	4/8/01, 3/12/00, 2/20/00, 12/5/99, 3/22/98, 11/16/97, 12/15/96
Kobe Bryant	(2)	12/24/00, 4/16/00
Cedric Ceballos	(2)	11/19/95, 12/25/94
Vlade Divac	(1)	3/26/95
Byron Scott	(1)	1/10/88

WESTERN CONFERENCE PLAYER OF THE WEEK (WEEK ENDING...)

Kobe Bryant	(31)	4/14/13, 3/10/13, 2/24/13 1/15/12, 1/8/12, 3/27/11, 12/27/09, 12/20/09, 11/22/09, 3/16/09, 1/12/09, 12/29/08, 1/13/08, 3/2/08, 4/6/08, 3/25/07, 3/18/07, 4/16/06, 1/22/06, 12/25/05, 12/18/05, 11/13/05, 3/22/04, 2/17/04, 2/23/03, 2/2/03, 1/12/03, 12/8/02, 11/3/02, 1/20/02, 11/4/01
Shaquille O'Neal	(7)	3/15/04, 12/1/03, 4/6/03, 3/9/03 3/10/02, 2/24/02, 2/3/02
Pau Gasol	(4)	10/31/10, 3/21/10, 2/23/09, 2/9/09
LeBron James	(4)	12/15/19, 1/5/20, 3/8/20, 12/12/21
Andrew Bynum	(3)	4/15/12, 3/18/12, 1/26/09
Anthony Davis	(2)	11/3/19, 12/8/19

* Member of 1960 US Olympic Team;

^ Member of 1992 US Olympic Team

REGULAR SEASON INDIVIDUAL RECORDS

MOST POINTS

Game	81	Kobe Bryant	vs. TOR	1/22/06
Half	55	Kobe Bryant	vs. TOR	1/22/06
Quarter	30	Kobe Bryant	vs. UTA	11/30/06
	30	Kobe Bryant	vs. DAL	12/20/05
Season	2,832	Kobe Bryant		2005-06
Career	33,643	Kobe Bryant		1996-2016

MOST FG MADE

Game	29	Wilt Chamberlain	vs. PHX	2/9/69
Half	18	Kobe Bryant	vs. TOR	1/22/06
Quarter	11	Kobe Bryant	vs. TOR	1/22/06
Season	1,029	Elgin Baylor		1962-63
Career	11,719	Kobe Bryant		1996-2016

MOST FG ATTEMPTED

Game	55	Elgin Baylor	at PHI	12/8/61
Half	30	Kobe Bryant	vs. UTA	4/13/16
Quarter	18	Elgin Baylor	at NYK	11/15/60
	18	Kobe Bryant	at LAC	1/7/06
Season	2,273	Elgin Baylor		1962-63
Career	26,200	Kobe Bryant		1996-2016

HIGHEST FG %

Game	1.000	Wilt Chamberlain	vs. DET	3/11/69
		(14-14)		
Season	.727*	Wilt Chamberlain (min. 300 FGM)		1972-73
Career	.605	Wilt Chamberlain (min. 2000 FGM)		1969-73

MOST FREE THROWS MADE

Game	26	Anthony Davis	vs. MEM	10/29/19
Half	18	Anthony Davis	vs. MEM	10/29/19
Quarter	18*	Anthony Davis	vs. MEM	10/29/19
Consecutive	62	Kobe Bryant		2005-06
Season	840*	Jerry West		1965-66
Career	8,378	Kobe Bryant		1996-2016

MOST FREE THROWS ATTEMPTED

Game	39*	Dwight Howard	at ORL	3/12/13
Half	20	Dwight Howard	at ORL	3/12/13
	20	Kobe Bryant	at SEA	4/6/07
	20	Shaquille O'Neal	vs. DAL	12/12/03
	20	Shaquille O'Neal	at GSW	3/14/02
	20	Shaquille O'Neal	vs. DAL	11/7/99
Quarter	18	Anthony Davis	vs. MEM	10/29/19
Season	977	Jerry West		1965-66
Career	10,011	Kobe Bryant		1996-2016

FREE THROW %

Game	1.000	Kobe Bryant (20-20)	at NYK	2/2/09
(min. 18 FTA)	1.000	Kobe Bryant (18-18)	at POR	4/10/13
	1.000	Earvin Johnson (18-18)	vs. UTA	4/11/91
	1.000	Jerry West (18-18)	vs. NYK	11/9/69
	1.000	Jerry West (18-18)	vs. DET	11/10/65
Season	.9112	Earvin Johnson (min. 125 FTM)		1988-89
Career	.877	Cazzie Russell (min. 200 FTM)		1974-77

MOST 3-PT FG MADE

Game	12	Kobe Bryant	vs. SEA	1/7/03
Half	8	Kobe Bryant	vs. WAS	3/28/03
Quarter	6	Jumaine Jones	vs. ORL	12/12/04
	6	Kobe Bryant	vs. SEA	1/7/03
	6	Glen Rice	vs. POR	5/5/99
Season	183	Nick Van Exel		1994-95
Career	1,827	Kobe Bryant		1996-2016

MOST 3-PT FG ATTEMPTED

Game	21	Kobe Bryant	vs. UTA	4/13/16
Half	13	Sasha Vujacic	vs. MEM	3/28/08
Quarter	10	Sasha Vujacic	vs. MEM	3/28/08
Season	518	Kobe Bryant		2005-06
Career	5,546	Kobe Bryant		1996-2016

3-PT FIELD GOAL % (MIN. 6 ATT.)

Game	1.000	Kobe Bryant (7-7)	vs. PHI	1/6/06
	1.000	Nick Van Exel (6-6)	vs. VAN	11/16/97
	1.000	Wesley Matthews (6-6)	at SAS	12/30/20
	1.000	D.J. Augustin (6-6)	at CLE	3/21/22
Season	.441	Vladimir Radmanovic (min. 55 3FGM)		2008-09
Career	.400	Vladimir Radmanovic (min. 250 3FGA)		2006-09

MOST REBOUNDS

Game	42	Wilt Chamberlain	vs. BOS	3/7/69
Half	27	Wilt Chamberlain	vs. BOS	3/7/69
Quarter	14	Happy Hairston	vs. PHI	11/15/74
	14	Wilt Chamberlain	vs. BOS	3/7/69
	14	Gene Wiley	vs. NYK	11/5/62
Season	1,712	Wilt Chamberlain		1968-69
Career	11,463	Elgin Baylor		1959-72

MOST OFFENSIVE REBOUNDS (SINCE 1973-74)

Game	14	Shaquille O'Neal	at MEM	4/4/03
Half	9	Lamar Odom	vs. PHX	1/17/08
	9	Shaquille O'Neal	at MEM	4/4/03
	9	Corie Blount	vs. LAC	3/14/97
	9	Happy Hairston	at CHI	2/16/75
Quarter	n/a	-	-	-
Season	336	Shaquille O'Neal		1999-00
Career	2,494	Kareem Abdul-Jabbar		1975-89

MOST DEFENSIVE REBOUNDS (SINCE 1973-74)

Game	29*	Kareem Abdul-Jabbar	vs. DET	12/14/75
Half	n/a	-	-	-
Quarter	13*	Happy Hairston	vs. PHI	11/15/74
Season	1,111*	Kareem Abdul-Jabbar		1975-76
Career	7,785	Kareem Abdul-Jabbar		1975-89

MOST ASSISTS

Game	24	Earvin Johnson	vs. DEN	11/17/89
	24	Earvin Johnson	at PHX	1/9/90
Half	18	Earvin Johnson	vs. SEA	2/21/84
Quarter	12	Earvin Johnson	vs. SEA	2/21/84
Season	989	Earvin Johnson		1990-91
Career	10,141	Earvin Johnson		1979-91,96

MOST STEALS (SINCE 1973-74)

Game	10	Jerry West	vs. SEA	12/7/73
Half	6	Kobe Bryant	vs. UTA	2/13/06
	6	Eddie Jones	at PHI	11/26/96
	6	Eddie Jones	vs. BOS	12/26/95
	6	Sedale Threatt	at POR	3/3/92
	6	Jerry West	vs. SEA	12/7/73
Quarter	n/a	-	-	-
Season	208	Earvin Johnson		1981-82
Career	1,944	Kobe Bryant		1996-2016

MOST BLOCKED SHOTS (SINCE 1973-74)

Game	17*	Elmore Smith	vs. POR	10/28/73
Half	11*	Elmore Smith	vs. POR	10/28/73
Quarter	6	Elmore Smith	vs. POR	10/28/73
Season	393	Elmore Smith		1973-74
Career	2,694	Kareem Abdul-Jabbar		1975-89

* Denotes NBA Record

REGULAR SEASON INDIVIDUAL RECORDS (OPPONENTS)

MOST POINTS

Game	78	Wilt Chamberlain	at PHI (30T)	12/8/61
	72	Wilt Chamberlain	vs. PHI	11/3/62
Half	39	Wilt Chamberlain	at PHI	2/7/66
Quarter	24	James Harden	at HOU	12/20/17

MOST FG MADE

Game	31	Wilt Chamberlain	at PHI (30T)	12/8/61
	29	Wilt Chamberlain	vs. PHI	11/3/62

MOST FG ATTEMPTED

Game	62	Wilt Chamberlain	at PHI (30T)	12/8/61
	51	Wilt Chamberlain	at PHI	12/30/59

HIGHEST FG %

Game	1.000	Wilt Chamberlain (15-15)	at PHI	1/20/67
------	-------	-----------------------------	--------	---------

MOST FREE THROWS MADE

Game	24	Frank Selvy	at MIL	12/2/54
	23	Dolph Schayes	at SYR	1/17/52

MOST FREE THROWS ATTEMPTED

Game	31	Wilt Chamberlain	at PHI (30T)	12/8/61
	29	Wilt Chamberlain	at SFW	12/6/63
	27	Gilbert Arenas	vs. WAS (OT)	12/17/06
	27	Dolph Schayes	at SYR	1/17/52
	26	Wilt Chamberlain	vs. PHI	12/1/61
	26	Wilt Chamberlain	vs. PHI	12/2/61
	26	Frank Selvy	at MIL	12/2/54

FREE THROW %

Game	1.000	Dolph Schayes (18-18)	at SYR	10/29/60
	1.000	Dolph Schayes (18-18)	at SYR	1/10/57

MOST 3-PT FG MADE

Game	10	Peja Stojackovic	vs. NOH	11/6/07
	10	Klay Thompson	vs. GSW	1/21/19

MOST 3-PT FG ATTEMPTED

Game	19	James Harden	at HOU	1/19/19
	16	Stephen Curry	at GSW	1/14/16
	16	Jason Terry	vs. DAL	3/15/09

3-PT FIELD GOAL % (MIN. 6 ATT.)

Game	1.000	Kyle Korver (6-6)	vs. ATL	11/3/13
	1.000	Bruce Bowen (6-6)	at SAS	11/13/07
	1.000	Raja Bell (6-6)	vs. PHX	4/8/07
	1.000	Jason Richardson (6-6)	at GSW	12/10/02

MOST REBOUNDS

Game	45	Wilt Chamberlain	at PHI	1/21/61
------	----	------------------	--------	---------

MOST OFFENSIVE REBOUNDS (SINCE 1973-74)

Game	14	Joakim Noah	at CHI	12/15/09
	14	David Robinson	at SAS	4/2/91
	14	Moses Malone	at HOU	4/6/82

MOST DEFENSIVE REBOUNDS (SINCE 1973-74)

Game	22	Truck Robinson	vs. NOJ	11/11/77
------	----	----------------	---------	----------

MOST ASSISTS

Game	28	Bob Cousy	at BOS	2/27/59
	23	John Stockton	at UTA	4/12/90
	23	Kevin Porter	vs. DET	3/30/79
Half	19*	Bob Cousy	at BOS	2/27/59
Quarter	12	Bob Cousy	at BOS	2/27/59

MOST STEALS (SINCE 1973-74)

Game	10	Larry Steele	at POR	11/16/74
------	----	--------------	--------	----------

MOST BLOCKED SHOTS (SINCE 1973-74)

Game	10	Shawn Bradley	at DAL	3/4/97
	10	Shawn Kemp	vs. SEA	1/18/91
	10	David Robinson	at SAS	2/20/90

* Denotes NBA Record

REGULAR SEASON TEAM RECORDS (HIGHS)

MOST POINTS

Game	162	vs. GSW	3/19/72
Half	91	vs. GSW	3/19/72
	91	vs. CHI	11/23/66
Quarter	51	vs. NYK	3/25/14
Season	9,937	121.2 per game	1967-68

MOST FG MADE

Game	69	vs. DEN	4/9/82
Half	69	vs. GSW	3/19/72
Quarter	37	vs. GSW	3/19/72
Quarter	22	vs. CHI	1/23/66
Season	3,964	48.3 per game	1982-83

MOST FG ATTEMPTED

Game	138	at PHI (30T)	12/8/61
Half	135	at PHI	1/21/61
Quarter	73	at BOS	2/27/59
Quarter	39	at BOS	2/27/59
Season	8,466	104.5 per game	1966-67

HIGHEST FG %

Game	.685	vs. NYK (63-92)	1/23/79
Season	.545*		1984-85

MOST FREE THROWS MADE

Game	52	vs. NYK	11/13/57
Half	49	vs. SFW	1/20/68
Quarter	32	vs. PHI	2/15/57
Quarter	21	at CHI	12/17/91
	21	vs. PHI	12/19/71
	21	vs. CHI	1/25/66
Season	2,378		1961-62

MOST FREE THROWS ATTEMPTED

Game	74	at NYK	10/17/64
Half	68	vs. STL (OT)	2/17/57
Quarter	66	vs. NYK	11/13/57
Quarter	42	vs. PHI	2/15/57
Quarter	27	vs. LAC	11/5/00
Quarter	27	vs. CHI	1/25/66
Season	3,240		1961-62

FREE THROW % (MOST WITHOUT A MISS)

Game	1.000	at DEN (27-27)	1/30/92
Season	.802		1988-89

MOST 3-PT FG MADE

Game	22	at BOS	2/7/19
Half	14	at SAC	2/1/20
	14	at BOS	2/7/19
	14	vs. SAC	2/28/14
Quarter	n/a	-	-
Season	982		2021-22

MOST 3-PT FG ATTEMPTED

Game	45	vs. LAC	12/25/19
	45	vs. MEM	3/28/08
	45	vs. MIA	2/20/21
	45	at DAL	4/24/21
Season	2,826		2021-22

3-PT FIELD GOAL % (MIN. 5 ATT.)

Game	1.000	at POR (6-6)	1/1/87
Season	.381		2013-14

MOST REBOUNDS (TEAM REBOUNDS NOT INCLUDED)

Game	107	vs. IND (OT)	1/14/51
Half	101	vs. BOS	2/18/62
Quarter	55	at DET	1/9/66
Quarter	31	vs. STL	2/21/60
Season	5,816		1960-61

MOST OFFENSIVE REBOUNDS (SINCE 1973-74)

Game	31	vs. LAC (20T)	11/16/93
Half	30	at PHO	3/1/86
Half	30	vs. UTA	11/13/83
Quarter	n/a	-	-
Quarter	n/a	-	-
Season	1,365		1973-74

MOST DEFENSIVE REBOUNDS (SINCE 1973-74)

Game	58	vs. SEA	10/19/73
Half	36*	vs. SEA	10/19/73
Quarter	n/a	-	-
Season	2,985		2018-19

MOST ASSISTS

Game	51	vs. DEN	2/23/82
Half	28	vs. DET	11/24/72
Quarter	17	vs. DEN	2/23/82
Season	2,575*		1984-85

PERSONAL FOULS

Game	48	vs. IND	3/9/53
Half	46	at HOU	4/12/83
	42	at SAC (OT)	1/4/07
Season	2,168		1966-67
DQs (Game)	5	vs. STL (OT)	2/17/57
DQs (Season)	60		1957-58

MOST STEALS (SINCE 1973-74)

Game	23	vs. KCK	11/9/82
Half	n/a	-	-
Quarter	11	at DAL	12/13/94
Quarter	11	vs. CHI	3/12/82
Season	848		1981-82

MOST BLOCKED SHOTS (SINCE 1973-74)

Game	21	vs. DEN	4/9/82
Half	n/a	-	-
Quarter	n/a	-	-
Season	653		1973-74

MOST TURNOVERS (SINCE 1970-71)

Game	43	vs. SEA	2/15/74
Half	22	vs. SEA	2/15/74
Quarter	n/a	-	-
Season	1,913		1973-74

MOST VICTORIES

Season	69		1971-72
Consecutive	33*		11/5/71-1/7/72
Home	.968	Minneapolis (30-1)	1949-50
	.902	Los Angeles (37-4)	1989-90
	.902	Los Angeles (37-4)	1986-87
	.902	Los Angeles (37-4)	1979-80
	.902	Los Angeles (37-4)	1976-77
Road	.816	Los Angeles (31-7)	1971-72

* Denotes NBA Record

REGULAR SEASON TEAM RECORDS (LOWS)

(Records for fewest exclude games & seasons before 1954-55, the introduction of shot clock; shortened season in italics)

FEWEST POINTS

Game	70	at CLE	11/5/02
Half	23	at DEN	11/13/09
Quarter	6	vs. CHI	11/20/77
Overtime	0*	vs. DET	12/1/89
Season	7,982	(97.3 ppg) - low total	2015-16
	4,950	(99.0 ppg) - low total	1998-99
	6,422	(97.3 ppg) - low average	2011-12

FEWEST FG MADE

Game	20	at UTA	11/3/04
Half	n/a	-	-
Quarter	2	vs. IND	11/29/15
	2	at LAC	1/10/14
	2	at SAS	4/18/96
	2	at PHX	3/24/87
Season	2,880		2015-16
	1,841		1998-99

FEWEST FG ATTEMPTED

Game	57	vs. IND	3/4/98
Half	n/a	-	-
Quarter	n/a	-	-
Season	6,536		1997-98
	3,935		1998-99

LOWEST FG %

Game	.194	at SYR	11/4/51
	.284	at OKC (23-81)	4/11/16
Half	n/a	-	-
Quarter	.100	vs. IND (2-20)	11/29/15
Season	.370		1957-58

FEWEST FREE THROWS MADE

Game	2	several, last vs. IND	1/19/18
Half	n/a	-	-
Quarter	n/a	-	-
Season	1,336		2018-19
	1,027		1998-99

FEWEST FREE THROWS ATTEMPTED

Game	3	vs. SDC	3/28/80
Half	n/a	-	-
Quarter	n/a	-	-
Season	1,835		2013-14
	1,503		1998-99

FREE THROW %

Game	.143	vs. IND (2-14)	1/19/18
Season	.650		1968-69

FEWEST 3-PT FG MADE

Game	0	several, last at POR	1/5/12
Season	10		1982-83

FEWEST 3-PT FG ATTEMPTED

Game	0	several, last at DEN	12/19/92
Season	94		1980-81
	94		1981-82

3-PT FIELD GOAL % (MOST 3FGA W/OUT A MAKE)

Game	.000	at POR (0-11)	1/5/12
	.000	vs. SAS (0-11)	3/9/01
	.000	at POR (0-11)	4/22/90
Half	.000	several	several
Quarter	.000	several	several
Season	.104	(10-96)*	1982-83

FEWEST REBOUNDS (TEAM REB. NOT INCLUDED)

Game	23	at UTA	3/28/98
Half	23	at SEA	1/8/91
Quarter	n/a	-	-
Quarter	n/a	-	-
Season	3,298		1995-96
	2,101		1998-99

FEWEST OFFENSIVE REBOUNDS (SINCE 1973-74)

Game	1	vs. POR	3/26/17
	1	vs. OKC	3/9/14
	1	at CLE	3/19/06
	1	vs. IND	3/1/02
	1	at MIN	12/17/21
Half	0	several	several
Quarter	0	several	several
Season	745		2013-14
	619		1998-99

FEWEST DEFENSIVE REBOUNDS (SINCE 1973-74)

Game	12	at MIN	3/28/14
Half	n/a	-	-
Quarter	n/a	-	-
Season	2,196		1991-92
	1,482		1998-99

FEWEST ASSISTS

Game	4	at BAL	11/14/64
	4	vs. SYR	11/28/61
Half	n/a	-	-
Quarter	0	several, last vs. GSW	1/18/21
Season	1,478		2015-16
	1,095		1998-99

FEWEST PERSONAL FOULS

Game	8	vs. DAL	11/28/08
Half	n/a	-	-
Quarter	n/a	-	-
Season	1,467		2012-13
	1,109		2011-12

FEWEST STEALS (SINCE 1973-74)

Game	0*	at OKC	3/5/13
	0*	at MIN	1/29/12
	0*	vs. HOU	1/7/05
Season	508		2004-05
	389		1998-99

FEWEST BLOCKED SHOTS (SINCE 1973-74)

Game	0*	several, last vs. PHI	3/25/21
Season	320		2016-17
	287		1998-99

FEWEST TURNOVERS (SINCE 1970-71)

Game	3	vs. ORL	3/14/11
	3	vs. HOU	12/30/01
Half	n/a	-	-
Quarter	n/a	-	-
Season	1,040		2001-02
	754		1989-99

DEFEATS

Season	.264	Minneapolis (19-53)	1957-58
	.207	Los Angeles (17-65)	2015-16
Consecutive	10		2015-16
	10		1993-94
Home	.409	Minneapolis (9-13)	1959-60
	.293	Los Angeles (12-29)	2015-16
	.293	Los Angeles (12-29)	2014-15

* Denotes NBA Record

REGULAR SEASON OPPONENT TEAM RECORDS (HIGHS)

MOST POINTS

Game	173	at BOS	2/27/59
	158	at PHI	3/18/68
Half	90	at BOS	2/27/59
	85	at PHI	3/18/68
Quarter	52	at BOS	2/27/59
	49	vs. HOU	4/8/14
	49	vs. BOS	3/19/93
	49	vs. DET	11/24/72
Season	9,736		1966-67

MOST FG MADE

Game	72	at BOS	2/27/59
	68	at PHI	3/18/68
Half	40	at BOS	2/27/59
	37	vs. DET	11/24/72
Quarter	23	at BOS	2/27/59
Season	3,797		1978-79

MOST FG ATTEMPTED

Game	153*	vs. PHI (3OT)	12/8/61
	127	vs. DET	12/14/75
Half	81	vs. SFW	2/2/69
Quarter	47*	at BOS	2/27/59
	45	at DET	11/28/65
Season	8,553		1971-72

HIGHEST FG %

Game	.671	at MIN	3/28/14
Half	n/a	-	-
Quarter	.938	vs. BOS	3/19/93
	.938	at PHI	12/2/66
Season	.490		1982-83

MOST FREE THROWS MADE

Game	56	vs. BOS	11/28/54
	49	at SYR	10/29/60
	47	vs. WAS (OT)	12/17/06
Half	n/a	-	-
Quarter	22	at MIL	3/21/01
Season	1,778		1985-86

MOST FREE THROWS ATTEMPTED

Game	68	at FTW	12/31/54
	67	vs. STL (OT)	2/17/57
	60	vs. WAS (OT)	12/17/06
	60	at UTA	11/29/83
Half	n/a	-	-
Quarter	n/a	-	-
Season	2,369		1985-86

FREE THROW %

Game	1.000	several, last at GSW	4/7/22
Most FTA	1.000	at BUF (30-30)	11/18/75
w/o miss			
Season	.784		2018-19

MOST 3-PT FG MADE

Game	25	at HOU (OT)	1/19/19
Half	15	at HOU (OT)	1/19/19
Quarter	10	at ATL	2/12/19
Season	1,032		2021-22

MOST 3-PT FG ATTEMPTED

Game	68	at HOU (OT)	1/19/19
Half	n/a	-	-
Quarter	18	at HOU (OT)	1/19/19
	18	vs. PHI	3/25/21
Season	2,935		2021-22

3-PT FIELD GOAL % (MIN. 4 ATT.)

Game	1.000	vs. SAS (4-4)	4/17/87
Season	.380	(465-1223)	2002-03

MOST REBOUNDS (TEAM REBOUNDS NOT INCLUDED)

Game	105	at BOS	2/26/60
	98	vs. PHI (3OT)	12/8/61
	82	at CHI	2/12/71
Half	n/a	-	(Minneapolis era)
	49	at CHI	3/2/73
Quarter	35	at BOS	2/26/60
	26	at POR	2/19/72
Season	4,552		1970-71

MOST OFFENSIVE REBOUNDS (SINCE 1973-74)

Game	36	vs. DET	12/14/75
Half	19	at DET	12/2/73
Quarter	14	vs. DET	12/14/75
Season	1,525		1973-74

MOST DEFENSIVE REBOUNDS (SINCE 1973-74)

Game	50	at UTA	1/11/19
	50	at PHX	12/25/73
Half	29	vs. LAC	12/28/18
Quarter	n/a	-	-
Season	2,950		2013-14

MOST ASSISTS

Game	48	vs. ROC	1/23/57
	47	at GSW	11/23/16
	44	at CLE (4OT)	1/29/80
Half	26	at GSW	11/23/16
	26	vs. SFW	12/1/60
Quarter	16	at BOS	2/27/59
Season	2,389		1982-83

PERSONAL FOULS

Game	50	vs. ROC	2/19/53
	42	vs. SAS	11/26/89
Half	n/a	-	-
Quarter	n/a	-	-
Season	2,151		1997-98

MOST STEALS (SINCE 1973-74)

Game	25	at GSW	3/25/75
Half	n/a	-	-
Quarter	n/a	-	-
Season	822		1974-75

MOST BLOCKED SHOTS (SINCE 1973-74)

Game	16	vs. OKC	11/22/09
Half	n/a	-	-
Quarter	n/a	-	-
Season	489		1994-95

MOST TURNOVERS (SINCE 1970-71)

Game	35	vs. DET	2/10/76
Half	n/a	-	-
Quarter	n/a	-	-
Season	1,719		1973-74

* Denotes NBA Record

REGULAR SEASON OPPONENT TEAM RECORDS (LOWS)

(Records for fewest exclude games & seasons before 1954-55, the introduction of shot clock; shortened season in *italics*)

FEWEST POINTS

Game	57	vs. CLE	1/11/11
Half	19	vs. LAC	12/14/99
Quarter	2*	vs. DAL	4/6/97
Season	7,566		1999-00
	4,799		1998-99

FEWEST FG MADE

Game	21	vs. NYK	12/29/11
Half	7	vs. LAC	12/14/99
Quarter	0*	vs. DAL	4/6/97
	0*	vs. SAC	2/4/87
Season	2,838		1999-00
	1,759		1998-99

FEWEST FG ATTEMPTED

Game	55	vs. ORL	2/28/06
Half	25	at SEA	1/23/01
Quarter	n/a	-	-
Season	6,547		2005-06
	3,992		1998-99

LOWEST FG %

Game	.229*	at MIL (22-96)	11/6/54
	.284	at POR (27-95)	1/3/88
Half	.184	vs. LAC (7-38)	12/14/99
Quarter	.000*	vs. DAL (0-15)	4/6/97
	.000*	vs. SAC (0-18)	2/4/87
Season	.416		1999-00

FEWEST FREE THROWS MADE

Game	1	vs. DET	10/31/17
Half	0	several	
Quarter	0	several	
Season	1,167		2012-13
	1,167		1972-73
	901		2011-12

FEWEST FREE THROWS ATTEMPTED

Game	3	vs. DET	10/31/17
Half	0	several	
Quarter	0	several	
Season	1,583		1972-73
	1,215		2011-12

FREE THROW %

Game	.231	vs. MIA (3-13)	4/5/91
Season	.708		1994-95

FEWEST 3-PT FG MADE

Game	0	several, last at CLE	2/13/05
Half	0	several	
Quarter	0	several	
Season	42		1980-81

FEWEST 3-PT FG ATTEMPTED

Game	0	several, last vs. SEA	3/24/91
Half	0	several	
Quarter	0	several	
Season	184		1980-81

3-PT FIELD GOAL %

Game	.000	several, last at CLE	2/13/05
Season	.206		1985-86

FEWEST REBOUNDS (TEAM REB. NOT INCLUDED)

Game	22	vs. MIN	12/2/05
	22	vs. GSW	3/6/85
Half	7	at NOH	12/29/10
	7	vs. DAL	2/4/86
Quarter	3	at MEM	12/8/18
	3	at MIN	2/16/21
	3	at UTA	4/14/14
	3	at NOH	12/29/10
Season	3,292		2005-06
	2,031		1998-99

FEWEST OFFENSIVE REBOUNDS (SINCE 1973-74)

Game	1	at SAS	4/11/12
Half	0		several
Quarter	0		several
Season	824		2014-15
	628		1998-99

FEWEST DEFENSIVE REBOUNDS (SINCE 1973-74)

Game	10*	vs. UTA	4/1/90
Half	3	at NOH	12/29/10
Quarter	1	at NOH	12/29/10
Season	2,078		1984-85
	1,403		1998-99

FEWEST ASSISTS

Game	3*	at BOS	11/28/56
	7	at NYK	12/23/07
	7	at LAC	3/12/98
Half	n/a	-	-
Quarter	0		several
Season	1,597		1999-00
	1,062		1998-99

PERSONAL FOULS

Game	9	at BKN	3/29/15
Half	n/a	-	-
Quarter	0		several
Season	1,520		2016-17
	1,271		1998-99

FEWEST STEALS (SINCE 1973-74)

Game	0*	several, last at NOH	2/5/11
Half	0		several
Quarter	0		several
Season	536		2005-06
	408		1998-99

FEWEST BLOCKED SHOTS (SINCE 1973-74)

Game	0*	several, last at ATL	1/30/22
Half	0		several
Quarter	0		several
Season	308		2003-04
	196		1998-99

FEWEST TURNOVERS (SINCE 1970-71)

Game	2	at OKC	3/5/13
Half	n/a	-	-
Quarter	0		several
Season	965		2004-05
	716		1998-99

* Denotes NBA Record

ALL-TIME SINGLE-GAME HIGHS

POINTS

Kobe Bryant	vs. Toronto	1/22/06	81
Elgin Baylor	@ New York	11/15/60	71
Wilt Chamberlain	vs. Phoenix	2/9/69	66
Kobe Bryant	vs. Portland	3/16/07	65
Elgin Baylor	vs. Boston	11/8/59	64
Jerry West	vs. New York	1/17/62	63
Elgin Baylor	@ Philadelphia	12/8/61	63
Kobe Bryant	vs. Dallas	12/20/05	62
Kobe Bryant	@ New York	2/2/09	61
Shaquille O'Neal	@ LA Clippers	3/6/00	61
George Mikan	vs. Rochester	1/20/52	61
Kobe Bryant	vs. Utah	4/13/16	60
Kobe Bryant	@ Memphis	3/22/07	60
Wilt Chamberlain	vs. Cincinnati	1/26/69	60
Kobe Bryant	@ Charlotte	12/29/06	58
Elgin Baylor	@ Detroit	2/16/61	57
Elgin Baylor	vs. Syracuse	1/24/61	56
Kobe Bryant	vs. Memphis	1/14/02	56
LeBron James	vs. Golden State	3/5/22	56
Kobe Bryant	vs. Washington	3/28/03	55
Elgin Baylor	vs. Cincinnati (@ Det)	2/25/59	55
Kobe Bryant	vs. Memphis	3/28/08	53
Kobe Bryant	vs. Houston	3/30/07	53
Kobe Bryant	vs. Houston	12/15/06	53
Gail Goodrich	vs. Kansas City-Omaha	3/28/75	53
Jerry West	vs. Cincinnati	1/29/65	53
George Mikan	vs. Baltimore	2/26/49	53
Kobe Bryant	vs. Dallas	3/2/08	52
Kobe Bryant	vs. Utah	11/30/06	52
Kobe Bryant	vs. Houston	2/18/03	52
Elgin Baylor	vs. San Francisco	12/15/62	52
Elgin Baylor	vs. St. Louis	12/13/61	52
Elgin Baylor	vs. St. Louis	12/11/61	52
Elgin Baylor	vs. Phil. (@ Her)	12/8/61	52
Elgin Baylor	vs. Detroit (@ SF)	11/20/60	52
Elgin Baylor	vs. Detroit	10/18/59	52
LeBron James	@ Miami	11/18/18	51
Kobe Bryant	@ Phoenix	4/7/06	51
Kobe Bryant	@ Sacramento	1/19/06	51
Kobe Bryant	@ Denver	2/12/03	51
Kobe Bryant	@ Golden State	12/6/00	51
Jerry West	@ Cincinnati	12/10/65	51
Jerry West	vs. Cincinnati	12/3/65	51
Elgin Baylor	@ San Francisco	12/14/62	51
Elgin Baylor	@ Detroit	11/26/60	51
George Mikan	@ Rochester	1/14/50	51
George Mikan	vs. New York	3/13/49	51
LeBron James	vs. Washington	3/11/22	50
Anthony Davis	vs. Minnesota	12/8/19	50
Kobe Bryant	vs. Seattle	4/15/07	50
Kobe Bryant	vs. LA Clippers	4/12/07	50
Kobe Bryant	@ NO/Oklahoma City	3/23/07	50
Kobe Bryant	vs. Minnesota	3/18/07	50
Kobe Bryant	vs. Portland	4/14/06	50
Kobe Bryant	@ LA Clippers	1/7/06	50
Shaquille O'Neal	vs. New Jersey	4/2/98	50
Cedric Ceballos	vs. Minnesota	12/20/94	50
Elgin Baylor	vs. Boston	2/13/63	50
Rudy LaRusso	vs. St. Louis	3/14/62	50
Jerry West	vs. Cincinnati	1/24/62	50
Elgin Baylor	vs. Syracuse	12/12/62	50
Elgin Baylor	vs. Syracuse	12/4/61	50

STEALS

Jerry West	vs. Seattle	12/7/73	10
Earvin Johnson	vs. Phoenix	11/6/81	9
Eddie Jones	@ Philadelphia	11/26/97	8
Earvin Johnson	@ Dallas	11/7/80	8
Norm Nixon	@ New Jersey	11/2/77	8
Gail Goodrich	vs. Seattle	2/15/74	8

REBOUNDS

Wilt Chamberlain	vs. Boston	3/7/69	42
Wilt Chamberlain	vs. Baltimore	3/9/69	38
George Mikan	@ Philadelphia	3/4/52	36
George Mikan	vs. Rochester	1/20/52	36
Wilt Chamberlain	vs. San Francisco	2/2/69	35
Kareem Abdul-Jabbar	vs. Detroit	12/14/75	34
Wilt Chamberlain	vs. Philadelphia	12/19/71	34
Wilt Chamberlain	@ Seattle	2/12/69	33
Wilt Chamberlain	vs. Chicago	3/7/71	32
Wilt Chamberlain	vs. Cincinnati	10/29/71	32
Wilt Chamberlain	@ Cincinnati	10/22/68	32
Wilt Chamberlain	@ Portland	2/17/73	31
Wilt Chamberlain	vs. Philadelphia	2/11/73	31
Wilt Chamberlain	vs. Detroit	11/26/71	31
Wilt Chamberlain	vs. Boston	11/14/71	31
Wilt Chamberlain	vs. San Diego	11/29/70	31
Wilt Chamberlain	@ Chicago	10/16/70	31
Elgin Baylor	at Philadelphia	12/8/61	31
Elgin Baylor	vs. Philadelphia	11/6/58	31
Andrew Bynum	@ San Antonio	4/11/12	30
Kareem Abdul-Jabbar	@ New Jersey	2/3/78	30
Wilt Chamberlain	vs. Boston	2/20/72	30
Wilt Chamberlain	@ San Francisco	2/1/69	30
Elgin Baylor	vs. Cincinnati	1/14/61	30

ASSISTS

Earvin Johnson	vs. Phoenix	1/9/90	24
Earvin Johnson	vs. Denver	11/17/89	24
Nick Van Exel	@ Vancouver	1/5/97	23
Earvin Johnson	vs. Dallas	4/20/88	23
Earvin Johnson	vs. Seattle	2/21/84	23
Jerry West	vs. Philadelphia	2/1/67	23
Earvin Johnson	vs. Portland	11/6/90	22
Earvin Johnson	vs. Cleveland	11/17/83	22
Earvin Johnson	vs. Indiana	12/16/90	21
Earvin Johnson	vs. Boston	12/15/89	21
Earvin Johnson	vs. Seattle	4/23/89	21
Earvin Johnson	vs. LA Clippers	12/6/88	21
Earvin Johnson	vs. Atlanta	1/15/83	21
Earvin Johnson	@ Philadelphia	11/28/88	20
Earvin Johnson	vs. Denver	3/10/87	20
Earvin Johnson	@ Houston	4/6/86	20
Earvin Johnson	vs. Phoenix	12/12/85	20
Earvin Johnson	vs. LA Clippers	11/20/85	20
Earvin Johnson	@ Houston	12/19/84	20
Earvin Johnson	@ Atlanta	12/18/84	20
Earvin Johnson	vs. New Jersey	11/25/83	20
Earvin Johnson	vs. San Diego	3/9/83	20
Earvin Johnson	vs. Milwaukee	1/26/83	20
Earvin Johnson	@ Philadelphia	1/5/83	20
Jerry West	vs. Houston	11/7/72	20

BLOCKED SHOTS

Elmore Smith	vs. Portland	10/28/73	17*
Elmore Smith	vs. Houston	11/04/73	14
Elmore Smith	vs. Detroit	10/26/73	14
Kareem Abdul-Jabbar	vs. Chicago	11/25/79	11
Kareem Abdul-Jabbar	vs. Detroit	11/28/78	11
Kareem Abdul-Jabbar	@ Detroit	12/3/75	11
Elmore Smith	vs. Golden State	3/15/74	11
Kareem Abdul-Jabbar	vs. Detroit	1/22/82	10
Kareem Abdul-Jabbar	vs. Atlanta	1/18/80	10
Kareem Abdul-Jabbar	vs. Atlanta	11/2/75	10
Elmore Smith	vs. Golden State	3/16/75	10
Elmore Smith	@ Cleveland	12/11/73	10
Elmore Smith	vs. KC Omaha	11/30/73	10
Elmore Smith	@ Houston	10/23/73	10

* Denotes NBA Record

ALL-TIME SINGLE-GAME HIGHS

OFFENSIVE REBOUNDS

Shaquille O'Neal	@ Memphis	4/4/03	14
Lamar Odom	vs. Phoenix	1/17/08	13
Vlade Divac	vs. LA Clippers	11/16/93	13
Earvin Johnson	vs. Houston	3/21/82	13
JaVale McGee	vs. Brooklyn	3/22/19	12
Shaquille O'Neal	vs. Orlando	3/15/04	12
Shaquille O'Neal	@ Dallas	4/18/00	12
Corie Blount	vs. LA Clippers	3/14/97	12
Happy Hairston	vs. Seattle	2/15/74	12

DEFENSIVE REBOUNDS

Kareem Abdul-Jabbar	vs. Detroit	12/14/75	29*
Shaquille O'Neal	vs. Milwaukee	3/21/04	25
Dwight Howard	vs. Denver	1/6/13	23
Kareem Abdul-Jabbar	@ New York	2/3/78	23
Kareem Abdul-Jabbar	vs. Kansas City	11/7/76	23
Andrew Bynum	@ San Antonio	4/11/12	22
Kareem Abdul-Jabbar	vs. Boston	12/28/75	22
Kareem Abdul-Jabbar	@ Seattle	12/27/75	22

FIELD GOALS ATTEMPTED

Elgin Baylor	vs. Philadelphia	12/2/61	55
Kobe Bryant	vs. Utah	4/13/16	50
Elgin Baylor	@ New York	1/15/60	48
Kobe Bryant	@ Boston	11/7/02	47
Elgin Baylor	vs. Boston	11/8/59	47
Kobe Bryant	vs. Toronto	1/22/06	46
Kobe Bryant	@ Charlotte (30T)	12/29/06	45
Elgin Baylor	@ Detroit	2/16/61	45
George Mikan	vs. Rochester	1/20/52	45

FIELD GOALS MADE

Wilt Chamberlain	vs. Phoenix	2/9/69	29
Kobe Bryant	vs. Toronto	1/22/06	28
Elgin Baylor	@ New York	1/15/60	28
Elgin Baylor	vs. Boston	11/8/59	25

3-POINT FIELD GOALS MADE

Kobe Bryant	vs. Seattle	1/7/03	12
Kobe Bryant	vs. Memphis	3/28/08	9
Kobe Bryant	@ Utah	3/22/05	9
Kobe Bryant	vs. Washington	3/28/03	9
Malik Monk	@ Atlanta	1/30/22	8
LeBron James	@ Memphis	12/29/21	8
K. Caldwell-Pope	@ Milwaukee	3/19/19	8
K. Caldwell-Pope	@ New Orleans	3/22/18	8
K. Caldwell-Pope	@ Sacramento	2/24/18	8
Jordan Clarkson	vs. Minnesota	3/24/17	8
Nick Young	@ Cleveland	12/17/16	8
D'Angelo Russell	vs. Brooklyn	3/1/16	8
Jordan Farmar	vs. Sacramento	2/28/14	8
Kobe Bryant	@ Utah	3/16/07	8
Glen Rice	vs. Portland	5/5/99	8
Nick Van Exel	@ Dallas	3/4/97	8
Nick Van Exel	@ Denver	2/13/97	8
Nick Van Exel	@ Dallas	12/13/94	8

3-POINT FIELD GOALS ATTEMPTED

Kobe Bryant	vs. Utah	4/13/16	21
Kobe Bryant	vs. Seattle	1/7/03	18
Kobe Bryant	@ Philadelphia	12/1/15	17
Kobe Bryant	vs. Memphis	3/28/08	17
Nick Van Exel	vs. Utah	4/24/94	16
Nick Van Exel	@ Dallas	12/13/94	16
K. Caldwell-Pope	vs. Portland	4/9/19	15
Kobe Bryant	@ LA Clippers	1/7/06	15
Kobe Bryant	@ Utah	3/22/05	15
Chuck Atkins	vs. New Orleans	12/22/04	15
Nick Van Exel	@ Dallas	3/4/97	15
Kyle Kuzma	vs. Orlando	3/28/21	15

FREE THROWS MADE

Anthony Davis	vs. Memphis	10/29/19	26
Dwight Howard	@ Orlando	3/12/13	25
Kobe Bryant	@ New York	1/31/06	23
Kobe Bryant	@ Cleveland	1/30/01	23
Kobe Bryant	vs. Dallas	12/20/05	22
Larry Foust	vs. St. Louis	11/30/57	22
Kobe Bryant	@ Utah	2/26/07	21
Kobe Bryant	@ New York	2/2/09	20
Kobe Bryant	vs. Dallas	3/2/08	20
Kobe Bryant	vs. Phoenix	4/16/06	20
Jerry West	vs. San Francisco	1/21/66	20
Jerry West	@ New York	1/8/66	20
Jerry West	vs. Philadelphia	12/21/66	20
Jerry West	vs. San Francisco	10/30/65	20
Elgin Baylor	@ St. Louis	12/21/62	20
George Mikan	@ Chicago	12/3/49	20
George Mikan	@ Anderson	11/19/49	20

FREE THROWS ATTEMPTED

Dwight Howard	@ Orlando	3/12/13	39
Shaquille O'Neal	vs. Chicago	11/19/99	31
Wilt Chamberlain	@ Philadelphia	10/17/69	30
Jerry West	@ New York	10/17/64	30
Shaquille O'Neal	@ Golden State	3/14/02	28
Anthony Davis	vs. Memphis	10/29/19	27
Kobe Bryant	vs. Dallas	3/2/08	27
Kobe Bryant	vs. Houston	10/30/07	27
Kobe Bryant	@ New York	1/31/06	26
Kobe Bryant	@ Cleveland	1/31/01	26
Larry Foust	vs. St. Louis	11/30/57	26
Kobe Bryant	vs. Dallas	12/20/05	25

MOST FREE THROWS MADE W/OUT A MISS

Kobe Bryant	@ New York	2/2/09	20-20
Kobe Bryant	@ Portland	4/10/13	18-18
Earvin Johnson	vs. Utah	4/11/91	18-18
Jerry West	vs. New York	11/9/69	18-18
Jerry West	vs. Detroit	11/10/65	18-18
Kobe Bryant	vs. Golden State	12/29/09	16-16
Kobe Bryant	@ NO/Okla. City	3/23/07	16-16
Kobe Bryant	vs. LA Clippers	3/8/05	16-16
Earvin Johnson	vs. New Jersey	1/19/87	16-16
Earvin Johnson	vs. Houston	12/21/86	16-16
Jerry West	vs. San Francisco	1/11/67	16-16
Jerry West	vs. Baltimore	1/28/66	16-16
Elgin Baylor	vs. Syracuse	11/5/60	16-16

MOST FG MADE WITHOUT A MISS

Wilt Chamberlain	vs. Detroit	3/11/69	14-14
Kareem Abdul-Jabbar	vs. Phoenix	12/12/85	11-11
Mitch Kupchak	vs. San Antonio	11/20/81	11-11
Dwight Howard	@ Indiana	12/17/19	10-10
JaVale McGee	@ Phoenix	3/2/19	10-10
Pau Gasol	vs. Golden State	11/21/10	10-10
Byron Scott	@ Dallas	2/26/86	10-10
Kareem Abdul-Jabbar	vs. Golden State	12/29/85	10-10

MOST 3-POINT FG MADE WITHOUT A MISS

Kobe Bryant	vs. Philadelphia	1/6/06	7-7
D.J. Augustin	@ Cleveland	3/21/22	6-6
Nick Van Exel	vs. Vancouver	11/16/97	6-6
Wesley Matthews	@ San Antonio	12/30/21	6-6
Matt Barnes	@ Minnesota	11/19/10	5-5
Vladimir Radmanovic	@ Phoenix	11/20/08	5-5
Derek Fisher	@ Memphis	1/8/08	5-5
Smush Parker	vs. Philadelphia	1/6/06	5-5
Rick Fox	vs. Houston	2/28/99	5-5
Nick Van Exel	@ Denver	12/3/97	5-5

* Denotes NBA Record

ALL-TIME SINGLE GAME HIGHS (OPPONENT)

POINTS

Wilt Chamberlain	Philadelphia	12/8/61	78
Wilt Chamberlain	San Francisco	11/3/62	72
Wilt Chamberlain	San Francisco	1/11/63	67
Wilt Chamberlain	Philadelphia	2/7/66	65
Wilt Chamberlain	San Francisco	12/14/62	63
Gilbert Arenas	Washington	12/17/06	60
Wilt Chamberlain	Philadelphia	12/29/61	60
Wilt Chamberlain	Philadelphia	12/1/61	60
Wilt Chamberlain	San Francisco	12/6/63	59
Jack Twyman	Cincinnati	1/15/60	59
Wilt Chamberlain	Philadelphia	10/20/61	57
Earl Monroe	Baltimore	2/13/68	56
Oscar Robertson	Cincinnati	12/18/64	56
Wilt Chamberlain	San Francisco	2/16/63	56
Wilt Chamberlain	Philadelphia	1/21/61	56
Wilt Chamberlain	Philadelphia	11/17/61	56
Wilt Chamberlain	San Francisco	11/2/63	55
Michael Jordan	Chicago	11/20/92	54
Allan Houston	New York	2/16/03	53
Wilt Chamberlain	Philadelphia	3/18/68	53
Willis Reed	New York	11/1/67	53
Wilt Chamberlain	Philadelphia	1/25/66	53
Wilt Chamberlain	San Francisco	11/23/62	53
Wilt Chamberlain	Philadelphia	1/5/60	52
Allen Iverson	Denver	12/5/07	51
Antawn Jamison	Golden State	12/6/00	51
James Harden	Houston	12/20/17	51
James Harden	Houston	12/13/18	50
Stephon Marbury	New Jersey	2/13/01	50
Adrian Dantley	Utah	11/27/79	50
Kareem Abdul-Jabbar	Milwaukee	3/17/73	50
Rick Barry	San Francisco	12/8/73	50
Wilt Chamberlain	San Francisco	1/10/64	50

REBOUNDS

Wilt Chamberlain	Philadelphia	1/21/61	45
Wilt Chamberlain	Philadelphia	12/8/61 (30T)	43
Bill Russell	Boston	1/20/63	43
Wilt Chamberlain	Philadelphia	11/29/60	38
Bill Russell	Boston	3/3/65	38
Nate Thurmond	San Francisco	12/20/66	37
Bill Russell	Boston	11/12/60	37
Wilt Chamberlain	San Francisco	2/19/63	36
Bill Russell	Boston	11/27/65	35
Bill Russell	Boston	3/3/59	35
Bob Pettit	St. Louis	1/6/59	35

ASSISTS

Bob Cousy	Boston	2/2/59	28
John Stockton	Utah	4/12/90	23
Kevin Porter	Detroit	3/30/79	23
John Stockton	Utah	1/8/87	22
Russell Westbrook	Oklahoma City	4/2/19	21
Chris Paul	New Orleans	11/6/07	21
Kevin Johnson	Phoenix	2/26/89	21
Kevin Porter	Washington	3/2/75	21
Steve Nash	Phoenix	3/22/11	20
Steve Nash	Phoenix	1/17/08	20
Isiah Thomas	Detroit	1/13/85	20
Kevin Porter	Detroit	11/15/78	20
Oscar Robertson	Cincinnati	2/19/61	20
Guy Rodgers	Philadelphia	12/1/60	20

STEALS

Larry Steele	Portland	11/16/74	10
Allen Iverson	Philadelphia	12/20/02	9
John Lucas	Golden State	3/30/80	9
Earl Tatum	Detroit	11/28/78	9
Larry Steele	Portland	3/5/74	9

BLOCKED SHOTS

Shawn Bradley	Dallas	3/4/97	10
Shawn Kemp	Seattle	1/18/91	10
David Robinson	San Antonio	2/20/90	10
Jermaine O'Neal	Toronto	2/4/09	9
Gheorghe Muresan	Washington	3/3/96	9
Dikembe Mutombo	Denver	11/11/94	9

BLOCKED SHOTS (CONTINUED)

Manute Bol	Philadelphia	3/5/93	9
Mark Eaton	Utah	12/22/82	9
Herb Williams	Indiana	1/15/82	9

FIELD GOALS ATTEMPTED

Wilt Chamberlain	Philadelphia	12/8/61 (30T)	62
Wilt Chamberlain	Philadelphia	12/30/59	51
Wilt Chamberlain	San Francisco	1/26/64	49
Wilt Chamberlain	San Francisco	11/3/62	48
Wilt Chamberlain	Philadelphia	11/17/61	48
Wilt Chamberlain	Philadelphia	11/27/60	48
Wilt Chamberlain	San Francisco	2/16/63 (20T)	47
Wilt Chamberlain	San Francisco	11/1/63	47
Wilt Chamberlain	Philadelphia	12/1/61	47

FIELD GOALS MADE

Wilt Chamberlain	Philadelphia	12/8/61 (30T)	31
Wilt Chamberlain	San Francisco	11/3/62	29
Wilt Chamberlain	Philadelphia	2/7/66	28
Wilt Chamberlain	San Francisco	11/1/63	28
Wilt Chamberlain	San Francisco	2/16/63 (20T)	26
Wilt Chamberlain	Philadelphia	1/21/61	25

FREE THROWS ATTEMPTED

Wilt Chamberlain	Philadelphia	12/8/61	31
Wilt Chamberlain	San Francisco	12/6/63	29
Gilbert Arenas	Washington	12/17/06	27
Dolph Schayes	Syracuse	1/17/51	27
Wilt Chamberlain	Philadelphia	12/2/61	26
Wilt Chamberlain	Philadelphia	12/1/61	26
Frank Selvy	Milwaukee	12/2/54	26
Dwight Howard	Houston	1/8/14	24
Corey Maggette	LA Clippers	4/12/07	24
Oscar Robertson	Cincinnati	12/03/65	24
Wilt Chamberlain	San Francisco	1/26/64	24
Walter Dukes	Detroit	11/19/60	24
Ed Macauley	St. Louis	2/17/57	24

FREE THROWS MADE

Frank Selvy	Milwaukee	12/2/54	24
Dolph Schayes	Syracuse	1/17/52	23
Oscar Robertson	Cincinnati	12/18/64	22
Gilbert Arenas	Washington	12/17/06 (OT)	21
Walter Dukes	Detroit	11/19/60	20
Oscar Robertson	Cincinnati	12/3/65	20

3-POINT FIELD GOALS ATTEMPTED

James Harden	Houston	1/19/19	19
Stephen Curry	Golden State	1/14/16	16
Jason Terry	Dallas	3/15/09	16
Stephen Curry	Golden State	4/12/13	15
Gilbert Arenas	Washington	2/3/07	15
Jordan Clarkson	Utah	4/17/21	15

3-POINT FIELD GOALS MADE

Klay Thompson	Golden State	1/21/19	10
Peja Stojakovic	New Orleans	11/6/07	10
Stephen Curry	Golden State	4/12/13	9
Chauncey Billups	Denver	2/5/10	9
Patty Mills	Brooklyn	12/25/21	8
Kyle Lowry	Toronto	5/2/21	8
Danny Green	Philadelphia	3/25/21	8
Buddy Hield	Sacramento	8/13/20	8
James Harden	Houston	1/19/19	8
Eric Gordon	Houston	12/7/16	8
Rodney Hood	Utah	3/28/16	8
Stephen Curry	Golden State	1/14/16	8
Rafer Alston	Houston	3/16/08	8
DeShawn Stevenson	Washington	3/30/08	8
Vladimir Radmanovic	Seattle	1/25/05	8
Gilbert Arenas	Washington	2/28/04	8
Stephen Jackson	San Antonio	11/20/02	8

ALL-TIME LAKERS TRIPLE-DOUBLES

ALL-TIME LAKERS TRIPLE-DOUBLES (RECOGNIZED BY THE NBA SINCE 1979-80)

EARVIN "MAGIC" JOHNSON (138)

10/28/79	vs. GSW	15 Pts, 10 Reb, 10 Ast
11/11/79	vs. CLE	24 Pts, 16 Reb, 12 Ast
11/16/79	at DEN	20 Pts, 11 Reb, 11 Ast
2/5/80	at NYK	19 Pts, 10 Reb, 11 Ast
2/8/80	at NJN	19 Pts, 13 Reb, 13 Ast
3/16/80	vs. PHX	21 Pts, 13 Reb, 13 Ast
3/30/80	at GSW	16 Pts, 12 Reb, 10 Ast
10/15/80	at KCK	20 Pts, 12 Reb, 14 Ast
10/26/80	vs. SAS	24 Pts, 13 Reb, 11 Ast
11/4/80	vs. POR	20 Pts, 10 Reb, 12 Ast
3/10/81	vs. SAS	21 Pts, 16 Reb, 10 Ast
3/28/81	at UTA	41 Pts, 12 Reb, 11 Ast
3/29/81	vs. DEN	33 Pts, 15 Reb, 17 Ast
10/30/81	vs. HOU	27 Pts, 14 Reb, 12 Ast
11/3/81	at POR	10 Pts, 12 Reb, 10 Ast
11/8/81	vs. DAL	24 Pts, 10 Reb, 15 Ast
11/20/81	vs. SAS	20 Pts, 10 Reb, 16 Ast
11/29/81	vs. HOU	12 Pts, 11 Reb, 11 Ast
12/4/81	at DEN	24 Pts, 10 Reb, 11 Ast
12/8/81	vs. WAS	22 Pts, 10 Reb, 10 Ast
12/11/81	vs. POR	23 Pts, 12 Reb, 10 Ast
1/19/82	at DEN	22 Pts, 16 Reb, 14 Ast
1/22/82	vs. DET	26 Pts, 16 Reb, 12 Ast
2/2/82	vs. GSW	17 Pts, 14 Reb, 10 Ast
2/16/82	vs. SEA	11 Pts, 10 Reb, 18 Ast
2/26/82	vs. PHI	18 Pts, 10 Reb, 10 Ast
3/14/82	vs. DAL	13 Pts, 11 Reb, 13 Ast
3/23/82	vs. DAL	11 Pts, 15 Reb, 14 Ast
4/6/82	at HOU	23 Pts, 11 Reb, 10 Ast
4/14/82	vs. UTA	20 Pts, 11 Reb, 10 Ast
4/18/82	at PHX	15 Pts, 15 Reb, 12 Ast
10/29/82	vs. GSW	22 Pts, 10 Reb, 10 Ast
11/3/82	at DEN	17 Pts, 15 Reb, 13 Ast
11/7/82	vs. POR	14 Pts, 10 Reb, 10 Ast
11/21/82	vs. DEN	10 Pts, 10 Reb, 12 Ast
12/10/82	at UTA	19 Pts, 12 Reb, 13 Ast
1/5/83	at PHI	23 Pts, 12 Reb, 20 Ast
1/15/83	at ATL	13 Pts, 17 Reb, 21 Ast
2/8/83	at SEA	26 Pts, 10 Reb, 11 Ast
2/23/83	vs. BOS	20 Pts, 13 Reb, 10 Ast
3/5/83	at DET	21 Pts, 10 Reb, 16 Ast
3/12/83	vs. CHI	18 Pts, 12 Reb, 14 Ast
3/22/83	vs. SEA	23 Pts, 15 Reb, 11 Ast
3/25/83	vs. SAS	22 Pts, 12 Reb, 11 Ast
3/31/83	at DEN	22 Pts, 16 Reb, 12 Ast
4/5/83	at POR	11 Pts, 16 Reb, 13 Ast
11/2/83	at SDC	12 Pts, 11 Reb, 13 Ast
11/8/83	at DEN	29 Pts, 12 Reb, 10 Ast
11/13/83	vs. UTA	30 Pts, 13 Reb, 16 Ast
1/6/84	vs. SAS	19 Pts, 10 Reb, 12 Ast
1/21/84	at SAS	12 Pts, 12 Reb, 12 Ast
2/1/84	at DEN	10 Pts, 10 Reb, 17 Ast
2/5/84	at SAS	18 Pts, 10 Reb, 16 Ast
2/10/84	at WAS	13 Pts, 10 Reb, 13 Ast
2/12/84	vs. ATL	23 Pts, 10 Reb, 15 Ast
2/17/84	vs. DEN	33 Pts, 13 Reb, 16 Ast
2/22/84	at SEA	22 Pts, 13 Reb, 11 Ast
3/21/84	at KCK	24 Pts, 12 Reb, 19 Ast
3/29/84	vs. HOU	14 Pts, 11 Reb, 17 Ast
10/30/84	vs. GSW	16 Pts, 12 Reb, 10 Ast
11/1/84	at SEA	10 Pts, 10 Reb, 10 Ast
11/28/84	at UTA	20 Pts, 10 Reb, 14 Ast
12/4/84	at CLE	28 Pts, 10 Reb, 14 Ast
12/18/84	at ATL	25 Pts, 14 Reb, 20 Ast
12/21/84	vs. PHX	25 Pts, 10 Reb, 12 Ast
12/28/84	at DEN	21 Pts, 11 Reb, 14 Ast
12/29/84	vs. LAC	15 Pts, 10 Reb, 16 Ast
2/21/85	at KCK	15 Pts, 10 Reb, 17 Ast
2/26/85	vs. HOU	15 Pts, 11 Reb, 18 Ast
3/24/85	vs. DET	25 Pts, 10 Reb, 19 Ast
11/8/85	vs. DEN	19 Pts, 10 Reb, 12 Ast
11/29/85	vs. SEA	14 Pts, 16 Reb, 17 Ast
3/16/86	vs. HOU	19 Pts, 12 Reb, 12 Ast
12/16/86	at CLE	25 Pts, 11 Reb, 14 Ast
1/4/87	vs. UTA	26 Pts, 10 Reb, 11 Ast
1/22/87	at IND	29 Pts, 10 Reb, 11 Ast
2/27/87	vs. GSW	21 Pts, 10 Reb, 15 Ast

3/18/87	vs. UTA	27 Pts, 11 Reb, 19 Ast
3/22/87	vs. SAC	33 Pts, 12 Reb, 19 Ast
3/31/87	vs. HOU	21 Pts, 10 Reb, 13 Ast
4/2/87	at SEA	34 Pts, 10 Reb, 13 Ast
4/3/87	at POR	35 Pts, 10 Reb, 11 Ast
4/5/87	at DEN	23 Pts, 11 Reb, 10 Ast
4/10/87	vs. SAS	18 Pts, 12 Reb, 13 Ast
11/8/87	vs. HOU	23 Pts, 10 Reb, 12 Ast
12/4/87	at MIL	22 Pts, 10 Reb, 12 Ast
12/8/87	at NJN	13 Pts, 13 Reb, 14 Ast
1/13/88	at LAC	27 Pts, 11 Reb, 13 Ast
1/21/88	at DEN	18 Pts, 10 Reb, 14 Ast
2/4/88	at LAC	18 Pts, 10 Reb, 11 Ast
2/19/88	at ATL	29 Pts, 11 Reb, 19 Ast
3/6/88	at DAL	14 Pts, 10 Reb, 16 Ast
3/7/88	at PHI	22 Pts, 11 Reb, 17 Ast
4/12/88	vs. POR	23 Pts, 11 Reb, 13 Ast
4/13/88	at DEN	14 Pts, 11 Reb, 10 Ast
4/17/88	at HOU	19 Pts, 10 Reb, 12 Ast
11/22/88	at NYK	25 Pts, 12 Reb, 13 Ast
11/28/88	at PHI	32 Pts, 11 Reb, 20 Ast
12/2/88	vs. UTA	17 Pts, 12 Reb, 15 Ast
12/7/88	vs. PHX	19 Pts, 12 Reb, 18 Ast
12/10/88	at IND	32 Pts, 11 Reb, 13 Ast
12/13/88	at CLE	31 Pts, 12 Reb, 13 Ast
12/28/88	vs. PHI	26 Pts, 10 Reb, 18 Ast
1/16/89	vs. HOU	17 Pts, 13 Reb, 18 Ast
1/24/89	vs. NYK	26 Pts, 11 Reb, 11 Ast
1/27/89	vs. CHI	12 Pts, 10 Reb, 10 Ast
1/31/89	at HOU	17 Pts, 11 Reb, 10 Ast
3/13/89	vs. HOU	19 Pts, 12 Reb, 11 Ast
3/17/89	vs. DAL	31 Pts, 12 Reb, 13 Ast
3/23/89	at SAC	25 Pts, 10 Reb, 14 Ast
3/26/89	vs. PHX	34 Pts, 10 Reb, 18 Ast
4/1/89	at DEN	20 Pts, 17 Reb, 15 Ast
4/18/89	vs. DEN	24 Pts, 17 Reb, 17 Ast
11/9/89	at GSW	19 Pts, 10 Reb, 10 Ast
11/19/89	vs. WAS	25 Pts, 10 Reb, 14 Ast
12/7/89	vs. PHX	18 Pts, 11 Reb, 12 Ast
12/19/89	at CHI	18 Pts, 12 Reb, 10 Ast
1/12/90	vs. HOU	31 Pts, 11 Reb, 11 Ast
2/6/90	at POR	24 Pts, 10 Reb, 15 Ast
2/21/90	at DEN	17 Pts, 11 Reb, 17 Ast
3/9/90	vs. GSW	33 Pts, 13 Reb, 16 Ast
3/30/90	vs. POR	25 Pts, 10 Reb, 14 Ast
4/13/90	vs. GSW	21 Pts, 10 Reb, 13 Ast
4/15/90	vs. HOU	25 Pts, 11 Reb, 11 Ast
11/11/90	vs. NYK	24 Pts, 15 Reb, 14 Ast
11/15/90	at HOU	24 Pts, 10 Reb, 16 Ast
11/19/90	at DEN	21 Pts, 10 Reb, 11 Ast
12/1/90	at PHX	25 Pts, 12 Reb, 15 Ast
12/4/90	vs. DET	21 Pts, 12 Reb, 14 Ast
12/30/90	vs. PHI	34 Pts, 13 Reb, 13 Ast
1/11/91	vs. CLE	27 Pts, 10 Reb, 14 Ast
2/19/91	at HOU	18 Pts, 10 Reb, 17 Ast
2/21/91	at DAL	21 Pts, 10 Reb, 12 Ast
3/12/91	at MIA	21 Pts, 11 Reb, 14 Ast
3/25/91	at SAC	19 Pts, 12 Reb, 14 Ast
3/29/91	vs. POR	23 Pts, 10 Reb, 12 Ast
4/2/91	at SAS	30 Pts, 12 Reb, 10 Ast
2/14/96	vs. ATL	15 Pts, 10 Reb, 13 Ast

LEBRON JAMES (32)

10/25/18	vs. DEN	28 Pts, 11 Reb, 11 Ast
12/15/18	at CHO	24 Pts, 12 Reb, 11 Ast
12/21/18	vs. NOP	22 Pts, 12 Reb, 14 Ast
2/7/19	at BOS	28 Pts, 12 Reb, 12 Ast
2/12/19	at ATL	28 Pts, 11 Reb, 16 Ast
2/25/19	at MEM	24 Pts, 12 Reb, 11 Ast
3/9/19	vs. BOS	30 Pts, 10 Reb, 12 Ast
3/24/19	vs. SAC	29 Pts, 11 Reb, 11 Ast
11/1/19	at DAL	39 Pts, 12 Reb, 16 Ast
11/3/19	at SAS	21 Pts, 11 Reb, 13 Ast
11/5/19	at CHI	30 Pts, 10 Reb, 11 Ast
11/10/19	vs. TOR	13 Pts, 13 Reb, 15 Ast
11/19/19	vs. OKC	25 Pts, 11 Reb, 10 Ast
12/11/19	at ORL	25 Pts, 11 Reb, 10 Ast
12/19/19	at MIL	21 Pts, 12 Reb, 11 Ast
1/1/20	vs. PHX	31 Pts, 13 Reb, 12 Ast
1/5/20	vs. DET	21 Pts, 14 Reb, 11 Ast
1/23/20	at BKN	27 Pts, 11 Reb, 10 Ast
2/1/20	at SAC	15 Pts, 10 Reb, 11 Ast
2/12/20	at DEN	32 Pts, 12 Reb, 14 Ast
3/1/20	at NOP	34 Pts, 12 Reb, 13 Ast
1/1/21	at SAS	26 Pts, 11 Reb, 10 Ast
2/4/21	vs. DEN	27 Pts, 10 Reb, 10 Ast
2/8/21	vs. OKC	28 Pts, 14 Reb, 12 Ast
3/15/21	at GSW	22 Pts, 10 Reb, 11 Ast
3/16/21	vs. MIN	25 Pts, 12 Reb, 12 Ast
12/9/21	at MEM	20 Pts, 10 Reb, 11 Ast
12/12/21	vs. ORL	30 Pts, 11 Reb, 10 Ast
12/28/21	at HOU	32 Pts, 10 Reb, 11 Ast
2/5/22	vs. NYK	29 Pts, 13 Reb, 10 Ast
3/9/22	at HOU	23 Pts, 14 Reb, 12 Ast
3/21/22	at CLE	38 Pts, 10 Reb, 12 Ast

KOBE BRYANT (21)

1/15/01	vs. VAN	26 Pts, 11 Reb, 11 Ast
2/16/01	at CHA	25 Pts, 10 Reb, 10 Ast
2/12/02	vs. WAS	23 Pts, 11 Reb, 15 Ast
11/1/02	at LAC	33 Pts, 15 Reb, 12 Ast
11/3/02	vs. POR	33 Pts, 14 Reb, 12 Ast
11/24/02	vs. MIL	15 Pts, 11 Reb, 11 Ast
12/3/02	vs. MEM	24 Pts, 10 Reb, 11 Ast
1/10/03	vs. CLE	21 Pts, 10 Reb, 11 Ast
2/28/04	at WAS	25 Pts, 14 Reb, 10 Ast
11/19/04	at PHX	29 Pts, 11 Reb, 10 Ast
12/3/04	vs. GSW	10 Pts, 12 Reb, 10 Ast
12/8/04	vs. PHX	20 Pts, 14 Reb, 11 Ast
12/17/04	vs. WAS	36 Pts, 10 Reb, 14 Ast
4/7/05	vs. HOU	19 Pts, 10 Reb, 10 Ast
1/16/09	vs. ORL	28 Pts, 13 Reb, 11 Ast
1/21/09	at LAC	18 Pts, 10 Reb, 12 Ast
11/3/10	at SAC	30 Pts, 10 Reb, 12 Ast
11/18/12	vs. HOU	22 Pts, 11 Reb, 11 Ast
4/2/13	vs. DAL	23 Pts, 11 Reb, 11 Ast
11/30/14	vs. TOR	31 Pts, 11 Reb, 12 Ast
12/30/14	at DEN	23 Pts, 11 Reb, 11 Ast

RUSSELL WESTBROOK (10)

10/27/21	at OKC	20 Pts, 14 Reb, 13 Ast
11/8/21	vs. CHA	17 Pts, 12 Reb, 14 Ast
11/10/21	vs. MIA	25 Pts, 12 Reb, 14 Ast
11/23/21	at NYK	31 Pts, 13 Reb, 10 Ast
11/26/21	vs. SAC	29 Pts, 10 Reb, 11 Ast
12/25/21	vs. BKN	13 Pts, 12 Reb, 11 Ast
12/28/21	at HOU	24 Pts, 13 Reb, 10 Ast
12/29/21	at MEM	16 Pts, 10 Reb, 12 Ast
12/31/21	vs. POR	15 Pts, 13 Reb, 12 Ast
3/18/22	at TOR	22 Pts, 10 Reb, 10 Ast

PAU GASOL (5)

2/17/09	vs. ATL	12 Pts, 13 Reb, 10 Ast
11/7/10	vs. POR	20 Pts, 14 Reb, 10 Ast
4/18/12	at GSW	22 Pts, 11 Reb, 11 Ast
4/12/13	vs. GSW	26 Pts, 11 Reb, 10 Ast
4/17/13	vs. HOU	17 Pts, 20 Reb, 11 Ast

TRIPLE-DOUBLES (CONT.) / 4-PT. PLAYS / SCORE MARGINS

ALL-TIME LAKERS TRIPLE-DOUBLES (RECOGNIZED BY THE NBA SINCE 1979-80)

JULIUS RANDLE (5)

3/25/16	vs. DEN	13 Pts, 18 Reb, 10 Ast
11/15/16	vs. BKN	17 Pts, 14 Reb, 10 Ast
1/3/17	vs. MEM	19 Pts, 14 Reb, 11 Ast
3/7/17	at DAL	13 Pts, 18 Reb, 10 Ast
2/23/18	vs. DAL	18 Pts, 13 Reb, 10 Ast

VLADE DIVAC (4)

2/15/94	vs. LAC	14 Pts, 16 Reb, 12 Ast
3/10/94	vs. DAL	22 Pts, 17 Reb, 12 Ast
1/8/95	vs. MIA	21 Pts, 11 Reb, 10 Ast
4/5/96	vs. VAN	10 Pts, 10 Reb, 13 Ast

LAMAR ODOM (4)

4/11/06	vs. GSW	15 Pts, 13 Reb, 10 Ast
4/14/06	vs. POR	16 Pts, 12 Reb, 12 Ast
4/3/07	vs. DEN	17 Pts, 14 Reb, 12 Ast
2/13/08	at MIN	10 Pts, 16 Reb, 10 Ast

KAREEM ABDUL-JABBAR (3)

11/25/79	vs. KCK	25 Pts, 15 Reb, 11 Blk
1/18/80	vs. ATL	28 Pts, 15 Reb, 10 Blk
1/22/82	vs. DET	19 Pts, 10 Reb, 10 Blk

LONGO BALL (3)

11/19/17	vs. DEN	11 Pts, 16 Reb, 11 Ast
11/11/17	at MIL	19 Pts, 12 Reb, 13 Ast
12/15/18	at CHA	16 Pts, 10 Reb, 10 Ast

STEVE BLAKE (1)

2/5/14	at CLE	11 Pts, 10 Reb, 15 Ast
--------	--------	------------------------

KARL MALONE (1)

11/28/03	vs. SAS	10 Pts, 11 Reb, 10 Ast
----------	---------	------------------------

GARY PAYTON (1)

3/2/04	vs. ATL	23 Pts, 10 Reb, 10 Ast
--------	---------	------------------------

SAM PERKINS (1)

1/24/93	at WAS	16 Pts, 13 Reb, 10 Ast
---------	--------	------------------------

AUSTIN REAVES (1)

4/10/22	at DEN	31 Pts, 16 Reb, 10 Ast
---------	--------	------------------------

RAJON RONDO (1)

3/4/19	vs. LAC	24 Pts, 10 Reb, 12 Ast
--------	---------	------------------------

LAKERS FOUR-POINT PLAYS (SINCE 1978-79 SEASON)

Player	Date	Opp.	Player	Date	Opp.	Player	Date	Opp.
M. McClung	4/10/22	@ DEN	Lou Williams	11/22/16	vs. OKC	Kobe Bryant	11/3/10	@ SAC
A. Reaves	3/5/22	vs. GSW	Nick Young	11/18/16	vs. SAS	Kobe Bryant	2/23/10	@ MEM
C. Anthony	1/2/22	vs. MIN	Nick Young	11/6/16	vs. PHX	Kobe Bryant	1/8/10	@ POR
I. Thomas	12/21/21	vs. PHX	Lou Williams	11/1/16	@ IND	Sasha Vujacic	11/8/09	vs. NOH
C. Anthony	11/21/21	@ DET	D'Angelo Russell	10/26/16	vs. HOU	Kobe Bryant	6/9/09	@ ORL^
C. Anthony	11/14/21	vs. SAS	Lou Williams	3/23/16	@ PHX	Sasha Vujacic	1/4/09	vs. POR
K. Caldwell-Pope	3/15/21	@ GSW	Jordan Clarkson	2/22/16	@ MIL	Derek Fisher	12/9/08	@ SAC
Marc Gasol	2/22/21	vs. WAS	Lou Williams	2/19/16	vs. SAS	Sasha Vujacic	5/27/08	@ SAS^
LeBron James	1/13/21	@ OKC	Kobe Bryant	2/10/16	@ CLE	Sasha Vujacic	4/4/08	vs. DAL
Anthony Davis	8/3/20	@ UTA	Kobe Bryant	2/6/16	@ SAS	Kobe Bryant	4/2/08	vs. POR
Dion Waiters	8/1/20	@ TOR	D'Angelo Russell	1/23/16	@ POR	Kobe Bryant	2/13/08	@ MIN
Anthony Davis	1/31/20	vs. POR	Jordan Clarkson	1/12/16	vs. NOP	Kobe Bryant	3/25/07	vs. GSW
Danny Green	1/20/20	@ BOS	Kobe Bryant	12/22/15	@ DEN	Sasha Vujacic	3/25/07	vs. GSW
Troy Daniels	1/15/20	vs. ORL	Kobe Bryant	12/15/15	vs. MIL	Kobe Bryant	4/6/06	@ DEN
Anthony Davis	12/6/19	@ POR	Ryan Kelly	3/4/15	@ MIA	Sasha Vujacic	11/29/05	@ SAS
Anthony Davis	11/22/19	@ OKC	Wayne Ellington	1/27/15	vs. WAS	Kobe Bryant	12/16/04	@ SAC
Danny Green	10/22/19	@ LAC	Nick Young	1/19/15	@ PHX	Derek Fisher	1/19/04	vs. PHX
Reggie Bullock	3/14/19	@ TOR	Nick Young	1/7/15	vs. LAC	Kobe Bryant	4/24/03	vs. MIN^
Josh Hart	12/30/18	vs. SAC	Nick Young	12/21/14	@ SAC	Kobe Bryant	3/20/03	@ SAC
K. Caldwell-Pope	12/28/18	vs. LAC	Nick Young	12/9/14	vs. SAC	Kobe Bryant	5/24/02	vs. SAC^
K. Caldwell-Pope	4/4/18	vs. SAS	Nick Young	4/2/14	@ SAC	Derek Fisher	3/17/02	vs. DAL
K. Caldwell-Pope	3/24/18	@ MEM	Nick Young	3/25/14	vs. NYK	Derek Fisher	2/15/02	vs. ATL
Isaiah Thomas	3/14/18	@ GSW	Nick Young	3/23/14	vs. ORL	Mitch Richmond	1/4/02	vs. PHX
Jordan Clarkson	1/19/18	vs. IND	Ryan Kelly	3/6/14	vs. LAC	Kobe Bryant	11/27/00	@ LAC
K. Caldwell-Pope	11/8/17	@ BOS	Ryan Kelly	1/31/14	vs. CHA	Glen Rice	6/14/00	@ IND^
Jordan Clarkson	10/22/17	vs. NOP	Nick Young	12/25/13	vs. MIA	Eddie Jones	11/19/97	vs. MIN
Jordan Clarkson	10/20/17	@ PHX	Nick Young	12/21/13	@ GSW	Eddie Jones	11/13/97	@ SAS
Jordan Clarkson	3/24/17	vs. MIN	Nick Young	12/20/13	vs. MIN	Derek Fisher	12/27/96	vs. BOS
Jordan Clarkson	3/13/17	@ DEN	Xavier Henry	12/1/13	vs. POR	Nick Van Exel	12/21/96	vs. MIN
Nick Young	2/10/17	@ MIL	Nick Young	11/13/13	@ DEN	Anthony Peeler	11/19/95	vs. LAC
Nick Young	2/10/17	@ MIL	Kobe Bryant	3/5/13	@ OKC	Cedric Ceballos	4/20/95	@ POR
Lou Williams	2/6/17	@ NYK	Jodie Meeks	2/14/13	vs. LAC			
Lou Williams	1/25/17	@ POR	Kobe Bryant	12/7/12	@ OKC			
Lou Williams	1/15/17	vs. DET	Kobe Bryant	12/29/11	vs. NYK			
Nick Young	12/22/16	@ MIA	Lamar Odom	1/19/11	@ DAL			
Nick Young	11/27/16	vs. ATL	Matt Barnes	11/19/10	@ MIN			

LARGEST MARGIN OF VICTORY*

Date	Opponent	Score	Margin
3/19/72	vs. Golden State	162-99	63
11/12/66	vs. Detroit	144-88	56
1/11/11	vs. Cleveland	112-57	55
2/3/67	vs. San Francisco	129-80	49
11/23/88	at Miami	138-91	47
12/16/51	vs. Milwaukee	99-52	47
1/9/04	vs. Atlanta	113-67	46
2/4/00	vs. Utah	113-67	46
3/5/86	vs. Utah	130-84	46
11/13/79	at San Diego	137-91	46

LARGEST MARGIN OF DEFEAT*

Date	Opponent	Score	Margin
1/22/17	at Dallas	73-122	49
3/28/16	at Utah	75-123	48
3/6/14	vs. L.A. Clippers	94-142	48
1/9/95	at Portland	129-83	46
11/11/55	at Boston	75-119	44
11/23/61	at Golden State	106-149	43
2/14/59	at St. Louis	139-96	43
2/5/19	at Indiana	136-94	42
4/22/90	at Portland	130-88	42
1/12/17	at San Antonio	134-94	40
12/19/15	at Oklahoma City	78-118	40

^ Playoffs; * Regular Season Only

WINNING / LOSING STREAKS

ALL-TIME LONGEST REGULAR SEASON WIN STREAKS

PROFESSIONAL SPORTS HISTORY



33

1971-72
Los Angeles Lakers



26

1916
New York Giants



17

1992-93
Pittsburgh Penguins



23

2008-09
Indianapolis Colts



LONGEST WIN STREAK

(SINGLE SEASON)

33*, 1971-72	13, 1972-73	11, 1972-73	10, 1998-99
19, 1999-00	11, 2009-10	11, 1962-63	10, 1987-88
16, 1999-00	11, 2003-04	11, 1953-54	10, 1986-87
16, 1990-91	11, 1999-00	10, 2019-20	10, 1984-85
15, 1987-88	11, 1997-98	10, 2007-08	10, 1953-54
14, 1978-79	11, 1986-87	10, 2003-04	10, 1948-49
14, 1949-50			

LONGEST HOME WIN STREAK

(SINGLE SEASON)

27, 1949-50	17, 1988-89	15, 2002-03	14, 1990-91
21, 1976-77	17, 1984-85	15, 2001-02	14, 1952-53
18, 1979-80	17, 1971-72	15, 1986-87	
18, 1950-51	15, 2008-09	14, 1999-00^	

LONGEST HOME WIN STREAK

(COMBINED SEASONS)

30, 1949-50 - 1950-51
27, 2002-03 - 2003-04
24, 1987-88 - 1988-89

LONGEST ROAD WIN STREAK

(SINGLE SEASON)

16*, 1971-72	10, 2020-21	7, 1999-00	7, 1990-91
14, 2019-20	8, 1999-00	7, 1997-98	7, 1987-88^
12, 1972-73	7, 2008-09	7, 1995-96	7, 1961-62
10, 1999-00	7, 2007-08		

LONGEST LOSING STREAK

(SINGLE SEASON)

10, 2015-16	8, 1957-58	7, 1957-58^
10, 1993-94	8, 1956-57	
9, 2014-15	7, 2015-16	
8, 2021-22	7, 2014-15	
8, 2016-17^	7, 2013-14	
8, 2015-16	7, 2004-07	
8, 2004-05	7, 1991-92	

LONGEST HOME LOSING STREAK

(SINGLE SEASON)

9, 2017-18	6, 1992-93	5, 2004-05	4, 1991-92
9, 2016-17	5, 2018-19	5, 1993-94^	
8, 2013-14	5, 2014-15^	4, 2021-22	
6, 2015-16	5, 2006-07	4, 2015-16	

LONGEST ROAD LOSING STREAK

(SINGLE SEASON)

13, 2015-16	9, 2004-05	8, 2012-13
12, 2016-17	9, 2003-04	8, 1988-89
11, 2014-15	9, 1960-61	8, 1974-75
11, 2021-22	9, 1956-57^	
10, 1963-64	8, 2015-16	
10, 1957-58		

LAKERS OWN PROFESSIONAL SPORTS ALL-TIME WINNING STREAK

The 1971-72 Los Angeles Lakers posted a record of 69-13, now tied for the third-best regular season record in NBA history. The team won a still-standing professional sports record 33 consecutive games from November 5, 1971 through January 7, 1972. The following is a game-by-game list of each victory:

Nov. 5	vs. Baltimore	110-106	Nov. 25	at Seattle	139-115	Dec. 18	at Phoenix	132-106
Nov. 6	at Golden State	105-89	Nov. 26	vs. Detroit	132-113	Dec. 19	vs. Philadelphia	154-132
Nov. 7	vs. New York	103-96	Nov. 28	vs. Seattle	138-121	Dec. 21	at Buffalo	117-103
Nov. 9	at Chicago	122-109	Dec. 1	at Boston	124-111	Dec. 22	at Baltimore	127-120
Nov. 10	at Philadelphia	143-103	Dec. 3	at Philadelphia	131-116	Dec. 26	vs. Houston	137-115
Nov. 12	vs. Seattle	115-107	Dec. 5	vs. Portland	123-107	Dec. 28	vs. Buffalo	105-87
Nov. 13	at Portland	130-108	Dec. 8	at Houston	125-120	Dec. 30	at Seattle	122-106
Nov. 14	vs. Boston	128-115	Dec. 9	at Golden State	124-111	Jan. 2	vs. Boston	122-113
Nov. 16	vs. Cleveland	108-90	Dec. 10	vs. Phoenix	126-117	Jan. 5	at Cleveland	113-103
Nov. 19	vs. Houston	106-99	Dec. 12	vs. Atlanta	105-95	Jan. 7	at Atlanta	134-90
Nov. 21	vs. Milwaukee	112-105	Dec. 14	at Portland	129-114	Jan. 9	at Milwaukee	104-120 (L)
			Dec. 17	vs. Golden State	129-99			

* NBA Record; ^ Twice

SEASON-BY-SEASON LEADERS

SCORING

		G	PTS	AVG
1948-49	Mikan	60	1698*	28.3*
1949-50	Mikan	68	1865*	27.4*
1950-51	Mikan	68	1932*	28.4*
1951-52	Mikan	64	1523	23.8
1952-53	Mikan	70	1442	20.6
1953-54	Mikan	72	1306	18.1
1954-55	Mikkelsen	71	1327	18.7
1955-56	Lovellette	71	1526	21.5
1956-57	Lovellette	69	1434	20.8
1957-58	Mikkelsen	71	1248	17.3
1958-59	Baylor	70	1742	24.9
1959-60	Baylor	70	2074	29.6
1960-61	Baylor	73	2538	34.8
1961-62	West	75	2310	30.8
1962-63	Baylor	80	2719	34.0
1963-64	West	72	2064	28.7
1964-65	West	74	2292	31.0
1965-66	West	79	2476	31.3
1966-67	West	66	1892	28.7
1967-68	Baylor	77	2002	26.0
1968-69	Baylor	76	1881	24.8
1969-70^	West	74	2309	31.2*
1970-71^	West	69	1859	26.9
1971-72^	Goodrich	82	2127	25.9
1972-73^	Goodrich	76	1814	23.9
1973-74^	Goodrich	82	2076	25.3
1974-75^	Goodrich	72	1630	22.6
1975-76^	Abdul-Jabbar	82	2275	27.7
1976-77^	Abdul-Jabbar	82	2152	26.2
1977-78^	Abdul-Jabbar	82	1600	25.8
1978-79^	Abdul-Jabbar	80	1903	23.8
1979-80^	Abdul-Jabbar	82	2034	24.8
1980-81^	Abdul-Jabbar	80	2095	26.2
1981-82^	Abdul-Jabbar	76	1818	23.9
1982-83^	Abdul-Jabbar	79	1722	21.8
1983-84^	Abdul-Jabbar	80	1717	21.5
1984-85^	Abdul-Jabbar	79	1735	22.1
1985-86^	Abdul-Jabbar	79	1846	23.4
1986-87^	Johnson	80	1909	23.9
1987-88^	Scott	81	1754	21.7
1988-89^	Johnson	77	1730	22.5
1989-90^	Johnson	79	1765	22.3
1990-91^	Worthy	78	1670	21.4
1991-92^	Threatt	82	1240	15.1
1992-93^	Threatt	82	1235	15.1
1993-94^	Divac	79	1123	14.2
1994-95^	Van Exel	80	1348	16.9
1995-96^	Ceballos	78	1656	21.2
1996-97^	Jones	80	1374	17.2
1997-98^	O'Neal	60	1699	28.3
1998-99^	O'Neal	49	1289*	26.3
1999-00^	O'Neal	79	2344*	29.7*
2000-01^	O'Neal	74	2125	28.7
2001-02^	O'Neal	67	1822	27.2
2002-03^	Bryant	82	2461*	30.0
2003-04^	Bryant	65	1557	24.0
2004-05^	Bryant	66	1819	27.6
2005-06^	Bryant	80	2832*	35.4*
2006-07^	Bryant	77	2430*	31.6*
2007-08^	Bryant	82	2323*	28.3
2008-09^	Bryant	82	2201	26.8
2009-10^	Bryant	73	1970	27.0
2010-11^	Bryant	82	2078	25.3
2011-12^	Bryant	58	1616	27.9
2012-13^	Bryant	78	2133	27.3
2013-14^	Young	64	1144	17.9
2014-15^	Hill	70	841	12.0
2015-16^	Bryant	66	1161	17.6
2016-17^	Williams	58	1078	18.6
2017-18^	Randle	82	1323	16.1
2018-19^	Kuzma	70	1308	18.7
2019-20^	Davis	62	1618	26.1
2020-21^	Schröder	61	941	15.4
2021-22^	Westbrook	78	1441	18.5

(70% of games or annual NBA league leader statistical minimums used for averages)

ASSISTS

		G	AST	AVG
1948-49	Mikan	60	218	3.6
1949-50	Pollard	66	252	3.8
1950-51	Martin	68	235	3.5
1951-52	Martin	66	249	3.8
1952-53	Martin	70	250	3.6
1953-54	Martin	69	253	3.7
1954-55	Martin	72	427	5.9
1955-56	Martin	72	445	6.2
1956-57	Mencel	72	201	2.8
1957-58	Leonard	66	218	3.3
1958-59	Baylor	70	287	4.1
1959-60	Hundley	73	338	4.6
1960-61	Baylor	73	371	5.1
1961-62	West	75	402	5.4
1962-63	Baylor	80	386	4.8
1963-64	West	72	403	5.6
1964-65	West	74	364	4.9
1965-66	West	79	480	6.1
1966-67	West	66	447	6.8
1967-68	Baylor	77	355	4.6
1968-69	West	61	423	6.9
1969-70^	West	74	554	7.5
1970-71^	West	69	655	9.5
1971-72^	West	77	747	9.7*
1972-73^	West	69	607	8.8
1973-74^	Hawkins	71	379	5.3
1974-75^	Goodrich	72	420	5.8
1975-76^	Goodrich	75	421	5.6
1976-77^	Allen	78	405	5.2
1977-78^	Nixon	81	553	6.8
1978-79^	Nixon	82	737	9.0
1979-80^	Nixon	82	642	7.8
1980-81^	Nixon	79	696	8.8
1981-82^	Johnson	78	743	9.5
1982-83^	Johnson	79	829*	10.5*
1983-84^	Johnson	67	875	13.1*
1984-85^	Johnson	77	968	12.6
1985-86^	Johnson	72	907*	12.6*
1986-87^	Johnson	80	977*	12.2*
1987-88^	Johnson	72	858	11.9
1988-89^	Johnson	77	988	12.8
1989-90^	Johnson	79	907	11.5
1990-91^	Johnson	79	989	12.5
1991-92^	Threatt	82	593	7.2
1992-93^	Threatt	82	564	6.9
1993-94^	Van Exel	81	466	5.8
1994-95^	Van Exel	80	660	8.3
1995-96^	Van Exel	74	509	6.9
1996-97^	Van Exel	79	672	8.5
1997-98^	Van Exel	64	442	6.9
1998-99^	Harper	45	187	4.2
1999-00^	O'Neal	79	299	3.8
2000-01^	O'Neal	74	277	3.7
2001-02^	Bryant	80	438	5.5
2002-03^	Bryant	82	481	5.9
2003-04^	Payton	82	449	5.5
2004-05^	Atkins	82	358	4.4
2005-06^	Odom	80	443	5.5
2006-07^	Bryant	77	413	5.4
2007-08^	Bryant	82	441	5.4
2008-09^	Bryant	82	399	4.9
2009-10^	Bryant	73	365	5.0
2010-11^	Bryant	82	388	4.7
2011-12^	Bryant	58	264	4.6
2012-13^	Bryant	78	469	6.0
2013-14^	Gasol	60	201	3.4
2014-15^	Lin	74	339	4.6
2015-16^	Russell	80	266	3.3
2016-17^	Russell	63	303	4.8
2017-18^	Ingram	59	230	3.9
2018-19^	Ingram	59	230	3.9
2019-20^	James	67	684	10.2*
2020-21^	Schröder	61	351	5.8
2021-22^	Westbrook	78	550	7.1

(70% of games or annual NBA league leader statistical minimums used for averages)

REBOUNDS

		G	REB	AVG
1948-49	-	-	-	-
1949-50	-	-	-	-
1950-51	Mikan	68	958	14.1
1951-52	Mikan	64	866	13.5*
1952-53	Mikan	70	1007*	14.4*
1953-54	Mikan	72	1028	14.3
1954-55	Lovellette	70	802	11.5
1955-56	Lovellette	71	992	14.0
1956-57	Lovellette	69	932	13.5
1957-58	Foust	72	876	12.2
1958-59	Baylor	70	1050	15.0
1959-60	Baylor	70	1150	15.0
1960-61	Baylor	73	1447	19.8
1961-62	Baylor	58	892	18.6
1962-63	Baylor	80	1146	14.3
1963-64	Baylor	78	936	12.0
1964-65	Baylor	74	950	12.8
1965-66	Ellis	80	735	9.2
1966-67	Imhoff	81	1080	13.3
1967-68	Baylor	77	941	12.2
1968-69	Chamberlain	81	1712*	21.1*
1969-70^	Roberson	74	672	9.1
1970-71^	Chamberlain	82	1493*	18.2*
1971-72^	Chamberlain	82	1572*	19.2*
1972-73^	Chamberlain	82	1526*	18.6*
1973-74^	Hairston	77	1040	13.5
1974-75^	Hairston	74	946	12.8
1975-76^	Abdul-Jabbar	82	1383*	16.9*
1976-77^	Abdul-Jabbar	82	1090*	13.3
1977-78^	Abdul-Jabbar	82	801	12.9
1978-79^	Abdul-Jabbar	80	1025	12.8
1979-80^	Abdul-Jabbar	82	886	10.8
1980-81^	Abdul-Jabbar	80	821	10.3
1981-82^	Johnson	78	751	9.6
1982-83^	Johnson	79	683	8.6
1983-84^	Abdul-Jabbar	80	587	7.3
1984-85^	Abdul-Jabbar	79	622	7.9
1985-86^	Lucas	77	566	7.4
1986-87^	Green	79	615	7.8
1987-88^	Green	82	710	8.7
1988-89^	Green	82	739	9.0
1989-90^	Green	82	712	8.7
1990-91^	Divac	82	666	8.1
1991-92^	Divac	82	762	9.3
1992-93^	Divac	82	729	8.9
1993-94^	Divac	79	851	10.8
1994-95^	Divac	80	829	10.4
1995-96^	Divac	79	679	8.6
1996-97^	Campbell	77	615	8.0
1997-98^	Horry	72	542	7.5
1998-99^	O'Neal	49	525	10.7
1999-00^	O'Neal	79	1078	13.6
2000-01^	O'Neal	74	940	12.7
2001-02^	Horry	81	479	5.9
2002-03^	Bryant	82	564	6.9
2003-04^	Payton	82	342	4.2
2004-05^	Mihm	75	502	6.7
2005-06^	Odom	80	738	9.2
2006-07^	Bynum	82	484	5.9
2007-08^	Odom	77	819	10.6
2008-09^	Gasol	81	780	9.6
2009-10^	Gasol	82	802	9.8
2010-11^	Gasol	82	836	10.2
2011-12^	Bynum	60	709	11.8
2012-13^	Howard	76	945	12.4*
2013-14^	Gasol	60	580	9.7
2014-15^	Davis	79	600	7.6
2015-16^	Randle	81	829	10.2
2016-17^	Randle	74	636	8.6
2017-18^	Randle	82	563	8.0
2018-19^	McGee	75	656	7.5
2019-20^	Davis	62	577	9.3
2020-21^	Harrell	69	428	6.2
2021-22^	Westbrook	78	580	7.4

(70% of games or annual NBA league leader statistical minimums used for averages)

* Denotes NBA Leader / ^ Based on per-game average while meeting annual NBA league leader minimums

SEASON-BY-SEASON LEADERS

BLOCKED SHOTS

		G	BS	AVG
1973-74^	Smith	81	393*	4.85*
1974-75^	Smith	74	216	2.92
1975-76^	Abdul-Jabbar	82	338*	4.12*
1976-77^	Abdul-Jabbar	82	261*	3.18
1977-78^	Abdul-Jabbar	62	185	2.98
1978-79^	Abdul-Jabbar	80	316*	3.95*
1979-80^	Abdul-Jabbar	82	280*	3.41*
1980-81^	Abdul-Jabbar	80	228	2.85
1981-82^	Abdul-Jabbar	76	207	2.72
1982-83^	Abdul-Jabbar	79	170	2.15
1983-84^	Abdul-Jabbar	80	143	1.79
1984-85^	Abdul-Jabbar	79	162	2.05
1985-86^	Abdul-Jabbar	79	130	1.65
1986-87^	Abdul-Jabbar	78	97	1.24
1987-88^	Abdul-Jabbar	80	92	1.15
1988-89^	Abdul-Jabbar	74	85	1.15
1989-90^	Divac	82	114	1.39
1990-91^	Divac	82	127	1.55
1991-92^	Campbell	81	159	1.96
1992-93^	Divac	82	140	1.71
1993-94^	Campbell	76	146	1.92
1994-95^	Divac	80	174	2.18
1995-96^	Campbell	82	212	2.59
1996-97^	O'Neal	51	147	2.88
1997-98^	O'Neal	60	144	2.40
1998-99^	O'Neal	49	82	1.67
1999-00^	O'Neal	79	239	3.03
2000-01^	O'Neal	74	204	2.76
2001-02^	O'Neal	67	137	2.04
2002-03^	O'Neal	67	159	2.37
2003-04^	O'Neal	67	166	2.48
2004-05^	Mihm	75	108	1.44
2005-06^	Odum	80	64	0.80
2006-07^	Bynum	82	128	1.20
2007-08^	Turiah	78	108	1.38
2008-09^	Odum	78	98	1.26
2009-10^	Gasol	65	113	1.74
2010-11^	Bynum	54	106	1.96
2011-12^	Bynum	60	116	1.93
2012-13^	Howard	76	186	2.45
2013-14^	Gasol	60	92	1.53
2014-15^	Gasol	79	98	1.24
2015-16^	Hibbert	81	110	1.36
2016-17^	Black	67	44	0.66
2017-18^	Lopez	72	98	1.36
2018-19^	McGee	75	148	1.97
2019-20^	Davis	62	143	2.31
2020-21^	Gasol	52	58	1.12
2021-22^	Anthony	69	52	0.75

(70% of games or annual NBA league leader statistical minimums used for averages)

STEALS

		G	STL	AVG
1973-74^	Price	82	157	1.91
1974-75^	Goodrich	72	102	1.42
1975-76^	Goodrich	75	123	1.64
1976-77^	Chaney	81	140	1.73
1977-78^	Nixon	81	138	1.70
1978-79^	Nixon	82	201*	2.45
1979-80^	Johnson	77	187	2.43
1980-81^	Johnson	37	127	3.43*
1981-82^	Johnson	78	208	2.67*
1982-83^	Johnson	79	176	2.23
1983-84^	Johnson	67	150	2.24
1984-85^	Johnson	77	113	1.47
1985-86^	Johnson	72	113	1.57
1986-87^	Johnson	80	138	1.73
1987-88^	Scott	81	155	1.91
1988-89^	Johnson	77	138	1.79
1989-90^	Johnson	79	132	1.67
1990-91^	Worthy	78	104	1.33
1991-92^	Threatt	82	168	2.05
1992-93^	Threatt	82	142	1.73
1993-94^	Lynch	71	102	1.44
1994-95^	Jones	64	131	2.05
1995-96^	Jones	70	129	1.84
1996-97^	Jones	80	189	2.36
1997-98^	Jones	80	160	2.00

STEALS (CONTINUED)

		G	STL	AVG
1998-99^	Bryant	50	72	1.44
1999-00^	Horry	76	84	1.11
2000-01^	Fox	82	70	0.85
2001-02^	Bryant	80	118	1.48
2002-03^	Bryant	82	181	2.21
2003-04^	Fisher	82	103	1.26
2004-05^	Butler	77	110	1.43
2005-06^	Bryant	80	147	1.84
2006-07^	Parker	82	119	1.45
2007-08^	Bryant	82	151	1.84
2008-09^	Ariza	82	137	1.67
2009-10^	Bryant	73	113	1.55
2010-11^	World Peace	82	124	1.51
2011-12^	Bryant	58	69	1.19
2012-13^	World Peace	75	122	1.63
2013-14^	Meeks	77	111	1.44
2014-15^	Lin	74	82	1.11
2015-16^	Russell	80	93	1.16
2016-17^	Russell	63	87	1.38
2017-18^	Caldwell-Pope	74	106	1.43
2018-19^	Hart	67	64	0.96
2019-20^	Davis	62	91	1.47
2020-21^	Schröder	61	70	1.15
2021-22^	Horton-Tucker	60	59	0.98

(70% of games or annual NBA league leader statistical minimums used for averages)

FIELD GOAL %

		FG	FGA	PCT
1948-49	Mikan	583	1403	.416
1949-50	Mikan	649	1595	.407
1950-51	Mikan	678	1584	.428
1951-52	Mikkelsen	363	866	.419
1952-53	Mikkelsen	378	868	.436
1953-54	Lovellette	237	560	.423
1954-55	Lovellette	519	1192	.435
1955-56	Lovellette	594	1370	.434
1956-57	Lovellette	574	1348	.426
1957-58	Mikkelsen	439	1070	.410
1958-59	Baylor	605	1482	.408
1959-60	Baylor	755	1782	.424
1960-61	Hawkins	310	719	.431
1961-62	LaRusso	516	1108	.466
1962-63	Barnett	547	1162	.471
1963-64	West	740	1529	.484
1964-65	West	822	1655	.497
1965-66	Boozier	365	754	.484
1966-67	Hawkins	275	572	.481
1967-68	West	476	926	.514
1968-69	Chamberlain	641	1099	.583*
1969-70	West	831	1673	.497
1970-71	Chamberlain	668	1226	.545
1971-72	Chamberlain	496	764	.649*
1972-73	Chamberlain	426	586	.727
1973-74	Hairston	385	579	.507
1974-75	Smith	346	702	.493
1975-76	Abdul-Jabbar	914	1728	.529
1976-77	Abdul-Jabbar	888	1553	.579*
1977-78	Abdul-Jabbar	663	1205	.550
1978-79	Abdul-Jabbar	777	1347	.577
1979-80	Abdul-Jabbar	835	1383	.604
1980-81	Abdul-Jabbar	836	1457	.574
1981-82	Abdul-Jabbar	753	1301	.579
1982-83	Abdul-Jabbar	722	1228	.588
1983-84	McGee	347	584	.594
1984-85	Abdul-Jabbar	723	1207	.599
1985-86	Worthy	629	1086	.579
1986-87	Abdul-Jabbar	560	993	.564
1987-88	Abdul-Jabbar	480	903	.532
1988-89	Worthy	702	1282	.548
1989-90	Woolridge	306	550	.556
1990-91	Divac	360	637	.565
1991-92	Threatt	509	1041	.489
1992-93	Green	379	706	.537
1993-94	Divac	453	895	.506
1994-95	Ceballos	497	977	.509
1995-96	Ceballos	638	1203	.530
1996-97	O'Neal	552	991	.557
1997-98	O'Neal	670	1147	.584*

FIELD GOAL % (CONTINUED)

		FG	FGA	PCT
1998-99	O'Neal	510	885	.576*
1999-00	O'Neal	956	1665	.574*
2000-01	O'Neal	813	1422	.572*
2001-02	O'Neal	712	1229	.579*
2002-03	O'Neal	695	1211	.574
2003-04	O'Neal	554	948	.584*
2004-05	Odum	366	774	.473
2005-06	Odum	445	925	.481
2006-07	Odum	319	681	.468
2007-08	Odum	417	795	.525
2008-09	Gasol	592	1045	.567
2009-10	Bynum	392	688	.570
2010-11	Odum	473	893	.530
2011-12	Bynum	444	796	.558
2012-13	Howard	470	813	.578
2013-14	Gasol	425	885	.480
2014-15	Boozier	371	743	.499
2015-16	Clarkson	475	1098	.433
2016-17	Randle	377	773	.488
2017-18	Randle	504	904	.558
2018-19	McGee	400	641	.624
2019-20	Davis	551	1096	.503
2020-21	Harrell	375	603	.622
2021-22	Davis	370	695	.532

(Annual NBA league leader minimums apply)

FREE THROW %

		FT	FTA	PCT
1948-49	Schaefer	174	213	.817
1949-50	Mikan	567	728	.779
1950-51	Mikan	576	717	.803
1951-52	Mikan	433	555	.780
1952-53	Martin	224	287	.780
1953-54	Mikan	424	546	.777
1954-55	Schnittker	298	362	.823
1955-56	Schnittker	304	355	.856
1956-57	Garmaker	365	435	.839
1957-58	Schnittker	201	237	.848
1958-59	Mikkelsen	298	355	.839
1959-60	Handley	203	273	.744
1960-61	LaRusso	323	409	.790
1961-62	West	712	926	.769
1962-63	Baylor	661	790	.837
1963-64	West	584	702	.832
1964-65	West	648	789	.821
1965-66	West	840*	977	.860
1966-67	West	602	686	.878
1967-68	West	391	482	.811
1968-69	West	490	597	.821
1969-70	West	647	785	.824
1970-71	West	525	631	.832
1971-72	Goodrich	475	559	.850
1972-73	McMillian	223	264	.845
1973-74	Goodrich	508	588	.864
1975-76	Goodrich	318	378	.841
1976-77	Russell	132	148	.892
1977-78	Russell	188	219	.858
1978-79	Dantley	334	417	.801
1979-80	Dantley	292	342	.854
1979-80	Johnson	374	462	.810
1980-81	Nixon	196	252	.778
1981-82	Cooper	139	171	.813
1982-83	Johnson	304	380	.800
1983-84	Cooper	155	185	.838
1984-85	Johnson	391	464	.843
1985-86	Johnson	378	434	.871
1986-87	Scott	224	251	.892
1987-88	Scott	272	317	.858
1988-89	Johnson	513	563	.911*
1989-90	Johnson	567	637	.890
1990-91	Johnson	519	573	.906
1991-92	Scott	244	291	.838
1992-93	Scott	156	184	.848
1993-94	Threatt	138	155	.890
1994-95	Van Exel	235	300	.783
1995-96	Johnson	172	201	.856
1996-97	Scott	127	151	.841
1997-98	Bryant	363	457	.794
1998-99	Rice	77	90	.856

* Denotes NBA Leader / ^ Based on per-game average while meeting annual NBA league leader minimums

SEASON-BY-SEASON LEADERS / LAKERS NBA TEAM LEADERS

FREE THROW % (CONTINUED)

		FT	FTA	PCT
1999-00	Rice	346	396	.874
2000-01	Bryant	475	557	.853
2001-02	Bryant	488	589	.829
2002-03	Bryant	601	713	.843
2003-04	Bryant	454	533	.852
2004-05	Butler	275	319	.862
2005-06	Bryant	696*	819	.850
2006-07	Bryant	667*	768*	.868
2007-08	Fisher	166	188	.883
2008-09	Bryant	483	564	.856
2009-10	Bryant	439	541	.811
2010-11	Bryant	483	583	.828
2011-12	Bryant	381	451	.845
2012-13	Bryant	525	626	.839
2013-14	Meeks	221	258	.857
2014-15	Young	132	148	.892
2015-16	Bass	125	148	.845
2016-17	Williams	304	344	.884
2017-18	Caldwell-Pope	153	194	.789
2018-19	Caldwell-Pope	137	158	.867
2019-20	Davis	444	525	.846
2020-21	Schröder	206	243	.848
2021-22	Anthony	132	159	.830

(Annual NBA league leader minimums apply)

MINUTES PLAYED

		MIN	AVG
1951-52	Mikan	2572	40.2
1952-53	Mikan	2651	37.9
1953-54	Pollard	2483	35.0
1954-55	Martin	2784	38.7
1955-56	Martin	2838	39.4
1956-57	Lovellette	2492	36.1
1957-58	Mikkelsen	2390	33.2
1958-59	Baylor	2855	40.8
1959-60	Baylor	2873	41.0
1960-61	Baylor	3133	42.9
1961-62	West	3087	41.2
1962-63	Baylor	3370	42.1
1963-64	Baylor	3164	40.6
1964-65	West	3066	41.4
1965-66	West	3218	40.7
1966-67	Imhoff	2725	33.6
1967-68	Clark	3039	37.5
1968-69	Chamberlain	3669	45.3
1969-70	West	3106	42.0
1970-71	Chamberlain	3630	44.3
1971-72	Chamberlain	3669	42.3
1972-73	Chamberlain	3542	43.2
1973-74	Goodrich	3061	37.3
1974-75	Goodrich	2668	37.1
1975-76	Abdul-Jabbar	3379*	41.2
1976-77	Abdul-Jabbar	3016	36.8
1977-78	Nixon	2779	34.3
1978-79	Abdul-Jabbar	3157	39.5
1979-80	Nixon	3226*	39.4
1980-81	Wilkes	3028	37.4
1981-82	Nixon	3024	36.9
1982-83	Johnson	2907	36.8
1983-84	Abdul-Jabbar	2622	32.8
1984-85	Johnson	2781	36.1
1985-86	Abdul-Jabbar	2629	33.3
1986-87	Johnson	2904	36.3
1987-88	Scott	3048	37.6
1988-89	Worthy	2960	36.5
1989-90	Worthy	2960	37.0
1990-91	Worthy	3008	38.6
1991-92	Threatt	3070	37.4
1992-93	Threatt	2893	35.3
1993-94	Van Exel	2700	33.3
1994-95	Van Exel	2944	36.8
1995-96	Campbell	2699	32.9
1996-97	Jones	2998	37.5
1997-98	Jones	1910	36.4
1998-99	Bryant	2896	37.9
1999-00	O'Neal	3163	40.0
2000-01	O'Neal	2924	39.5
2001-02	Bryant	3063	38.3
2002-03	Bryant	3401	41.5

MINUTES PLAYED (CONTINUED)

		MIN	AVG
2003-04	Payton	2825	34.5
2004-05	Atkins	2903	35.4
2005-06	Bryant	3277	41.0
2006-07	Bryant	3140	40.8
2007-08	Bryant	3192	38.9
2008-09	Gasol	2999	37.0
2009-10	Bryant	2835	38.8
2010-11	Gasol	3037	37.0
2011-12	Gasol	2430	37.4
2012-13	Bryant	3013	38.6
2013-14	Meeks	2556	33.2
2014-15	Johnson	2245	29.5
2015-16	Clarkson	2552	32.3
2016-17	Clarkson	2397	29.2
2017-18	Caldwell-Pope	2458	33.2
2018-19	Kuzma	2314	33.1
2019-20	James	2316	34.6
2020-21	Schröder	1956	32.1
2021-22	Westbrook	2678	34.3

(Based on total minutes)

3-POINT FIELD GOAL %

		3FG	3FGA	PCT
1979-80	Cooper	5	20	.250^
1980-81	Holland	1	3	.333^
1981-82	Nixon	3	12	.250^
1982-83	Worthy	1	4	.250^
1983-84	Cooper	38	121	.314
1984-85	Scott	26	60	.433*
1985-86	Cooper	63	163	.387
1986-87	Scott	65	149	.436
1987-88	Scott	62	179	.346
1988-89	Scott	77	193	.399
1989-90	Scott	93	220	.423
1990-91	Scott	71	219	.324
1991-92	Scott	54	157	.344
1992-93	Peeler	46	118	.390^
1993-94	Van Exel	123	364	.338
1994-95	Peeler	84	216	.389
1995-96	Peeler	105	254	.413
1996-97	Jones	152	389	.391
1997-98	Van Exel	123	316	.389
1998-99	Rice	53	135	.393
1999-00	Rice	84	229	.367
2000-01	Penberthy	55	139	.396
2001-02	Fisher	144	349	.413
2002-03	Fisher	85	212	.401
2003-04	George	65	186	.349
2004-05	Cook	78	199	.392
2005-06	Odom	80	215	.372
2006-07	Vujacic	60	161	.373
2007-08	Vujacic	118	270	.437
2008-09	Radmanovic	60	136	.441
2009-10	Farmer	86	229	.376
2010-11	Fisher	63	159	.396
2011-12	Blake	53	158	.335
2012-13	Nash	57	130	.438
2013-14	Meeks	162	404	.401
2014-15	Ellington	90	243	.370
2015-16	Russell	130	370	.351
2016-17	Young	170	421	.404
2017-18	Caldwell-Pope	159	415	.383
2018-19	Caldwell-Pope	151	435	.347
2019-20	Caldwell-Pope	92	239	.385
2020-21	Caldwell-Pope	120	293	.410
2021-22	Monk	173	442	.391

(Annual NBA league leader minimums apply;

*minimum not met team-wide)

TEAM SCORING

1997-98	105.5
1985-86	117.3
1971-72	121.0
1965-66	119.5
1948-49	84.0

TEAM REBOUNDING

2008-09	43.9
1999-00	47.0
1972-73	55.6
1971-72	56.4

TEAM ASSISTS

1979-80	29.4
1971-72	27.2
1965-66	24.2

TEAM BLOCKED SHOTS

2019-20	6.59
1996-97	7.01
1975-76	6.44
1973-74	7.96

TEAM STEALS

Have never led NBA

TEAM FIELD GOAL %

2019-20	.480
1998-99	.468
1988-89	.502
1985-86	.522
1984-85	.545
1983-84	.532
1982-83	.528
1979-80	.529
1978-79	.517
1977-78	.487
1968-69	.467
1967-68	.477

TEAM FREE THROW %

1965-66	.773
1964-65	.763
1963-64	.766
1955-56	.786
1953-54	.731

FEWEST TURNOVERS

Have never led NBA

* Denotes NBA Leader / ^ Based on per-game average while meeting annual NBA league leader minimums

LAKERS YEARLY NBA RANKINGS / RECORD BY MONTH

OVERALL					HOME					ROAD					SEASON-BY-SEASON RECORD BY MONTH											
YEAR	W	L	RNK		W	L	RNK		W	L	RNK		YEAR	OCT	NOV	DEC	JAN	FEB	MAR	APR	MAY					
1948-49*	44	16	(2)		26	3	(1)		16	13	(2)		1948-49	-	10-4	7-5	10-1	10-3	7-3	-	-					
1949-50*	51	17	(2)		30	1	(2)		18	16	(4)		1949-50	-	9-4	11-6	13-3	12-1	6-3	-	-					
1950-51*	44	24	(1)		29	3	(1)		12	21	(1)		1950-51	-	7-6	10-6	13-3	9-5	5-4	-	-					
1951-52*	40	26	(2)		21	5	(3)		13	13	(3)		1951-52	-	9-3	7-7	13-5	6-8	5-3	-	-					
1952-53*	48	22	(1)		24	2	(2)		16	15	(2)		1952-53	-	12-4	11-3	9-6	11-5	5-4	-	-					
1953-54*	46	26	(1)		21	4	(2)		13	15	(2)		1953-54	0-2	12-2	7-6	11-5	13-7	3-4	-	-					
1954-55*	40	32	(3)		18	6	(5)		10	14	(1)		1954-55	1-1	4-3	10-7	10-10	10-8	5-3	-	-					
1955-56*	33	39	(6)		13	12	(6)		6	21	(8)		1955-56	-	4-9	5-10	11-8	7-7	6-5	-	-					
1956-57*	34	38	(5)		18	13	(7)		9	22	(5)		1956-57	0-2	8-6	6-10	6-10	7-10	7-0	-	-					
1957-58*	19	53	(8)		13	17	(8)		4	22	(8)		1957-58	0-2	3-12	5-10	5-11	4-15	2-3	-	-					
1958-59*	33	39	(5)		15	7	(3)		9	17	(5)		1958-59	2-2	7-9	3-9	7-11	10-5	4-3	-	-					
1959-60*	25	50	(7)		9	13	(6)		9	22	(6)		1959-60	1-3	5-11	5-10	3-9	7-14	4-3	-	-					
1960-61*	36	43	(5)		16	12	(7)		8	20	(5)		1960-61	1-5	10-6	4-12	8-9	9-8	4-3	-	-					
1961-62*	54	26	(2)		26	5	(1)		18	13	(2)		1961-62	5-1	10-5	15-5	11-4	9-8	4-3	-	-					
1962-63*	53	27	(2)		27	7	(4)		20	17	(2)		1962-63	3-6	12-3	12-3	11-4	15-1	9-8	3-7	-	-				
1963-64*	42	38	(5)		24	12	(4)		15	21	(5)		1963-64	3-2	10-6	10-5	8-9	5-13	6-3	-	-					
1964-65*	49	31	(2)		25	13	(3)		21	16	(2)		1964-65	4-2	10-4	7-9	10-6	9-6	9-4	-	-					
1965-66*	45	35	(3)		28	11	(5)		13	21	(3)		1965-66	4-3	10-7	9-8	8-7	7-6	7-4	-	-					
1966-67*	36	45	(6)		21	18	(7)		12	20	(3)		1966-67	2-6	6-8	5-9	8-9	10-6	5-7	-	-					
1967-68*	52	30	(4)		30	11	(4)		18	19	(5)		1967-68	5-2	7-8	10-7	7-7	13-3	10-3	-	-					
1968-69*	55	27	(2)		32	9	(2)		21	18	(3)		1968-69	4-3	11-4	13-5	9-5	8-7	10-3	-	-					
1969-70*	46	36	(5)		27	14	(5)		17	21	(5)		1969-70	5-2	6-10	6-8	12-4	9-9	8-3	-	-					
1970-71*	48	34	(4)		20	11	(3)		17	22	(9)		1970-71	4-3	8-5	10-7	9-7	13-4	4-8	-	-					
1971-72*	69	13	(1)		36	5	(1)		31	7	(1)		1971-72	6-3	14-0	16-0	8-4	13-4	12-2	-	-					
1972-73*	60	22	(2)		30	11	(4)		28	11	(2)		1972-73	7-3	12-0	10-4	11-4	9-7	11-4	-	-					
1973-74*	47	35	(6)		30	11	(5)		17	24	(8)		1973-74	7-3	9-4	6-11	7-4	8-8	10-5	-	-					
1974-75	30	52	(17)		21	20	(16)		9	32	(16)		1974-75	3-3	5-9	7-9	4-8	3-11	8-8	0-4	-	-				
1975-76	40	42	(9)		31	10	(3)		9	32	(14)		1975-76	3-2	11-5	7-8	3-10	7-6	7-9	2-2	-	-				
1976-77	53	29	(1)		37	4	(1)		15	25	(3)		1976-77	3-3	8-5	10-5	11-3	6-6	11-5	4-2	-	-				
1977-78	45	37	(7)		29	12	(7)		16	25	(4)		1977-78	2-5	6-8	8-5	7-7	9-4	10-6	3-2	-	-				
1978-79	47	35	(6)		31	10	(4)		16	25	(7)		1978-79	4-4	11-3	8-7	9-6	7-4	5-8	3-3	-	-				
1979-80	60	22	(2)		37	4	(1)		23	18	(2)		1979-80	7-3	9-6	12-4	10-4	9-2	13-3	-	-					
1980-81	54	28	(5)		30	11	(6)		24	17	(4)		1980-81	9-2	9-6	8-7	10-3	8-4	10-6	-	-					
1981-82	57	25	(3)		30	11	(6)		27	14	(2)		1981-82	0-1	12-4	12-2	7-5	10-5	8-6	8-2	-	-				
1982-83	58	24	(2)		33	8	(2)		25	16	(2)		1982-83	0-1	12-3	12-3	10-3	6-6	13-3	5-5	-	-				
1983-84	54	28	(2)		28	13	(13)		26	15	(2)		1983-84	2-0	10-4	7-6	8-6	11-4	11-4	5-4	-	-				
1984-85	62	20	(2)		36	5	(1)		26	15	(2)		1984-85	1-2	11-4	10-4	9-6	11-2	13-1	7-1	-	-				
1985-86	62	20	(2)		35	6	(3)		27	14	(1)		1985-86	3-0	11-2	11-3	10-5	8-5	14-3	5-2	-	-				
1986-87	65	17	(1)		37	4	(2)		28	13	(1)		1986-87	-	12-2	10-4	12-4	10-6	13-1	8-2	-	-				
1987-88	62	20	(2)		36	5	(1)		26	15	(1)		1987-88	-	9-2	11-4	13-2	12-1	8-7	9-4	-	-				
1988-89	57	25	(2)		35	6	(3)		22	19	(2)		1988-89	-	10-3	9-7	11-3	7-4	11-4	9-4	-	-				
1989-90	63	19	(1)		37	4	(1)		26	15	(1)		1989-90	-	11-2	10-4	10-5	10-2	12-4	10-2	-	-				
1990-91	58	24	(3)		33	8	(5)		25	16	(3)		1990-91	-	7-5	10-4	15-2	9-4	10-6	7-3	-	-				
1991-92	43	39	(12)		24	17	(18)		19	22	(7)		1991-92	-	11-4	6-8	10-4	3-10	9-6	4-7	-	-				
1992-93	39	43	(17)		20	21	(19)		19	22	(9)		1992-93	-	7-4	8-7	7-9	6-4	6-11	5-8	-	-				
1993-94	33	49	(17)		21	20	(17)		12	29	(18)		1993-94	-	5-9	4-10	5-7	6-7	10-6	3-10	-	-				
1994-95	48	34	(9)		29	12	(7)		19	22	(8)		1994-95	-	8-6	9-3	9-5	8-5	10-7	4-8	-	-				
1995-96	53	29	(6)		30	11	(7)		23	18	(4)		1995-96	-	7-7	9-8	9-3	10-2	10-5	8-4	-	-				
1996-97	56	26	(7)		31	10	(4)		25	16	(7)		1996-97	-	11-6	11-3	11-3	6-6	9-5	8-3	-	-				
1997-98	61	21	(3)		33	8	(4)		28	13	(1)		1997-98	1-0	12-2	10-5	9-4	7-5	13-4	9-1	-	-				
1998-99	31	19	(7)		18	7	(7)		13	12	(6)		1998-99	-	-	-	-	-	-	-	-	-	3-0			
1999-00	67	15	(1)		36	5	(1)		31	10	(1)		1999-00	-	11-4	14-1	9-5	12-1	15-1	6-3	-	-				
2000-01	56	26	(2)		31	10	(3)		25	16	(2)		2000-01	1-0	10-5	11-5	6-6	9-3	11-6	8-1	-	-				
2001-02	58	24	(2)		34	7	(2)		27	14	(1)		2001-02	1-0	13-1	7-5	10-6	8-5	13-4	6-3	-	-				
2002-03	50	32	(5)		31	10	(7)		19	22	(7)		2002-03	0-2	6-9	7-8	8-4	11-3	11-5	7-1	-	-				
2003-04	56	26	(4)		34	7	(2)		22	19	(5)		2003-04	1-0	13-3	7-4	6-9	11-4	13-3	5-3	-	-				
2004-05	34	48	(21)		22	19	(22)		12	29	(20)		2004-05	-	9-6	6-6	8-7	5-8	10-11	1-10	-	-				
2005-06	45	37	(10)		27	14	(9)		18	23	(13)		2005-06	-	5-8	10-6	9-6	5-8	5-7	6-2	-	-				
2006-07	42	40	(12)		25	16	(13)		17	24	(10)		2006-07	1-0	9-5	10-6	8-7	5-7	5-9	4-6	-	-				
2007-08	57	25	(3)		30	11	(8)		27	14	(2)		2007-08	0-1	9-6	10-4	9-5	13-2	9-6	7-1	-	-				
2008-09	65	17	(2)		36	5	(2)		29	12	(1)		2008-09	2-0	12-1	11-4	12-4	11-2	10-5	7-1	-	-				
2009-10	57	25	(3)		34	7	(2)		23	18	(6)		2009-10	1-1	12-2	12-3	12-5	8-4	9-6	3-4	-	-				
2010-11	57	25	(4)		30	11	(5)		27	14	(3)		2010-11	3-0	10-5	10-5	10-5	9-4	12-1	3-5	-	-				
2011-12	41	25	(5)		26	7	(3)		15	18	(11)		2011-12	-	-	3-2	10-7	8-5	11-6	9-5	-	-				
2012-13	45	37	(11)		29	12	(10)		16	25	(15)		2012-13	0-2	8-6	7-7	5-11	9-4	9-6	7-1	-	-				
2013-14	27	55	(25)		14	27	(28)		13	28	(22)		2013-14	1-1												

LAKERS RANKED IN NBA TOP 10 BY SEASON

SCORING	RANK	YEAR	AVG.	REBOUNDS	RANK	YEAR	AVG.	ASSISTS	RANK	YEAR	AVG.
G. Mikan	1st	1948-49	28.3	G. Mikan	2nd	1950-51	14.1	G. Mikan	8th	1948-49	3.6
J. Pollard	10th	1948-49	14.8	V. Mikkelsen	6th	1950-51	10.2	J. Pollard	8th	1949-50	3.8
G. Mikan	1st	1949-50	27.4	G. Mikan	1st	1951-52	13.5	S. Martin	10th	1951-52	3.8
J. Pollard	10th	1949-50	14.7	V. Mikkelsen	9th	1951-52	10.3	S. Martin	5th	1954-55	5.9
G. Mikan	1st	1950-51	28.4	G. Mikan	1st	1952-53	14.4	S. Martin	3rd	1955-56	6.2
G. Mikan	2nd	1951-52	23.8	G. Mikan	2nd	1953-54	14.3	E. Baylor	9th	1958-59	4.1
J. Pollard	10th	1951-52	15.5	C. Lovellette	5th	1954-55	11.5	R. Hundley	8th	1959-60	4.6
G. Mikan	2nd	1952-53	20.6	V. Mikkelsen	9th	1954-55	10.0	E. Baylor	8th	1960-61	5.1
V. Mikkelsen	9th	1952-53	15.0	C. Lovellette	3rd	1955-56	14.0	R. Hundley	10th	1960-61	4.4
G. Mikan	4th	1953-54	18.1	C. Lovellette	5th	1956-57	13.5	J. West	6th	1961-62	5.4
C. Lovellette	7th	1954-55	18.7	W. Dukes	8th	1956-57	11.2	F. Selvy	7th	1961-62	4.8
V. Mikkelsen	7th	1954-55	18.7	L. Foust	7th	1957-58	12.2	E. Baylor	6th	1962-63	4.8
C. Lovellette	4th	1955-56	21.5	V. Mikkelsen	10th	1957-58	11.2	J. West	3rd	1963-64	5.6
C. Lovellette	7th	1956-57	20.8	E. Baylor	3rd	1958-59	15.0	J. West	6th	1964-65	4.9
D. Garmaker	10th	1956-57	16.3	E. Baylor	4th	1959-60	16.4	E. Baylor	8th	1964-65	3.8
E. Baylor	4th	1958-59	24.9	E. Baylor	4th	1960-61	19.8	J. West	5th	1965-66	6.1
E. Baylor	3rd	1959-60	29.6	E. Baylor	5th	1961-62	18.6	W. Hazzard	8th	1965-66	4.9
E. Baylor	2nd	1960-61	34.8	E. Baylor	5th	1962-63	14.3	J. West	4th	1966-67	6.8
E. Baylor	2nd	1961-62	38.3	E. Baylor	9th	1964-65	12.8	J. West	4th	1969-70	7.5
J. West	5th	1961-62	30.8	D. Imhoff	8th	1866-67	13.3	J. West	1st	1971-72	9.7
E. Baylor	2nd	1962-63	34.0	W. Chamberlain	1st	1968-69	21.1	G. Goodrich	9th	1974-75	5.8
J. West	6th	1962-63	27.1	W. Chamberlain	1st	1970-71	18.2	G. Goodrich	9th	1975-76	5.6
J. West	3rd	1963-64	28.7	W. Chamberlain	1st	1971-72	19.2	N. Nixon	4th	1977-78	6.8
E. Baylor	6th	1963-64	25.4	W. Chamberlain	1st	1972-73	18.6	N. Nixon	3rd	1978-79	9.0
J. West	2nd	1964-65	31.0	H. Hairston	5th	1973-74	13.5	N. Nixon	4th	1979-80	7.8
E. Baylor	4th	1964-65	27.1	H. Hairston	6th	1974-75	12.8	E. Johnson	7th	1979-80	7.3
J. West	2nd	1965-66	31.3	K. Abdul-Jabbar	1st	1975-76	16.9	N. Nixon	2nd	1980-81	8.8
J. West	3rd	1966-67	28.7	K. Abdul-Jabbar	2nd	1976-77	13.3	E. Johnson	2nd	1981-82	9.5
E. Baylor	4th	1966-67	26.6	K. Abdul-Jabbar	7th	1977-78	12.9	E. Johnson	1st	1982-83	10.5
E. Baylor	3rd	1967-68	26.0	K. Abdul-Jabbar	2nd	1978-79	12.8	E. Johnson	1st	1983-84	13.1
E. Baylor	3rd	1968-69	24.8	K. Abdul-Jabbar	8th	1979-80	10.8	E. Johnson	2nd	1984-85	12.6
J. West	1st	1969-70	31.2	K. Abdul-Jabbar	6th	1980-81	10.3	E. Johnson	1st	1985-86	12.6
G. Goodrich	5th	1971-72	25.9	S. O'Neal	8th	1998-99	10.7	E. Johnson	1st	1986-87	12.2
J. West	6th	1971-72	25.9	S. O'Neal	2nd	1999-00	13.6	E. Johnson	2nd	1987-88	11.9
G. Goodrich	8th	1972-73	23.8	S. O'Neal	3rd	2000-01	12.7	E. Johnson	2nd	1988-89	12.8
G. Goodrich	4th	1973-74	25.3	L. Odum	7th	2007-08	10.6	E. Johnson	2nd	1989-90	11.5
G. Goodrich	8th	1974-75	22.6	P. Gasol	8th	2008-09	9.6	E. Johnson	2nd	1990-91	12.5
K. Abdul-Jabbar	2nd	1975-76	27.7	P. Gasol	6th	2010-11	10.2	N. Van Exel	6th	1994-95	8.3
K. Abdul-Jabbar	3rd	1976-77	26.2	A. Bynum	3rd	2011-12	11.8	N. Van Exel	8th	1996-97	8.5
K. Abdul-Jabbar	4th	1977-78	25.8	P. Gasol	7th	2011-12	10.4	L. James	1st	2019-20	10.2
K. Abdul-Jabbar	8th	1978-79	23.8	D. Howard	1st	2012-13	12.4				
K. Abdul-Jabbar	6th	1979-80	24.8	J. Randle	10th	2015-16	10.2				
K. Abdul-Jabbar	6th	1981-82	23.9								
K. Abdul-Jabbar	10th	1985-86	23.4								
E. Johnson	10th	1986-87	23.9								
S. O'Neal	2nd	1997-98	28.3	E. Smith	2nd	1974-75	2.92	L. Allen	8th	1974-75	2.06
S. O'Neal	2nd	1998-99	26.3	K. Abdul-Jabbar	1st	1975-76	4.12	N. Nixon	2nd	1978-79	2.45
S. O'Neal	1st	1999-00	29.7	K. Abdul-Jabbar	2nd	1976-77	3.18	E. Johnson	5th	1979-80	2.43
S. O'Neal	3rd	2000-01	28.7	K. Abdul-Jabbar	2nd	1977-78	2.98	E. Johnson	1st	1980-81	3.43
K. Bryant	4th	2000-01	28.5	K. Abdul-Jabbar	1st	1978-79	3.95	E. Johnson	1st	1981-82	2.67
S. O'Neal	2nd	2001-02	27.2	K. Abdul-Jabbar	1st	1979-80	3.41	E. Johnson	8th	1982-83	2.23
K. Bryant	6th	2001-02	25.2	K. Abdul-Jabbar	3rd	1980-81	2.85	E. Johnson	5th	1983-84	2.24
K. Bryant	2nd	2002-03	30.0	K. Abdul-Jabbar	3rd	1981-82	2.72	S. Threatt	9th	1991-92	2.05
S. O'Neal	4th	2002-03	27.5	K. Abdul-Jabbar	9th	1982-83	2.15	E. Jones	6th	1994-95	2.05
K. Bryant	4th	2003-04	24.0	K. Abdul-Jabbar	9th	1983-84	1.79	E. Jones	8th	1996-97	1.84
K. Bryant	2nd	2004-05	27.6	K. Abdul-Jabbar	10th	1984-85	2.05	E. Jones	4th	1996-97	2.36
K. Bryant	1st	2005-06	35.4	V. Divac	7th	1995-95	2.18	E. Jones	6th	1997-98	2.00
K. Bryant	1st	2006-07	31.6	E. Campbell	6th	1995-96	2.59	K. Bryant	6th	2002-03	2.21
K. Bryant	2nd	2007-08	28.3	S. O'Neal	3rd	1996-97	2.88	K. Bryant	10th	2005-06	1.84
K. Bryant	3rd	2008-09	26.8	S. O'Neal	8th	1997-98	2.40	K. Bryant	9th	2007-08	1.84
K. Bryant	4th	2009-10	27.0	S. O'Neal	3rd	1999-00	3.03	T. Ariza	9th	2008-09	1.67
K. Bryant	5th	2010-11	25.3	S. O'Neal	4th	2000-01	2.76				
K. Bryant	2nd	2011-12	27.9	S. O'Neal	10th	2001-02	2.04				
K. Bryant	3rd	2012-13	27.3	S. O'Neal	6th	2002-03	2.37				
A. Davis	10th	2019-20	26.1	S. O'Neal	6th	2003-04	2.48				
				P. Gasol	8th	2009-10	1.74				
				A. Bynum	6th	2010-11	1.96				
				A. Bynum	6th	2011-12	1.93				
				D. Howard	5th	2012-13	2.45				
				J. McGee	5th	2018-19	1.97				
				A. Davis	3rd	2019-20	2.31				

HOME ATTENDANCE RECORDS (LOS ANGELES ERA ONLY)

Season	REGULAR SEASON			PLAYOFFS			TOTALS		
	G	ATT	AVG	G	ATT	AVG	G	ATT	AVG
1960-61	30	151,344	5,045	6	36,280	6,047	36	187,624	5,211
1961-62	31	190,321	6,139	6	66,761	11,127	37	257,082	6,948
1962-63	34	285,462	8,396	7	97,783	13,969	41	383,245	9,347
1963-64	36	322,331	8,954	2	25,590	12,795	38	347,921	9,156
1964-65	38	392,004	10,316	5	70,246	14,049	43	462,250	10,750
1965-66	39	426,467	10,935	7	101,323	14,475	46	527,790	11,474
1966-67	39	435,008	11,154	1	11,597	11,597	40	447,265	11,182
1967-68	41	421,326	10,276	8	100,757	12,595	49	522,083	10,665
1968-69	41	483,262	11,787	10	169,958	16,096	51	644,220	12,632
1969-70	41	536,513	13,086	9	154,562	17,174	50	691,165	13,823
1970-71	41	566,108	13,808	6	90,474	15,079	47	656,582	13,970
1971-72	41	668,340	16,301	8	140,040	17,505	49	808,380	16,498
1972-73	41	664,872	16,216	10	173,697	17,370	51	838,569	16,443
1973-74	41	603,145	14,711	2	35,010	17,505	43	638,155	14,841
1974-75	41	474,287	11,567	-	-	-	41	474,287	11,567
1975-76	41	524,976	12,804	-	-	-	41	524,976	12,804
1976-77	41	501,344	12,230	6	100,783	16,797	47	602,217	12,813
1977-78	41	534,017	13,025	1	15,051	15,051	42	549,068	13,073
1978-79	41	482,611	11,771	3	47,411	15,803	44	530,022	12,046
1979-80	41	582,882	14,217	9	149,865	16,652	50	732,747	14,655
1980-81	41	538,537	13,135	3	46,451	15,483	44	584,988	13,295
1981-82	41	605,367	14,765	7	113,173	16,167	48	718,540	14,969
1982-83	41	648,244	15,810	8	131,952	16,494	49	780,196	15,922
1983-84	41	622,398	15,180	11	172,124	15,648	52	794,552	15,279
1984-85	41	613,826	14,971	11	183,361	16,669	52	797,187	15,331
1985-86	41	689,905	16,286	8	140,040	17,505	49	829,945	16,938
1986-87	41	681,707	16,627	10	174,842	17,484	51	856,549	16,795
1987-88	41	714,477	17,426	14	245,070	17,505	55	959,547	17,446
1988-89	41	717,349	17,496	8	140,040	17,505	49	857,389	17,498
1989-90	41	712,498	17,378	5	87,525	17,505	46	800,023	17,392
1990-91	41	697,185	17,005	11	192,555	17,505	52	889,740	17,110
1991-92	41	699,240	17,055	1	16,690	16,690	42	715,930	17,046
1992-93	41	633,655	15,455	2	35,010	17,505	43	668,665	15,550
1993-94	41	545,915	13,315	-	-	-	41	545,915	13,315
1994-95	41	591,125	14,418	5	87,525	17,505	46	678,650	14,753
1995-96	41	649,634	15,845	2	35,010	17,505	43	684,644	15,922
1996-97	41	697,132	17,003	4	70,020	17,505	45	767,152	17,048
1997-98	41	691,994	16,878	6	105,030	17,505	47	797,024	16,958
1998-99	25	430,007	17,200	4	70,020	17,505	29	500,027	17,242
1999-00	41	771,410	18,815	13	246,961	18,997	54	1,018,371	18,859
2000-01	41	776,336	18,935	8	151,976	18,997	49	928,312	18,845
2001-02	41	778,877	18,997	10	189,970	18,997	51	968,847	18,997
2002-03	41	777,888	18,973	6	113,982	18,997	47	891,870	18,976
2003-04	41	777,757	18,970	11	208,967	18,997	52	986,724	18,975
2004-05	41	770,494	18,793	-	-	-	41	770,494	18,793
2005-06	41	774,189	18,883	3	56,991	18,997	44	831,180	18,890
2006-07	41	778,415	18,986	2	37,994	18,997	43	816,409	18,986
2007-08	41	778,877	18,997	11	208,967	18,997	52	987,844	18,997
2008-09	41	778,877	18,997	12	227,964	18,997	53	1,006,841	18,997
2009-10	41	778,877	18,997	12	227,964	18,997	53	1,006,841	18,997
2010-11	41	778,877	18,997	5	94,985	18,997	46	873,862	18,997
2011-12	33	626,901	18,997	6	113,982	18,997	39	740,883	18,997
2012-13	41	778,877	18,997	2	37,994	18,997	43	816,871	18,997
2013-14	41	771,974	18,829	-	-	-	41	771,974	18,829
2014-15	41	768,244	18,738	-	-	-	41	768,244	18,738
2015-16	41	778,877	18,997	-	-	-	41	778,877	18,997
2016-17	41	776,917	18,949	-	-	-	41	776,917	18,949
2017-18	41	776,328	18,935	-	-	-	41	776,328	18,935
2018-19	41	778,877	18,997	-	-	-	41	778,877	18,997
2019-20	31	588,907	18,997	-	-	-	31	588,907	18,997
2020-21^	9	23,313	2,590	3	24,400	8,133	12	47,713	3,976
2021-22	41	764,631	18,650	-	-	-	41	764,631	18,650
TOTALS	2,436	38,181,625	15,673	330	5,567,723	16,872	2,766	43,750,210	15,817

^ Limited capacity due to COVID-19 pandemic

ALL-TIME OVERTIME RECORD (LOS ANGELES ONLY)

1960-61 (1-1)

W	Nov. 25	@	Detroit	141-128	
L	Mar. 7	@	St. Louis	136-137	(2 OT)

1961-62 (7-0)

W	Dec. 6	vs.	Syracuse	123-121	
W	Dec. 8	@	Philadelphia	151-147	(3 OT)
W	Dec. 13	vs.	St. Louis	137-136	
W	Jan. 21	@	Chicago	112-111	
W	Jan. 31	@	Detroit	123-122	
W	Feb. 5	@	Cincinnati	134-128	
W	Feb. 23	@	Chicago	124-117	

1962-63 (3-2)

L	Nov. 11	vs.	Chicago	105-109	
W	Dec. 8	@	Cincinnati	131-128	
W	Jan. 6	@	Cincinnati	120-119	
L	Feb. 16	vs.	San Francisco	118-122	(2 OT)
W	Mar. 16	vs.	San Francisco	111-105	

1963-64 (1-2)

W	Jan. 4	vs.	Boston	125-118	
L	Feb. 12	vs.	Boston	97-104	
L	Feb. 29	@	St. Louis	114-115	

1964-65 (4-0)

W	Nov. 12	@	New York	132-123	
W	Dec. 16	@	Detroit	126-120	
W	Jan. 29	vs.	Cincinnati	137-133	(2 OT)
W	Mar. 11	vs.	Baltimore	121-116	

1965-66 (1-1)

W	Feb. 9	@	Baltimore	123-116	
L	Mar. 8	@	New York	132-133	

1966-67 (2-3)

L	Nov. 10	vs.	Detroit	132-133	
W	Dec. 7	vs.	St. Louis	130-128	
L	Jan. 18	vs.	St. Louis	121-123	
L	Jan. 22	@	Boston	120-121	
W	Feb. 25	@	St. Louis	134-133	

1967-68 (3-2)

W	Dec. 5	@	Philadelphia	128-122	
L	Jan. 6	@	Baltimore	127-130	
W	Feb. 13	@	Baltimore	119-116	
L	Feb. 17	vs.	Philadelphia	134-135	(2 OT)
W	Mar. 9	@	San Francisco	137-132	

1968-69 (5-2)

W	Nov. 5	@	Chicago	112-109	
W	Feb. 1	@	San Francisco	106-101	
W	Dec. 30	@	San Diego	131-126	
L	Feb. 2	vs.	San Francisco	117-122	(3 OT)
W	Feb. 25	vs.	Seattle	114-111	
W	Mar. 7	vs.	Boston	105-99	
L	Mar. 19	@	Cincinnati	128-136	

1969-70 (2-3)

W	Oct. 21	@	Baltimore	142-137	
L	Nov. 30	vs.	Chicago	114-116	
L	Jan. 10	@	Chicago	112-116	
W	Jan. 24	@	Seattle	122-121	
L	Feb. 7	@	Phoenix	117-121	

1970-71 (0-3)

L	Oct. 17	@	Baltimore	116-118	
L	Dec. 15	@	Buffalo	111-113	
L	Jan. 2	@	San Diego	108-109	

1971-72 (2-1)

W	Dec. 10	vs.	Phoenix	126-117	
L	Feb. 22	vs.	Detroit	134-135	
W	Feb. 27	vs.	Chicago	123-118	

1972-73 (1-2)

L	Dec. 1	vs.	Atlanta	109-114	
W	Dec. 12	@	Chicago	106-105	
L	Feb. 7	@	Boston	112-113	

1973-74 (0-3)

L	Dec. 11	@	Cleveland	100-101	
L	Jan. 22	vs.	Cleveland	110-111	
L	Feb. 5	@	Houston	112-116	

1974-75 (4-1)

W	Dec. 1	vs.	Phoenix	111-105	
W	Jan. 5	vs.	Washington	112-109	
W	Feb. 5	@	Philadelphia	113-110	(2 OT)
L	Feb. 26	vs.	Portland	116-117	(2 OT)
W	Mar. 21	vs.	Seattle	112-109	

1975-76 (1-0)

W	Nov. 2	vs.	Atlanta	116-113	
---	--------	-----	---------	---------	--

1976-77 (3-2)

L	Oct. 26	vs.	Kansas City	115-117	
L	Nov. 9	@	Buffalo	116-121	
W	Dec. 18	@	Portland	115-111	
W	Jan. 11	@	Cleveland	101-99	
W	Apr. 3	vs.	Detroit	115-107	

1977-78 (2-3)

L	Nov. 15	vs.	Cleveland	95-102	
W	Dec. 11	vs.	Buffalo	124-119	
L	Feb. 1	@	Boston	100-103	
W	Feb. 3	@	New Jersey	105-99	
L	Feb. 22	@	Kansas City	122-127	

1978-79 (1-3)

L	Jan. 6	@	Houston	112-115	
L	Jan. 19	vs.	Houston	121-122	
W	Feb. 6	vs.	San Antonio	119-111	
L	Apr. 4	@	Kansas City	111-115	

1979-80 (3-2)

W	Nov. 9	vs.	Denver	126-122	
W	Nov. 16	@	Denver	135-128	
L	Jan. 29	@	Cleveland	152-154	(4 OT)
W	Feb. 8	@	New Jersey	125-120	
L	Feb. 29	vs.	Milwaukee	117-126	

1980-81 (2-2)

W	Oct. 15	@	Kansas City	112-107	
W	Nov. 29	@	Denver	124-123	(2 OT)
L	Mar. 28	@	Utah	110-112	
L	Mar. 29	vs.	Denver	146-148	

1981-82 (2-2)

L	Oct. 30	vs.	Houston	112-113	(2 OT)
W	Nov. 15	vs.	Indiana	124-123	(2 OT)
W	Feb. 26	vs.	Philadelphia	116-114	(2 OT)
L	Mar. 4	@	New York	119-129	

1982-83 (1-1)

W	Nov. 3	@	Denver	135-134	
L	Jan. 5	@	Philadelphia	120-122	(2 OT)

1983-84 (2-1)

L	Nov. 22	vs.	Utah	126-130	
W	Jan. 10	@	Houston	136-132	
W	Mar. 9	@	Dallas	121-120	(2 OT)

1984-85 (1-2)

L	Dec. 11	@	Seattle	122-124	
L	Mar. 26	@	Portland	113-116	
W	Apr. 7	vs.	Portland	135-133	

ALL-TIME OVERTIME RECORD (LOS ANGELES ONLY)

1985-86 (4-0)

W	Oct. 26	@	San Antonio	121-116	(2 OT)
W	Dec. 4	@	Utah	131-127	
W	Feb. 23	@	Philadelphia	117-111	
W	Mar. 8	vs.	Sacramento	122-121	(2 OT)

1986-87 (2-0)

W	Dec. 23	@	Sacramento	127-117	
W	Feb. 22	@	Philadelphia	112-110	

1987-88 (2-3)

L	Nov. 22	vs.	Milwaukee	116-124	
W	Dec. 1	@	Sacramento	125-120	
L	Dec. 9	@	Washington	112-120	
L	Jan. 13	@	LA Clippers	109-110	
W	Feb. 19	@	Atlanta	126-119	

1988-89 (2-2)

W	Nov. 15	@	Denver	148-146	(2 OT)
W	Dec. 4	vs.	Washington	119-112	
L	Dec. 14	@	New Jersey	113-119	
L	Apr. 1	@	Denver	108-114	

1989-90 (3-3)

L	Dec. 1	vs.	Detroit	97-108	
W	Dec. 20	@	Minnesota	106-97	
L	Jan. 9	@	Phoenix	118-121	
W	Feb. 6	@	Portland	121-119	
L	Feb. 14	vs.	Portland	128-132	(2 OT)
W	Feb. 20	@	San Antonio	115-114	

1990-91 (3-3)

L	Nov. 6	vs.	Portland	123-125	
W	Nov. 15	@	Houston	108-103	
L	Dec. 12	vs.	Dallas	97-112	
W	Jan. 25	@	New Jersey	108-103	
W	Feb. 24	@	Detroit	102-96	
L	Mar. 29	vs.	Portland	105-109	

1991-92 (2-3)

L	Nov. 1	@	Houston	121-126	(2 OT)
W	Nov. 2	@	Dallas	114-113	
L	Nov. 5	vs.	LA Clippers	109-114	
L	Mar. 13	@	Cleveland	107-109	
W	Apr. 19	vs.	LA Clippers	109-108	

1992-93 (5-1)

W	Nov. 6	@	LA Clippers	114-112	
W	Nov. 20	vs.	Chicago	120-118	
W	Jan. 24	@	Washington	112-110	
W	Mar. 5	vs.	Philadelphia	101-97	
W	Feb. 8	vs.	Dallas	108-100	
L	Apr. 8	@	Golden State	116-122	

1993-94 (2-0)

W	Nov. 16	vs.	LA Clippers	116-114	(2 OT)
W	Apr. 6	vs.	Sacramento	128-123	

1994-95 (5-2)

L	Nov. 11	vs.	Denver	117-124	
W	Nov. 29	@	New Jersey	129-120	(2 OT)
L	Jan. 21	@	Philadelphia	113-117	
W	Jan. 25	vs.	New Jersey	120-116	
W	Jan. 28	@	Seattle	128-121	
W	Feb. 24	vs.	Charlotte	95-93	
W	Mar. 3	vs.	Sacramento	109-104	(2 OT)

1995-96 (0-0)

No Overtime Games

1996-97 (4-3)

W	Nov. 12	@	Houston	126-115	(2 OT)
W	Dec. 13	vs.	Portland	120-119	
L	Dec. 17	@	Chicago	123-129	
L	Jan. 18	vs.	Detroit	97-100	(2 OT)
L	Feb. 23	vs.	New York	121-127	(2 OT)
W	Mar. 16	vs.	Toronto	98-90	
W	Mar. 27	@	Vancouver	102-98	

1997-98 (4-1)

W	Nov. 13	@	San Antonio	109-100	
W	Nov. 14	@	Houston	113-103	(2 OT)
W	Dec. 26	vs.	LA Clippers	118-114	
L	Feb. 13	vs.	Seattle	108-113	
W	Apr. 5	@	Detroit	105-103	

1998-99 (1-1)

L	Feb. 22	@	Denver	113-117	
W	Apr. 20	@	Golden State	106-102	

1999-00 (2-2)

L	Jan. 24	@	Utah	101-105	(2 OT)
W	Feb. 18	@	Orlando	107-99	
W	Apr. 10	vs.	Seattle	106-103	
L	Apr. 19	@	San Antonio	98-103	

2000-01 (6-3)

W	Nov. 16	@	Sacramento	112-110	
L	Dec. 6	@	Golden State	122-125	
W	Dec. 17	@	Toronto	104-101	
W	Dec. 30	@	LA Clippers	116-114	
W	Jan. 15	vs.	Vancouver	113-112	
W	Feb. 13	@	New Jersey	113-110	
L	Mar. 9	vs.	San Antonio	89-93	
L	Mar. 11	vs.	Seattle	97-109	
W	Mar. 15	@	Washington	125-119	

2001-02 (1-2)

W	Nov. 15	@	Houston	98-97	
L	Jan. 12	@	Chicago	104-106	
L	Apr. 14	@	Portland	120-128	(2 OT)

2002-03 (6-3)

W	Nov. 3	vs.	Portland	98-95	
L	Nov. 7	@	Boston	95-98	
W	Nov. 15	vs.	Golden State	96-89	
W	Nov. 29	@	Memphis	112-106	
L	Dec. 20	@	Philadelphia	104-107	
W	Dec. 22	@	Toronto	109-107	
L	Jan. 17	@	Houston	104-108	
W	Feb. 18	vs.	Houston	106-99	(2 OT)
W	Apr. 6	vs.	Phoenix	115-113	

2003-04 (5-0)

W	Nov. 6	@	San Antonio	120-117	(2 OT)
W	Feb. 4	@	Cleveland	111-106	
W	Mar. 15	vs.	Orlando	113-110	
W	Mar. 21	vs.	Milwaukee	104-103	
W	Apr. 14	@	Portland	105-104	(2 OT)

2004-05 (1-3)

L	Dec. 17	vs.	Washington	116-120	
L	Dec. 25	vs.	Miami	102-104	
W	Feb. 9	@	New Jersey	104-103	
L	Feb. 28	@	New York	115-117	

2005-06 (3-4)

W	Nov. 2	@	Denver	99-97	
L	Nov. 27	vs.	New Jersey	96-102	
W	Dec. 1	@	Utah	105-101	
L	Dec. 28	vs.	Memphis	99-100	
L	Jan. 19	@	Sacramento	109-118	
W	Jan. 27	vs.	Golden State	106-105	
L	Apr. 6	@	Denver	108-110	

ALL-TIME OVERTIME RECORD (LOS ANGELES ONLY)

2006-07 (4-6)

W	Dec. 15	vs.	Houston	112-101	(2 OT)
L	Dec. 17	vs.	Washington	141-147	
L	Dec. 29	@	Charlotte	124-133	(3 OT)
W	Jan. 4	@	Sacramento	132-128	
W	Jan. 15	vs.	Miami	124-118	
L	Jan. 26	vs.	Charlotte	97-106	
L	Jan. 28	vs.	San Antonio	94-96	
L	Mar. 6	@	Minnesota	107-117	(2 OT)
W	Mar. 16	vs.	Portland	116-111	
L	Mar. 30	vs.	Houston	104-107	

2007-08 (4-0)

W	Jan. 14	@	Seattle	123-121	
W	Mar. 2	vs.	Dallas	108-104	
W	Mar. 24	@	Golden State	123-119	
W	Mar. 30	vs.	Washington	126-120	

2008-09 (2-1)

L	Jan. 27	vs.	Charlotte	110-117	(2 OT)
W	Feb. 5	@	Boston	110-109	
W	Feb. 20	vs.	New Orleans	115-111	

2009-10 (4-1)

W	Nov. 3	@	Oklahoma City	101-98	
W	Nov. 4	@	Houston	103-102	
W	Dec. 16	@	Milwaukee	107-106	
W	Dec. 26	@	Sacramento	112-103	(2OT)
L	Mar. 4	@	Miami	111-114	

2010-11 (4-0)

W	Feb. 1	vs.	Houston	114-106	
W	Feb. 23	@	Portland	106-101	
W	Mar. 22	vs.	Phoenix	139-137	(3OT)
W	Apr. 13	@	Sacramento	116-108	

2011-12 (6-1)

W	Jan. 11	@	Utah	90-87	
W	Feb. 9	@	Boston	88-87	
L	Mar. 6	@	Detroit	85-88	
W	Mar. 13	@	Memphis	116-111	(2OT)
W	Mar. 14	@	New Orleans	107-101	
W	Apr. 15	vs.	Dallas	112-108	
W	Apr. 22	vs.	Oklahoma City	114-106	(2OT)

2012-13 (3-0)

W	Dec. 22	@	Golden State	118-115	
W	Mar. 8	vs.	Toronto	118-116	
W	Apr. 17	vs.	Houston	99-95	

2013-14 (0-1)

L	Jan. 20	@	Chicago	100-102	
---	---------	---	---------	---------	--

2014-15 (6-3)

L	Nov. 23	vs.	Denver	94-101	
W	Nov. 30	vs.	Toronto	129-122	
W	Dec. 12	@	San Antonio	112-110	
W	Jan. 29	vs.	Chicago	123-118	(2 OT)
L	Feb. 4	@	Milwaukee	105-113	
L	Feb. 6	@	Orlando	97-103	
W	Feb. 22	vs.	Boston	118-111	
W	Mar. 25	@	Minnesota	101-99	
W	Mar. 30	@	Philadelphia	113-111	

2015-16 (1-1)

L	Dec. 9	@	Minnesota	122-123	
W	Mar. 30	vs.	Miami	102-100	

2016-17 (1-0)

W	Mar. 24	vs.	Minnesota	130-119	
---	---------	-----	-----------	---------	--

2017-18 (3-5)

W	Oct. 25	vs.	Washington	102-99	
L	Nov. 29	vs.	Golden State	123-127	
L	Dec. 12	@	New York	109-113	
L	Dec. 18	vs.	Golden State	114-116	
L	Dec. 31	@	Houston	142-148	(2OT)
W	Jan. 13	@	Dallas	107-101	
L	Mar. 30	vs.	Milwaukee	122-124	
W	Apr. 4	vs.	San Antonio	122-112	

2018-19 (2-2)

L	Oct. 22	vs.	San Antonio	142-143	
W	Jan. 17	@	Oklahoma City	138-128	
L	Jan. 19	@	Houston	134-138	
W	Jan. 31	@	LA Clippers	123-120	

2019-20 (2-0)

W	Nov. 1	@	Dallas	119-110	
W	Feb. 12	@	Denver	120-116	

2020-21 (5-1)

W	Feb. 6	vs.	Detroit	135-129	(2OT)
W	Feb. 8	vs.	Oklahoma City	119-112	
W	Feb. 10	vs.	Oklahoma City	114-113	
L	Feb. 22	vs.	Washington	124-127	
W	Apr. 17	vs.	Utah	127-115	
W	May 11	vs.	New York	101-99	

2021-22 (8-2)

W	Oct. 26	@	San Antonio	125-121	
W	Nov. 8	vs.	Charlotte	126-123	
W	Nov. 10	vs.	Miami	120-117	
W	Nov. 24	@	Indiana	124-116	
L	Nov. 26	vs.	Sacramento	137-141	(3OT)
W	Dec. 15	@	Dallas	107-104	
W	Feb. 5	vs.	New York	122-115	
L	Mar. 9	@	Houston	130-139	
W	Mar. 18	@	Toronto	128-123	
W	Apr. 10	@	Denver	146-141	

ALL-TIME OVERTIME RECORDS (LOS ANGELES ERA ONLY)

Most OT Games (Season)	10	2021-22, 2006-07	Most OT Periods	4	@ Cleveland, 1/29/80
Fewest OT Games (Season)	0	1995-96	Double-Overtime Record	23-15	.605
Most OT Wins (Season)	8	2021-22	Triple-Overtime Record	2-3	.400
Best OT Record (Season)	7-0	1961-62	Quadruple-Overtime Record	0-1	.000
Most OT Losses (Season)	6	2006-07	Overall OT Record	172-106	.619
Consecutive OT Games	3	1991-92, 2020-21	Home OT Record	72-48	.600
Consecutive OT Wins	7	2011-12 - 2012-13	Road OT Record	100-58	.633
	7	2002-03 - 2003-04			
	7	1984-85 - 1986-87			
	7	1961-62			
Consecutive OT Losses	4	2017-18			
	4	1969-70 - 1970-71			
	4	1972-73 - 1973-74			

LAKERS OFFENSIVE STATISTICS (SEASON-BY-SEASON)

MINNEAPOLIS

YEAR	GP	FGM	FGA	PCT	FTM	FTA	PCT	REB	AST	PF	PTS	AVG
1948-49	60	1885	5146	.366	1272	1759	.723	-	1134	1386	5042	84.0
1949-50	68	2139	5832	.367	1439	1943	.741	-	1406	1672	5717	84.1
1950-51	68	2084	5590	.373	1464	1989	.736	3409	1408	1801	5632	82.8
1951-52	66	2106	5833	.361	1436	1921	.748	3543	1389	1763	5648	85.6
1952-53	70	2166	5559	.390	1641	2221	.739	3406	1351	1917	5973	85.3
1953-54	72	2184	5803	.376	1512	2067	.731	3752	1323	1918	5880	81.7
1954-55	72	2506	6465	.388	1873	2517	.744	3865	1468	1935	6885	95.6
1955-56	72	2541	6543	.388	2066	2627	.786	4133	1689	1978	7148	99.3
1956-57	72	2584	6925	.373	2195	2899	.757	4581	1195	1887	7363	102.3
1957-58	72	2660	7192	.370	2246	3007	.747	5189	1322	1982	7566	105.1
1958-59	72	2779	7084	.392	2071	2718	.762	5149	1373	1874	7629	106.0
1959-60	75	3040	7883	.386	1965	2691	.730	5432	1444	1813	8045	107.3

LOS ANGELES

YEAR	GP	FGM	FGA	PCT	FTM	FTA	PCT	REB	AST	PF	PTS	AVG
1960-61	79	3401	8430	.403	2204	2999	.735	5816	1872	2043	9006	114.0
1961-62	80	3552	8315	.427	2378	3240	.734	5600	1878	2057	9482	118.5
1962-63	80	3506	7948	.441	2230	2931	.761	5282	1739	1775	9242	115.5
1963-64	80	3272	7438	.440	2230	2910	.766	5025	1676	1997	8774	109.7
1964-65	80	336	7628	.437	2276	2984	.763	5231	1601	1998	8948	111.9
1965-66	80	3597	8109	.444	2363	3057	.773	5334	1936	2035	9557	119.5
1966-67	81	3786	8466	.447	2191	2917	.751	5415	1906	2168	9764	120.5
1967-68	82	3827	8031	.477	2283	3143	.726	5225	1983	2152	9937	121.1
1968-69	82	3574	7620	.469	2056	3161	.650	4749	2068	1773	9204	112.2
1969-70	82	3668	7952	.461	1991	2641	.754	4154	2030	1896	9327	113.7
1970-71	82	3739	7857	.476	1933	2717	.711	4269	2205	1709	9411	114.8
1971-72	82	3920	7998	.490	2080	2833	.734	4628	2232	1636	9920	121.0
1972-73	82	3740	7819	.478	1679	2264	.742	4562	2302	1636	9159	117.7

YEAR	FGM	FGA	PCT	FTM	FTA	PCT	OR	DR	REB	AST	PF	STL	TO	BS	PTS	AVG
1973-74	3536	7803	.453	1879	2443	.769	1365	2970	4335	2179	2032	794	1913	653	8951	109.2
1974-75	3409	7577	.450	1641	2182	.752	1312	2763	4075	2091	2079	755	1785	423	8459	103.2
1975-76	3547	7622	.465	1670	2164	.772	1132	2870	4002	1939	2025	674	1612	528	8764	106.9
1976-77	3663	7657	.478	1437	1941	.740	1177	2628	3805	2057	1867	801	1538	445	8763	106.9
1977-78	3734	7672	.487	1576	2095	.752	1136	2647	3783	2229	1964	802	1548	409	9044	112.3
1978-79	3827	7397	.517	1606	2088	.769	949	2557	3506	2338	1851	793	1569	500	9260	110.9

YEAR	FGM	FGA	PCT	FTM	FTA	PCT	3PM	3PA	PCT	OR	DR	REB	AST	PF	STL	TO	BS	PTS	AVG
1979-80	3898	7368	.529	1622	2092	.775	20	100	.200	1085	2653	3738	2413	1784	774	1639	546	9437	115.1
1980-81	3780	7382	.512	1540	2113	.729	17	94	.181	1165	2491	3656	2363	1955	808	1557	551	9117	111.2
1981-82	3919	7585	.517	1549	2161	.717	13	94	.138	1258	2505	3763	2356	1999	848	1468	517	9400	114.6
1982-83	3964	7512	.528	1495	2031	.736	10	96	.104	1235	2433	3668	2519	1931	844	1584	479	9433	115.0
1983-84	3854	7250	.532	1712	2272	.754	58	206	.281	1095	2499	3594	2454	2054	726	1578	478	9478	115.6
1984-85	3952	7254	.545	1702	2232	.763	90	295	.305	1063	2550	3613	2575	1931	695	1537	481	9696	118.2
1985-86	3834	7343	.522	1812	2329	.778	138	409	.337	1101	2555	3656	2433	2031	683	1467	419	9618	117.8
1986-87	3740	7245	.516	2012	2350	.789	164	447	.367	1127	2515	3642	2428	1853	728	1358	482	9656	117.3
1987-88	3576	7078	.505	1956	2480	.789	142	478	.297	1073	2491	3564	2347	1715	672	1318	404	9250	112.8
1988-89	3584	7143	.502	2011	2508	.802	227	667	.340	1094	2612	3706	2282	1672	724	1344	421	9406	114.7
1989-90	3434	7010	.490	1902	2417	.787	309	841	.367	1097	2460	3562	2238	1741	655	1226	445	9079	110.7
1990-91	3343	6911	.484	1805	2261	.798	226	744	.304	1078	2440	3518	2091	1524	642	1203	384	8717	106.3
1991-92	3183	6977	.456	1744	2278	.766	119	445	.267	1156	2196	3352	1803	1543	756	1089	400	8229	100.4
1992-93	3309	6994	.473	1741	2304	.756	187	626	.299	1103	2288	3391	2013	1778	782	1266	431	8546	104.2
1993-94	3291	7316	.450	1410	1967	.717	241	803	.300	1260	2204	3464	1983	1877	751	1197	461	8233	100.4
1994-95	3284	7088	.463	1523	2072	.735	525	1492	.352	1126	2316	3442	2078	1933	750	1243	563	8616	105.1
1995-96	3216	6706	.480	1529	2049	.746	477	1359	.351	995	2303	3298	2080	1702	722	1163	516	8438	102.9
1996-97	3018	6642	.454	1613	2330	.692	551	1500	.367	1092	2414	3506	1845	1818	740	1222	575	8200	100.0
1997-98	3146	6536	.481	1863	2743	.679	497	1415	.351	1079	2471	3550	2099	1859	734	1256	556	8652	105.5
1998-99	1841	3935	.468	1027	1503	.683	241	685	.352	619	1482	2101	1095	1231	389	754	287	4950	99.0
1999-00	3137	6836	.459	1649	2368	.696	344	1047	.329	1117	2738	3855	1921	1841	613	1143	534	8267	100.8
2000-01	3209	6685	.465	1594	2333	.683	439	1275	.344	1085	2583	3668	1888	1872	564	1184	490	8251	100.6
2001-02	3150	6840	.461	1494	2138	.699	510	1439	.354	1022	2607	3629	1882	1823	625	1040	478	8304	101.3
2002-03	3091	6856	.451	1562	2129	.734	486	1367	.356	1078	2554	3632	1909	1874	639	1192	470	8230	100.4
2003-04	3028	6676	.454	1631	2352	.693	365	1115	.327	1001	2535	3536	1948	1732	682	1132	379	8052	98.2
2004-05	2895	6629	.437	1661	2137	.777	644	1813	.355	1028	2511	3539	1627	1794	508	1176	344	8095	98.7
2005-06	2992	6607	.453	1618	2172	.745	552	1583	.349	970	2488	3458	1734	1894	628	1143	350	8154	99.4
2006-07	3103	6664	.466	1660	2221	.747	608	1724	.353	886	2495	3831	1850	1889	600	1273	421	8474	103.3
2007-08	3248	6818	.476	1746	2270	.769	662	1751	.378	898	2722	3602	2003	1691	554	1156	438	8904	108.6
2008-09	3307	6981	.474	1607	2087	.770	547	1516	.361	1015	2587	3602	1908	1698	718	1103	420	8768	106.9
2009-10	3144	6875	.457	1519	1985	.765	532	1562	.341	973	2662	3635	1730	1592	612	1096	400	8339	101.7
2010-11	3128	6757	.463	1541	1979	.779	524	1487	.352	989	2616	3605	1801	1555	602	1073	422	8321	101.5
2011-12	2429	5319	.457	1202	1589	.756	362	1112	.326	799	2251	3050	1485	1109	399	937	351	6422	97.3
2012-13	3041	6640	.458	1584	2229	.692	715	2015	.355	942	2732	3674	1818	1467	576	1232	429	8381	102.2
2013-14	3139	6980	.450	1390	1835	.757	774	2032	.381	745	2620	3365	2060	1627	611	1239	446	8442	103.0
2014-15	3054	7020	.435	1433	1935	.741	532	1546	.344	952	2647	3599	1715	1741	578	1086	366	8073	98.5
2015-16	2880	6956	.414	1583	2028	.781	639	2016	.317	878	2645	3523	1478	1662	593	1124	337	7982	97.3
2016-17	3224	7164	.450	1397	1853	.754	730	2110	.346	933	2636	3569	1716	1698	674	1243	320	8575	104.6
2017-18	3338	7428	.461	1364	1910	.714	822	2384	.345	876	2927	3803	1949	1736	633	1295	388	8862	108.1
2018-19	3491	7425	.470	1336	1910	.699	847	2541	.333	835	2985	3820	2096	1701	618	1284	440	9165	111.8
2019-20	3006	6269	.480	1260	1728	.729	782	2242	.349	757	2490	3247	1803	1471	612	1077	468	8054	113.4
2020-21	2925	6197	.472	1241	1679	.739	796	2248	.354	695	2490	3185	1775	1377	562	1095	386	7887	109.5
2021-22	3415	7279	.469	1380	1884	.732	982	2826	.347	782	2826	3608	1968	1654	626	1191	425	9192	112.1

</

LAKERS DEFENSIVE STATISTICS (SEASON-BY-SEASON)

MINNEAPOLIS

YEAR	GP	FGM	FGA	PCT	FTM	FTA	PCT	REB	AST	PF	PTS	AVG	DIFF
1948-49	60											76.7	+7.3
1949-50	68											75.7	+8.4
1950-51	68											77.4	+4.4
1951-52	66											79.5	+6.1
1952-53	70											79.2	+6.1
1953-54	72											78.3	+3.4
1954-55	72											94.5	+1.1
1955-56	72											100.2	-0.9
1956-57	72											103.1	-0.8
1957-58	72											111.5	-6.4
1958-59	72											107.3	-1.3
1959-60	75											111.4	-4.1

(STATISTICS NOT RECORDED BY NBA)

LOS ANGELES

YEAR	GP	FGM	FGA	PCT	FTM	FTA	PCT	REB	AST	PF	PTS	AVG	DIFF
1960-61	79											114.1	-0.1
1961-62	80											120.0	-1.5
1962-63	80											112.4	+3.1
1963-64	80											108.7	+1.0
1964-65	80											109.9	+2.0
1965-66	80											116.4	+1.2
1966-67	81											120.2	+0.3
1967-68	82											115.6	+5.6
1968-69	82											108.1	+4.1
1969-70	82											111.8	+1.9
1970-71	82	3976	8511	.446	1567	2107	.744	4552	2076	1951	9159	111.7	+3.1
1971-72	82	3699	8553	.432	1515	1972	.768	4290	1994	1997	8913	108.7	+12.3
1972-73	82	3646	8409	.434	1167	1583	.737	4101	1963	1941	8459	103.3	+8.5

(STATISTICS NOT RECORDED BY NBA)

YEAR	FGM	FGA	PCT	FTM	FTA	PCT	OR	DR	REB	AST	STL	TO	BS	PTS	AVG	DIFF
1973-74	3667	8364	.438	1546	2044	.756	1525	2786	4311	2061	797	1719	430	8880	108.3	+0.9
1974-75	3595	7914	.454	1603	2117	.757	1422	2807	4229	2239	822	1606	442	8793	107.2	-4.0
1975-76	3515	7781	.450	1573	2148	.732	1384	2837	4221	2032	775	1564	363	8757	106.8	-0.1
1976-77	3648	7880	.452	1510	1990	.759	1348	2625	3973	1900	763	1599	362	8540	104.1	+2.8
1977-78	3797	7848	.463	1529	2050	.746	1365	2599	3964	2073	756	1570	379	8825	107.6	+2.7
1978-79	3727	7921	.484	1415	1931	.733	1288	2486	3774	2234	737	1542	359	9009	109.9	+5.0

YEAR	FGM	FGA	PCT	FTM	FTA	PCT	3PM	3PA	PCT	OR	DR	REB	AST	STL	TO	BS	PTS	AVG	DIFF
1979-80	3723	7921	.470	1430	1884	.759	78	274	.285	1312	2242	3554	2324	797	1420	382	8954	109.2	+5.9
1980-81	3581	7701	.465	1598	2158	.741	42	184	.228	1378	2274	3652	2280	754	1473	357	8802	107.3	+3.9
1981-82	3745	7679	.488	1433	2008	.714	78	213	.366	1275	2255	3530	2319	718	1483	435	9001	109.8	+4.9
1982-83	3734	7617	.490	1455	2008	.725	55	212	.259	1294	2166	3460	2389	766	1562	380	8978	109.5	+5.5
1983-84	3672	7600	.483	1763	2346	.751	63	223	.282	1253	2154	3407	2261	797	1443	376	9170	111.8	+3.8
1984-85	3665	7639	.480	1679	2244	.748	84	297	.283	1248	2078	3326	2313	756	1365	370	9093	110.9	+7.4
1985-86	3577	7450	.480	1778	2369	.751	51	247	.206	1104	2226	3330	2235	792	1330	359	8983	109.5	+7.7
1986-87	3520	7531	.467	1731	2265	.764	122	431	.283	1280	2174	3454	2232	721	1370	404	8893	108.5	+9.3
1987-88	3551	7467	.476	1538	2020	.761	131	439	.298	1175	2249	3424	2200	732	1246	390	8771	107.0	+5.8
1988-89	3541	7540	.470	1542	2051	.752	194	587	.330	1178	2222	3400	2157	752	1263	432	8818	107.5	+7.2
1989-90	3381	7247	.467	1586	2111	.751	175	519	.337	1131	2243	3385	2014	669	1200	426	8523	103.9	+6.8
1990-91	3354	7262	.462	1278	1700	.752	178	573	.311	1131	2187	3318	1998	668	1175	334	8164	99.6	+6.7
1991-92	3408	7095	.480	1329	1744	.762	174	596	.292	1234	2384	3618	2173	594	1256	389	8319	101.5	-1.1
1992-93	3438	7116	.483	1529	2050	.746	245	726	.337	1158	2411	3569	2130	686	1334	384	8650	105.5	-1.3
1993-94	3337	7008	.476	1683	2346	.717	228	723	.315	1284	2533	3817	2163	664	1344	427	8585	105.7	-4.3
1994-95	3299	7050	.468	1580	2233	.708	456	1294	.352	1283	2474	3757	2203	644	1390	489	8634	105.3	-0.2
1995-96	3118	6806	.458	1395	1891	.738	442	1203	.367	1146	2316	3462	2006	588	1334	483	8073	98.5	+4.4
1996-97	2922	6619	.441	1527	2126	.718	479	1379	.347	1110	2368	3478	1880	620	1341	388	7850	95.7	+7.7
1997-98	2984	6800	.439	1669	2281	.732	380	1071	.355	1123	2339	3462	1841	660	1281	423	8017	97.8	+7.7
1998-99	1759	3992	.441	1064	1501	.709	217	652	.332	628	1403	2031	1062	408	716	196	4799	96.0	+3.0
1999-00	2838	6824	.416	1518	2045	.742	372	1142	.326	1007	2531	3538	1597	627	1196	345	7566	92.3	+8.5
2000-01	2933	6815	.438	1595	2114	.754	413	1168	.354	981	2407	3388	1659	619	1073	324	7974	97.2	+3.4
2001-02	2872	6777	.424	1577	2072	.761	399	1259	.317	1016	2526	3542	1643	587	1148	354	7720	94.1	+7.1
2002-03	2976	6725	.443	1622	2133	.760	465	1223	.380	957	2495	3452	1753	644	1190	311	8039	98.0	+2.4
2003-04	2920	6640	.440	1472	1964	.749	420	1247	.337	922	2558	3480	1708	616	1254	308	7732	94.3	+3.9
2004-05	3141	6928	.453	1507	1931	.780	549	1522	.361	1023	2453	3476	2001	627	965	420	8338	101.7	-3.0
2005-06	2945	6547	.450	1585	2123	.747	474	1342	.353	893	2399	3292	1730	536	1158	354	7949	96.9	+2.5
2006-07	3097	6719	.461	1763	2320	.760	523	1462	.358	955	2508	3463	1798	649	1208	409	8480	103.4	-0.1
2007-08	3127	7022	.445	1501	1995	.752	554	1531	.362	988	2521	3509	1793	634	1168	368	8309	101.3	+7.3
2008-09	3050	6825	.447	1454	1931	.753	586	1700	.345	959	2440	3399	1854	635	1275	392	8140	99.3	+7.6
2009-10	3050	6840	.446	1332	1776	.750	520	1585	.328	914	2546	3460	1792	573	1159	363	7952	97.0	+4.7
2010-11	3008	6888	.437	1246	1628	.765	558	1668	.335	1002	2399	3401	1827	585	1116	372	8200	95.4	+6.1
2011-12	2492	5703	.437	901	1215	.742	443	1274	.348	758	1946	2704	1446	556	745	302	6288	95.9	+1.4
2012-13	3253	7180	.453	1167	1594	.732	613	1718	.357	947	2551	3498	1918	696	1061	396	8326	101.0	+1.2
2013-14	3440	7350	.468	1412	1942	.727	666	1843	.361	1068	2950	4018	2112	790	1164	387	8958	109.2	-6.2
2014-15	3180	6817	.466	1577	2118	.745	697	1921	.363	824	2797	3621	1966	611	1068	396	8634	105.3	-6.8
2015-16	3323	7023	.473	1420	1942	.731	700	2016	.347	897	2915	3812	2022	617	1037	458	8766	106.9	-9.6
2016-17	3405	7053	.483	1499	1966	.762	830	2245	.370	843	2801	3644	2110	698	1188	440	9139	111.5	-6.9
2017-18	3366	7374	.456	1402	1843	.761	855	2469	.346	840	2835	3675	2332	682	1170	447	8989	109.6	-1.5
2018-19	3438	7610	.452	1459	1862	.784	971	2784	.349	924	2918	3842	2053	683	1167	421	9306	113.5	-1.7
2019-20	2773	6187	.448	1270	1626	.781	827	2373	.349	668	2333	3001	1662	585	1130	263	7643	107.6	+5.8
2020-21	2862	6221	.460	1144	1475	.776	818	2321	.352	634	2392	3026	1776	593	1095	327	7686	106.8	+2.7
2021-22	3491	7424	.470	1428	1911	.747	1032	2935	.352	902	2920	3822	2154	684	1152	338	9442	115.1	-3.0

ALL-TIME NUMERICAL ROSTER

LOS ANGELES ERA

00

Calvin Garrett
Benoit Benjamin

0

Orlando Woolridge
Soumaila Samake
Andrew Goudelock
Nick Young
Kyle Kuzma
Russell Westbrook

1

Earl Jones
Wes Matthews
Anthony Peeler
Maurice Carter
Caron Butler
William Parker
Javaris Crittenton
Jordan Farmar
Joe Smith
Darius Morris
D'Angelo Russell
K. Caldwell-Pope
Trevor Ariza

2

Kenny Carr
Rory Sparrow
Anthony Miller
Derek Fisher
Aaron McKie
Elias Harris
MarShon Brooks
Wayne Ellington
Brandon Bass
Lonzo Ball
Quinn Cook
Andre Drummond
Wayne Ellington

3

Elmore Smith
Jeff Lamp
Jay Vincent
Sedale Threatt
Devean George
Shammond Williams
Trevor Ariza
Devin Ebanks
Shawne Williams
Manny Harris
Anthony Brown
Corey Brewer
Isaiah Thomas
Josh Hart
Anthony Davis

4

Adrian Dantley
Byron Scott
Frankie King
Ron Harper
Luke Walton
Antawn Jamison
Ryan Kelly
Marcelo Huertas
Alex Caruso
Rajon Rondo
D.J. Augustin

5

Dick Barnett
Jim McMillian
Tom Abernathy
Jim Price
Eddie Jordan
Duane Cooper
Robert Horry
Ime Udoka
Tierre Brown
Jordan Farmar
Steve Blake
Carlos Boozer
Jose Calderon
Josh Hart
Tyson Chandler
Talen Horton-Tucker

6

Chucky Brown
Eddie Jones
Jelani McCoy
Maurice Evans
Adam Morrison
Josh McRoberts
Earl Clark
Kent Bazemore
Jordan Clarkson
Derrick Williams
Lance Stephenson
LeBron James

7

Kenny Carr
Marty Byrnes
Demetrius Calip
Trevor Young
Lester Conner
Derek Strong
Larry Krystkowiak
Sam Jacobson
Isaiah Rider
Brian Cook
Lamar Odom
Ramon Sessions
Darius Johnson-Odom
Xavier Henry
Larry Nance Jr.
Isaiah Thomas
JaVale McGee
Ben McLemore
Carmelo Anthony

8

Jim Brewer
Doug Christie
Randolph Keys
Kobe Bryant*

9

Jim Chones
Nick Van Exel
Bryon Russell
Chucky Atkins
Laron Proffitt
Sun Yue
Matt Barnes
Chris Kaman
Ronnie Price
Marcelo Huertas
Luol Deng
Rajon Rondo
Wesley Matthews
Kent Bazemore

10

Corky Calhoun
Norm Nixon
Larry Drew
Tyronn Lue
Lindsey Hunter
Vladimir Radmanovic
Trey Johnson
Steve Nash
David Nwaba
Tyler Ennis
Sviatoslav Mykhailiuk
Scott Machado
Jemerrio Jones
Jared Dudley
DeAndre Jordan

11

Frank Selvy
Gail Goodrich
Jim Cleamons
Jim McDaniels
Bo Lamar
Charlie Scott
Bob McAdoo
J.R. Reid
John Celestand
Joe Crispin
Karl Malone
Devin Green
Coby Karl
Wesley Johnson
Tyler Ennis
Brook Lopez
Michael Beasley
Avery Bradley
Malik Monk

12

Gene Wiley
Fred Crawford
Pat Riley
Don Chaney
Ronnie Lester
Vlade Divac
Jerome Kersey
Derek Harper
Mike Penberthy
Jannero Pargo
Shannon Brown
Dwight Howard
Kendall Marshall
Vander Blue
Channing Frye
Devontae Cacok

13

Wilt Chamberlain*
Dwight Jones

14

Ray Felix
Hub Reed
Darrall Imhoff
John Tresvant
Leroy Ellis
Brad Holland
David Rivers
Sam Perkins
Stanislav Medvedenko
Ira Newble
Troy Murphy
Brandon Ingram
Danny Green
Marc Gasol
Stanley Johnson

15

Mel Gibson
Bob Boozer
Henry Finkel
Willie McCarter
Jim Price
Ron Williams
John Roche
Ernie DiGregorio
Ron Carter
Butch Lee
Eddie Jordan
Tony Bobbitt
Metta World Peace
Jabari Brown
Thomas Robinson
Nigel Hayes
Moritz Wagner
Montrezl Harrell
Austin Reaves

16

John Salley
Pau Gasol

17

Rick Fox
Andrew Bynum
Jeremy Lin
Roy Hibbert
Vander Blue
Isaac Bonga
Dennis Schröder

18

Kurt Rambis
Sasha Vujacic
Dion Waiters

19

Tony Campbell
Johnathan Williams

20

Tom Hawkins
Don Nelson
Dick Garrett
Ernie Killum
Nate Hawthorne
Brian Winters
Don Freeman
Allen Murphy
Cornell Warner
Maurice Lucas
Milt Wagner
Terry Teagle
Danny Young
Rumeal Robinson
Jon Barry
Brian Shaw
Gary Payton
Jumaine Jones
Jodie Meeks
Dwight Buycks
Timofey Mozgov
Andre Ingram
Avery Bradley

21

Bob Leonard
Bobby Smith
Jim King
Archie Clark
Johnny Egan
Flynn Robinson
Walt Wesley
Cliff Meely
Mack Calvin
Johnny Neumann
Michael Cooper
Ruben Patterson
Kareem Rush
Ronny Turiaf
Josh Powell
Chris Duhon
Ed Davis
Travis Wear
Zach Norvell
JR Smith
Darren Collison

22

Elgin Baylor*

23

Jim Barnes
Stu Lantz
Lou Hudson
Tony Jackson
Jerome Henderson
Reggie Jordan
Cedric Ceballos
Mario Bennett
Mitch Richmond
Von Wafer
Lou Williams
Gary Payton II
LeBron James

24

Gary Alcorn
Bobby Sims
Ron Horn
John Wetzel
Keith Erickson
Kermit Washington
Ron Boone
Butch Carter
Adrian Branch
Steve Bucknall
George Lynch
Lloyd Daniels
Fred Roberts
Trevor Wilson
George McCloud
Shea Seals
Jim Jackson
Kobe Bryant*

25

Leroy Ellis
Gail Goodrich*
Ollie Mack
Alan Hardy
Mitch Kupchak
Keith Owens
Eddie Jones

26

Dan Schayes

LOS ANGELES ERA

27

Jordan Hill

28

DJ Mbenga
Jason Kapono
Tarik Black
Quinn Cook
Alfonzo McKinnie

30

Cliff Anderson
Bill Hewitt
Fred Hetzel
William Turner
Roger Brown
Cornell Warner
Marv Roberts
Brad Davis
Kevin McKenna
Irving Thomas
Alex Blackwell
George Lynch
Kurt Rambis
Tracy Murray
Julius Randle
Troy Daniels
Damian Jones
Jay Huff

31

MeI Counts
John Trapp
Zelmo Beatty
Spencer Haywood
Kurt Rambis
Mark McNamara
Sam Bowie
Jamal Sampson
Chris Mihm
Thomas Bryant
Mike Muscala
Isaiah Thomas

32

Jim Krebs
Jerry Grote
Bill Bridges
Cazzie Russell
Earvin Johnson*

33

Rod Hundley
Cotton Nash
John Fairchild
Tom Hawkins
Mike Lynn
Travis Grant
Cazzie Russell
K. Abdul-Jabbar*

34

John Block
Erwin Mueller
Stan Love
Myles Patrick
Clay Johnson
Petur Gudmundsson
Ray Tolbert
Tony Smith
George Lynch
Shaquille O'Neal*

35

Rudy LaRusso
Rick Roberson
Bill Bridges
Don Ford
Joe Cooper
Billy Ray Bates
Larry Spriggs
Tony Brown
Doug Christie
Joe Kleine
Mark Madsen
Reggie Bullock
Wenyen Gabriel

37

Metta World Peace
K. Antetokounmpo
Mac McClung

38

Chaundee Brown Jr.

39

Dwight Howard

40

Bill McGill
Jerry Chambers
Cliff Anderson
Lucius Allen
Dave Robisch
Mike McGee
Antonio Harvey
Travis Knight
Greg Foster
Ivica Zubac
Mason Jones

41

C.J. Kupec
Mitch Kupchak
Swen Nater
Elden Campbell
Glen Rice

42

Walt Hazzard
Connie Hawkins
Lucius Allen
James Edwards
James Worthy*

43

Earl Tatum
Chuck Nevitt
Frank Brickowski
Mychal Thompson
Cliff Robinson
Corie Blount
Brian Cook

44

Jerry West*

45

A.C. Green
Sean Rooks
Derrick Caracter
Sekou Doumbouya

49

Melvin McCants

50

Steve Mix
Theo Ratliff
Robert Sacre
Jemerrio Jones

52

Ron Johnson
Bob McNeill
Dennis Hamilton
Jay Carty
Happy Hairston
Jamaal Wilkes*
Mike Smrek
Samaki Walker

53

James Edwards

54

Howard Joliff
Mark Landsberger
Jack Haley
Horace Grant
Kwame Brown

55

Wayne Yates
Billy Thompson
Mike Higgins
Jawann Oldham
Brian Grant

66

Andrew Bogut

73

Dennis Rodman

88

Christian Eyenga
Markieff Morris

*Includes only
players who have
appeared in the
regular season.*

Nos. as available

MINNEAPOLIS ERA

4

Joe Hutton

10

Herm Schaefer

11

Mike Bloom
Billy Hassett
Lew Hitch
Jim Paxson
Frank Selvy

12

Don Smith
Gene Stump
Ed Beach
Howie Schultz
Jim Holstein
Bobby Watson
Alex "Boo" Ellis

13

Tony Jaros
Jim Holstein
Corky Devlin

14

Earl Gardner
Bud Grant
Paul Walther
Joe Hutton
Larry Foust
Ray Felix

15

Don Carlson
Kevin O'Shea
Joe Hutton
Howie Schultz
Dick Schnittker

16

Johnny Jorgensen
Bob Harrison
Dick Garmaker
Nick Mantis

17

Jim Pollard^
Ron Sobie

18

Ray Ellefson
Arnie Ferrin
Frank Saul
Bob Carney
Don Sunderlage
Chuck Mencil

19

Jack Dwan
Vern Mikkelsen^

20

Ed "Whitey"
Kachan
Normie Glick
Bud Grant
Myer "Whitey"
Skoog
Tom Hawkins

21

Bob Leonard

22

Don Forman
Slater Martin^
Ron Feiereisel
McCoy Ingram
George Brown
Elgin Baylor*

23

Ed Kalafat
Alex "Boo" Ellis

24

Dick Schnittker
Walter Dukes
Bob Smith

27

Art Spoelstra

30

Steve Hamilton
Alex "Boo" Ellis

32

Jim Krebs

33

Bob Williams
Rod Hundley

34

Clyde Lovellette^

35

Rudy LaRusso

44

Chuck Share

50

Bob Burrow
Ed Fleming

70

Ed Flemming
Frank Selvy

89

Clyde Lovellette^

99

George Mikan^

* Retired Number;

^Honored Minneapolis Lakers Hall of Famers

ALL-TIME COLLEGIATE ROSTER

UCLA (23)

Trevor Ariza	2007-09, 21-22
Kareem Abdul-Jabbar	1975-89
Lucius Allen	1974-77
Lonzo Ball	2017-19
Matt Barnes	2010-12
Darren Collison	2021-22
Keith Erickson	1968-73
Jordan Farnar	2006-10, 13-14
Greg Foster*	2000-01
Gail Goodrich	1965-68, 70-76
Jack Haley	1991-92
Walt Hazzard	1964-67
Brad Holland	1979-81
Jason Kapono	2011-12
Mike Lynn	1969-70
Jelani McCoy	2001-02
Tracy Murray	2002-03
Swen Nater	1983-84
Keith Owens	1991-92
Travis Wear*	2017-18
Jamal Wilkes	1977-85
Trevor Wilson	1993-94
Russell Westbrook	2021-22

NORTH CAROLINA (17)

Steve Bucknall	1989-90
Reggie Bullock	2018-19
Ed Davis	2014-15
Wayne Ellington	2014-15, 21-22
Rick Fox	1997-04
Danny Green	2019-20
Atawn Jamison	2012-13
Mitch Kupchak	1981-86
George Lynch	1993-96
Kendall Marshall	2013-14
Bob McAdoo	1981-85
Sam Perkins	1990-93
J.R. Reid	1998-99
Charlie Scott	1977-78
Travis Wear*	2017-18
Shammond Williams	2006-07
James Worthy	1982-94

MINNESOTA (15)

Jim Brewer	1980-82
Don Carlson	1948-50
Archie Clark	1966-68
Dick Garmaker	1955-59
Bud Grant	1949-51
Lou Hudson	1977-79
Ron Johnson	1960-61
Sam Jacobson	1998-00
Tony Jaros	1948-51
Ed Kalafat	1954-57
Mark Landsberger*	1979-83
Charles Mencil	1955-57
Whitey Skoog	1951-57
Donald Smith	1948-49
Mychal Thompson	1986-91

KENTUCKY (13)

Sam Bowie	1993-95
Bob Burrow	1957-58
Anthony Davis	2019-22
Wenyen Gabriel	2021-22
Jodie Meeks	2012-14
Malik Monk	2021-22
Cotton Nash	1970-76
Julius Randle	2014-18
Pat Riley	1970-76
Rajon Rondo	2018-20, 21-22
Irving Thomas*	1990-91
Jack Tingle	1948-49
Bobby Watson	1954-55

KANSAS (12)

Tarik Black*	2014-17
Bill Bridges	1972-75
Roger Brown	1972-73
Wilt Chamberlain	1968-73
Xavier Henry	2013-15
Clyde Lovellette	1953-57
Ben McLemore	2020-21
Markieff Morris	2019-21
Sviatoslav Mykhailiuk	2018-19
Thomas Robinson	2016-17
Dave Robisch	1977-79
Walt Wesley	1975-76

MICHIGAN (12)

Chaundee Brown Jr.*	2021-22
Demetrius Calip	1991-92
Alan Hardy	1980-81
Manny Harris	2013-14
Bob Harrison	1949-53
C.J. Kupec	1975-77
Mike McGee	1981-86
Darius Morris	2011-13
Glen Rice	1998-00
Rumeal Robinson	1996-97
Cazzie Russell	1974-77
Moritz Wagner	2018-19

MARQUETTE (9)

Vander Blue	2014-15, 17-18
Dwight Buycks	2014-15
Jim Chones	1979-81
Darius Johnson-Odom	2012-13
Butch Lee	1979-80
Maurice Lucas	1985-86
Wesley Matthews	2020-21
Tony Smith	1990-95
Earl Tatum	1976-78

LOUISVILLE (8)

Derrick Character*	2010-12
Earl Clark	2012-13
Montrezl Harrell	2020-21
Allen Murphy	1976-77
Jim Price	1972-75, 78-79
Billy Thompson	1986-88
Milt Wagner	1987-88
Samaki Walker	2001-03

NOTRE DAME (8)

Adrian Dantley	1977-79
Billy Hassett*	1949-50
Tom Hawkins	1959-62, 66-69
Joe Klein*	1996-97
Troy Murphy	2011-12
Kevin O'Shea	1950-51
David Rivers	1988-89
Orlando Woolridge	1988-90

CINCINNATI (7)

Corie Blount	1995-99
Tony Bobbitt	2004-05
Jim Holstein	1952-55
Ruben Patterson	1998-99
Rick Robertson	1969-71
Lance Stephenson	2018-19
Nick Van Exel	1993-98

DUKE (7)

Carlos Boozer	2014-15
Quinn Cook	2019-21
Luol Deng	2016-18
Chris Duhon	2012-13
Brandon Ingram	2016-19
Ryan Kelly	2013-16
Josh McRoberts	2011-12

INDIANA (7)

Tom Abernathy	1976-78
Thomas Bryant	2017-18
Butch Carter	1980-81
Rod Horn	1962-63
Bob Leonard	1956-61
Herm Schaefer	1948-50
Ray Tolbert	1987-88

MISSOURI (7)

Jabari Brown*	2014-15
Jordan Clarkson*	2014-18
Larry Drew	1989-91
Clay Johnson	1981-83
Anthony Peeler	1992-96
Kareem Rush	2002-05
Johnathan Williams*	2018-19

ARIZONA (6)

Channing Frye	2017-18
Jordan Hill	2011-15
Stanley Johnson	2021-22
Sean Rooks	1996-99
Luke Walton	2003-12
Derrick Williams	2017-18

DEPAUL (6)

Ron Feireisel	1955-56
Johnny Jorgensen	1948-49
Edwin "Whitey" Kachan	1948-49
George Mikan	1948-54, 55-56
Ron Sobie	1959-60
Gene Stump	1949-50

GONZAGA (6)

Elias Harris	2013-14
Adam Morrison	2009-10
Zach Norvell	2019-20
Robert Sacre	2012-16
Ronny Turiaf	2005-08
Johnathan Williams*	2018-19

OREGON STATE (6)

Jay Carty	1968-69
Lester Conner	1994-95
Mel Counts	1966-70, 72-74
A.C. Green	1985-93, 99-00
Gary Payton	2003-04
Gary Payton II	2017-18

SYRACUSE (6)

Carmelo Anthony	2021-22
Marty Byrnes	1979-80
Tyler Ennis	2016-18
Wesley Johnson*	2013-15
Dan Schayes	1993-94
Dion Waiters	2019-20

USC (6)

John Block	1966-67
Mack Calvin	1976-77
Duane Cooper	1992-93
Bill Hewitt	1968-70
Cliff Robinson	1991-92
Nick Young	2013-17

WEST VIRGINIA (6)

Ed Beach	1950-51
Devin Ebanks	2010-13
Rod Hundley	1957-63
Robert Smith	1959-60, 61-62
Jerry West	1960-74
Ron Williams	1975-76

MARYLAND (5)

Steve Blake	2010-14
Adrian Branch	1986-87
Brad Davis	1977-79
Laron Profit	2005-06
Joe Smith	2010-11

OHIO STATE (5)

Tony Campbell	1987-89
Jim Clemons	1971-72
Jim Jackson	2005-06
D'Angelo Russell	2015-17
Dick Schnittker	1953-58

TEXAS (5)

D.J. Augustin	2021-22
Avery Bradley	2019-20, 21-22
Maurice Evans*	2006-07
Slater Martin	1949-56
Chris Mihm	2004-09

UTAH (5)

Andrew Bogut	2017-19
Jerry Chambers	1966-67
Arnie Ferrin	1948-51
Kyle Kuzma	2017-21
Bill McGill	1964-65

ARKANSAS (4)

Tony Brown	1990-91
Mason Jones	2021-22
Joe Kleine*	1996-97
Jannero Pargo	2002-04

ARIZONA STATE (4)

Mario Bennett	1997-98
Dennis Hamilton	1967-68
Mark Landsberger*	1979-83
Byron Scott	1983-93, 96-97

DAYTON (4)

K. Antetokounmpo	2019-21
Henry Finkel	1966-67
Johnny Horan	1955-56
Jim Paxson	1956-57

FLORIDA STATE (4)

Tony Jackson	1980-81
George McCloud	1996-97
Irving Thomas*	1990-91
Von Wafer	2005-06

ILLINOIS (4)

Brian Cook	2003-07
Don Freeman	1975-76
Derek Harper	1998-99
Don Sunderlage	1954-55

JACKSON STATE (4)

Lindsey Hunter*	2001-02
McCoey Ingram	1957-58
Trey Johnson*	2010-11
Cornell Warner	1975-77

KANSAS STATE (4)

Michael Beasley	2018-19
Bob Boozer	1965-66
Law Hitch	1951-53, 54-56
Mitch Richmond	2001-02

MICHIGAN STATE (4)

Shannon Brown	2009-11
Earvin Johnson	1979-91, 95-96
Anthony Miller	1994-96
Jay Vincent	1989-90

NC STATE (4)

Chucky Brown	1991-92
Kenny Carr	1977-80
Chuck Nevitt	1984-86
Josh Powell	2008-10

STANFORD (4)

Anthony Brown	2015-17
Brook Lopez	2017-18
Mark Madsen	2000-03
Jim Pollard	1948-55

*Includes players who have appeared in regular season;
* played at multiple schools*

ALL-TIME COLLEGIATE ROSTER

TULSA (4)

Jordan Clarkson*	2014-18
Joe Cooper*	1982-83
Jim King	1963-66
Shea Seals	1997-98

WYOMING (4)

Larry Nance Jr.	2015-18
John Pilch	1951-52
Theo Ratliff	2010-11
Flynn Robinson	1971-73

CALIFORNIA (3)

Darrall Imhoff	1964-68
Mark McNamara*	1988-90
Jamal Sampson	2003-04

COLORADO (3)

Joe Cooper*	1982-83
Ray Ellefson*	1948-49
Cliff Meely	1975-76

CONNECTICUT (3)

Caron Butler	2004-05
Andre Drummond	2020-21
Travis Knight	1996-97, 98-00

GEORGETOWN (3)

Roy Hibbert	2015-16
Billy Hassett*	1949-50
Mac McClung*	2021-22

GEORGIA (3)

K. Caldwell-Pope	2017-21
Antonio Harvey*	1993-95
Jumaine Jones	2004-05

GEORGIA TECH (3)

Jon Barry*	1997-98
Javaris Crittenton	2007-08
John Salley	1999-00

HAMLIN (3)

Joe Hutton	1950-52
Vern Mikkelsen	1949-59
Howie Schultz	1951-53

IOWA (3)

Connie Hawkins	1973-75
Ronnie Lester	1984-86
Don Nelson	1963-65

KENTUCKY STATE (3)

Bill Ray Bates	1982-83
Travis Grant	1972-74
Elmore Smith	1973-75

LOUISIANA STATE (3)

Brandon Bass	2015-16
Maurice Carter	2003-04
Shaquille O'Neal	1996-04

MEMPHIS [STATE] (3)

Tarik Black*	2014-17
Shawne Williams	2013-14
Wayne Yates*	1961-62

NEW MEXICO (3)

Michael Cooper	1978-90
Don Ford*	1975-80
Jerome Henderson	1985-86

NEW MEXICO STATE (3)

Jemerrio Jones*	2018-19, 21-22
Reggie Jordan	1993-94
Wayne Yates*	1961-62

NIAGARA (3)

Boo Ellis	1958-60
Bo Erias	1957-58
Ed Fleming	1957-60

PROVIDENCE (3)

MarShon Brooks	2013-14
Ernie DiGregorio	1977-78
John Egan	1968-70

SANTA CLARA (3)

Mark McNamara*	1988-90
Steve Nash	2012-15
Kurt Rambis	1981-88, 93-95

SEATTLE (3)

Elgin Baylor*	1958-72
Jawann Oldham	1989-90
John Tresvant	1969-71

SOUTHERN ILLINOIS (3)

Dick Garrett	1969-70
Antonio Harvey*	1993-95
Nate Hawthorne	1973-74

TEMPLE (3)

Mike Bloom	1948-49
Eddie Jones	1994-99
Aaron McKie	2005-07

UTEP (3)

Jim Barnes	1966-68
Derrick Character*	2010-12
Greg Foster*	2000-01

VILLANOVA (3)

John Celestand	1999-00
Josh Hart	2017-19
Rory Sparrow	1991-92

WASHINGTON (3)

James Edwards	1977-78, 92-94
Petur Gudmundsson	1985-86
Isaiah Thomas	2017-18, 21-22

WICHITA STATE (3)

Maurice Evans*	2006-07
Austin Reeves*	2021-22
Gene Wiley	1962-66

ALCON STATE (2)

Lindsey Hunter*	2001-02
Trey Johnson*	2010-11

AMERICAN (2)

Andre Ingram	2017-19
Kermit Washington	1973-78

BYU (2)

John Fairchild	1965-66
Fred Roberts	1995-96

CLEMSON (2)

Elden Campbell	1990-99
Horace Grant	2000-01, 03-04

CREIGHTON (2)

Benoit Benjamin	1992-93
Kevin McKenna	1981-82

HOUSTON (2)

Don Chaney	1976-78
Dwight Jones	1982-83

IOWA STATE (2)

Talen Horton-Tucker	2019-22
Wesley Johnson*	2013-15

LOYOLA MARYMOUNT (2)

Normie Glick	1949-50
Jerry Grote	1964-65

MIAMI, OH (2)

Ron Harper	1999-01
Ira Newble	2007-08

NEBRASKA (2)

Stu Lantz	1974-76
Tyrron Lue	1998-01

NYU (2)

Donnie Forman	1948-49
Happy Hairston	1969-75

OREGON (2)

Jabari Brown*	2014-15
Stan Love	1973-75

PEPPERDINE (2)

Doug Christie	1992-94
Bob Sims	1961-62

PENN STATE (2)

Frank Brickowski	1986-87
Joe Crispin	2001-02

SAN FRANCISCO (2)

Erwin Mueller	1967-68
Ime Udoka*	2003-04

ST. JOHNS (2)

M. World Peace	2009-13, 15-17
Leroy Ellis	1962-66, 71-73

ST. JOSEPH'S (2)

Cliff Anderson	1967-69
Bob McNeill	1961-62

SETON HALL (2)

Walter Dukes	1956-57
Frank Saul	1951-54

SOUTH CAROLINA (2)

John Roche	1975-76
Brian Winters	1974-75

TEXAS A&M (2)

Alex Caruso	2017-21
DeAndre Jordan	2021-22

UCSB (2)

Don Ford*	1975-80
Brian Shaw*	1999-03

UNLV (2)

Isaiah Rider	2000-01
John Trapp	1971-73

VIRGINIA (2)

Jay Huff	2021-22
Jeff Lamp	1987-89

WESTERN CAROLINA (2)

Mel Gibson	1963-64
Frankie King	1995-96

WESTERN KENTUCKY (2)

Jim McDaniels	1975-76
Art Spoelstra	1957-58

WISCONSIN (2)

Wes Matthews	1986-88
Nigel Hayes	2017-18

XAVIER (2)

Brian Grant	2004-05
Derek Strong	1995-96

AKRON (1)

Bill Turner	1972-73
-------------	---------

ALABAMA (1)

Robert Horry	1996-03
--------------	---------

ARKANSAS LITTLE ROCK (1)

Derek Fisher	1996-2004, 07-12
--------------	------------------

AUBURN (1)

Myles Patrick	1980-81
---------------	---------

AUGSBURG (1)

Devean George	1999-06
---------------	---------

AUSTIN PEAY (1)

Calvin Garrett*	1983-84
-----------------	---------

BAYLOR (1)

Terry Teagle	1990-92
--------------	---------

BOISE STATE (1)

Coby Karl	2007-08
-----------	---------

BOSTON COLLEGE (1)

Jared Dudley	2019-21
--------------	---------

BUCKNELL (1)

Mike Muscala	2018-19
--------------	---------

BOWLING GREEN STATE (1)

Charlie Share	1959-60
---------------	---------

BRADLEY (1)

Robert Carney	1954-55
---------------	---------

CAL-STATE FULLERTON (1)

Cedric Ceballos	1994-97
-----------------	---------

CAL-POLY SLO (1)

David Nwaba	2016-17
-------------	---------

CANISIUS (1)

Mike Smrek	1986-88
------------	---------

CENTRAL MICHIGAN (1)

Chris Kaman	2013-14
-------------	---------

COLL. OF CHARLESTON (1)

Andrew Goudelock	2011-13
------------------	---------

COLLEGE OF IDAHO (1)

Elgin Baylor*	1958-72
---------------	---------

COLUMBIA (1)

Jim McMillian	1971-73
---------------	---------

DARTMOUTH (1)

Rudy LaRusso	1959-67
--------------	---------

DAVIDSON (1)

Fred Hetzel	1970-71
-------------	---------

DEPAUW (1)

Earl Gardner	1948-49
--------------	---------

DETROIT (1)

Spencer Haywood	1979-80
-----------------	---------

DISTRICT OF COLUMBIA (1)

Earl Jones	1984-85
------------	---------

DRAKE (1)

Willie McCarter	1969-71
-----------------	---------

DUQUESNE (1)

Norm Nixon	1977-83
------------	---------

EAST CAROLINA (1)

Oliver Mack	1979-80
-------------	---------

*Includes players who have played in regular season;
* played at multiple schools*

ALL-TIME COLLEGIATE ROSTER

EASTERN ILLINOIS (1)

Alfonzo McKinnie* 2020-21

FLORIDA (1)

Corey Brewer 2016-18

FLORIDA A&M (1)

Bob Williams 1955-57

FRESNO STATE (1)

Gary Alcorn 1960-61

FORDHAM (1)

William Parker 2005-07

FURMAN (1)

Frank Selvy 1957-58, 59-64

GEORGE WASHINGTON (1)

Walter Devlin 1957-58

GREEN BAY (1)

Alfonzo McKinnie* 2020-21

HAMLIN (1)

Jim Fritsche 1953-54

HAMPTON (1)

Devin Green 2005-06

HARVARD (1)

Jeremy Lin 2014-15

HILL COLLEGE (1)

Jermerio Jones* 2018-19, 21-22

HOWARD (1)

Larry Spriggs 1983-86

IDAHO STATE (1)

Ron Boone 1978-80

IONA COLLEGE (1)

Scott Machado 2018-19

LA SALLE (1)

Larry Foust 1957-59

LONG BEACH STATE (1)

Bryon Russell 2003-04

LONG ISLAND (1)

Ray Felix 1959-62

LONGWOOD (1)

Jerome Kersey 1996-97

LOUISIANA TECH (1)

Karl Malone 2003-04

LOYOLA (CHICAGO) (1)

Jack Dwan 1948-49

THE MASTERS COLLEGE (1)

Mike Penberthy 2000-02

MCNEESE STATE (1)

Tierre Brown 2004-05

MISSISSIPPI (1)

Johnny Neumann 1976-77

MONMOUTH (1)

Alex Blackwell 1992-93

MONTANA (1)

Larry Krystkowiak 1996-97

MOREHEAD STATE (1)

Steve Hamilton 1958-60

MT. SAN ANTONIO (1)

Lloyd Daniels 1994-95

NEVADA (1)

JaVale McGee 2018-20

NEVADA-RENO (1)

Ramon Sessions 2011-12

NICHOLLS STATE (1)

Ronnie Price* 2014-15

NORTHERN COLORADO (1)

Nike Higgins 1989-90

NORTHWESTERN (1)

Nick Mantis 1959-60

OHIO (1)

Howard Jolliff 1960-63

OKLAHOMA (1)

Austin Reeves* 2021-22

OKLAHOMA CITY (1)

Hub Reed 1963-64

OKLAHOMA ST. [A&M] (1)

Ray Ellefson* 1948-49

OLD DOMINION (1)

Kent Bazemore 2013-14, 21-22

ORAL ROBERTS (1)

Calvin Garrett* 1983-84

PACIFIC (1)

Jon Barry* 1997-98

PENNSYLVANIA (1)

Corky Calhoun 1974-76

PFEIFFER (1)

Antonio Harvey* 1993-95

PORTLAND STATE (1)

Ime Udoka* 2003-04

PRAIRE VIEW A&M (1)

Zelmo Beatty 1974-75

PURDUE (1)

Mel McCants 1989-90

RHODE ISLAND (1)

Lamar Odom 2004-11

RUTGERS (1)

Eddie Jordan 1980-84

SAINT MARY'S (1)

Brian Shaw* 1999-03

SE OKLAHOMA STATE (1)

Dennis Rodman 1998-99

SOUTH FLORIDA (1)

Chucky Atkins 2004-05

SMU (1)

James Krebs 1957-64

SOUTHERN MISS (1)

Randolph Keys 1994-95

SW LOUISIANA (1)

Dwight Lamar 1976-77

ST. BONAVENTURE (1)

Fred Crawford 1967-69

STETSON (1)

Earnie Killum 1970-71

TENNESSEE (1)

Lefty Walther 1949-50

TENNESSEE STATE (1)

Dick Barnett 1962-65

TEXAS TECH (1)

Mac McClung* 2021-22

TOLEDO (1)

Steve Mix 1982-83

UNC WILMINGTON (1)

Devontae Cacok 2019-21

UTAH STATE (1)

Marv Roberts 1976-77

UTAH VALLEY STATE (1)

Ronnie Price* 2014-15

VANDERBILT (1)

Damian Jones 2020-21

VCU (1)

Troy Daniels 2019-20

VIRGINIA TECH (1)

John Wetzell 1967-68

VMI (1)

Ron Carter 1978-79

WAKE FOREST (1)

Chaundee Brown Jr.* 2021-22

WAYNE STATE (1)

George Brown 1957-58

WEST TEXAS A&M (1)

Ray Ellefson* 1948-49

WEST VIRGINIA TECH (1)

Sedale Threatt 1991-96

Includes players who have appeared in regular season;

** played at multiple schools*

ALL-TIME LAKERS WITH NBA G LEAGUE EXPERIENCE

Kostas Antetokounmpo[^]
Brandon Bass
Matt Barnes
Kent Bazemore
Tarik Black*
Avery Bradley
Anthony Brown*
Vander Blue[^]
Tony Bobbitt
Isaac Bonga*
MarShon Brooks
Chaundee Brown Jr.[^]
Jabari Brown*
Shannon Brown
Tierre Brown
Thomas Bryant*
Dwight Buycks
Devontae Cacok[^]
Alex Caruso[^]
Derrick Carter
Maurice Carter
Earl Clark

Jordan Clarkson*
Darren Collison*
Quinn Cook
Javaris Crittenton
Troy Daniels
Ed Davis
Sekou Doumbouya[^]
Devin Ebanks*
Tyler Ennis
Christian Eyenga*
Jordan Farmer*
Wenwen Gabriel
Andrew Goudelock*
Danny Green
Devin Green*
Montrezl Harrell
Elias Harris*
Manny Harris*
Josh Hart*
Nigel Hayes
Xavier Henry*
Talen Horton-Tucker*

Jay Huff[^]
Andre Ingram*
Stanley Johnson*
Trey Johnson
Darius Johnson-Odom*
Damian Jones
Jermerio Jones*
Mason Jones[^]
Coby Karl*
Ryan Kelly*
Jeremy Lin
Scott Machado*
Kendall Marshall
Mac McClung[^]
Jelani McCoy*
Alfonzo McKinnie
Ben McLemore
Malik Monk
Darius Morris*
Sviatoslav Mykhailiuk*
Zach Norvell[^]
David Nwaba*

Smush Parker
Gary Payton II[^]
Josh Powell
Robert Sacre*
Soumaila Samake
Dennis Schröder
Shea Seals
Ramon Sessions
Isaiah Thomas
Ime Udoka
Von Wafer
Moritz Wagner*
Travis Wear*
Johnathan Williams[^]
Lou Williams
Shawne Williams*
Sun Yue*
Ivica Zubac*

** played with South Bay
^ Lakers two-way player*

ALL-TIME CAREER LEADERS

POINTS

Kobe Bryant	33,643
Jerry West	25,192
Kareem Abdul-Jabbar	24,176
Elgin Baylor	23,149
Earvin Johnson	17,707
James Worthy	16,320
Shaquille O'Neal	13,895
Gail Goodrich	13,044
Byron Scott	12,780
Jamaal Wilkes	10,601

GAMES PLAYED

Kobe Bryant	1,346
Kareem Abdul-Jabbar	1,093
Jerry West	932
James Worthy	926
Derek Fisher	915
Earvin Johnson	906
Michael Cooper	873
Elgin Baylor	846
Byron Scott	846
A.C. Green	735

MINUTES PLAYED

Kobe Bryant	48,637
Kareem Abdul-Jabbar	37,492
Jerry West	36,571
Elgin Baylor	33,863
Earvin Johnson	33,245
James Worthy	30,001
Byron Scott	25,533
Michael Cooper	23,635
Derek Fisher	23,211
Gail Goodrich	21,765

ASSISTS

Earvin Johnson	10,141
Kobe Bryant	6,306
Jerry West	6,238
Norm Nixon	3,846
Michael Cooper	3,666
Kareem Abdul-Jabbar	3,652
Elgin Baylor	3,650
Gail Goodrich	2,863
James Worthy	2,791
Nick Van Exel	2,749

STEALS

Kobe Bryant	1,944
Earvin Johnson	1,724
James Worthy	1,041
Byron Scott	1,038
Michael Cooper	1,033
Kareem Abdul-Jabbar	983
Derek Fisher	968
Norm Nixon	868
Jamaal Wilkes	706
A.C. Green	657

BLOCKED SHOTS

Kareem Abdul-Jabbar	2,694
Shaquille O'Neal	1,278
Elden Campbell	1,022
Vlade Divac	834
Kobe Bryant	640
Andrew Bynum	628
James Worthy	624
Elmore Smith	609
Pau Gasol	607
Michael Cooper	523

FIELD GOALS MADE

Kobe Bryant	11,719
Kareem Abdul-Jabbar	9,935
Jerry West	9,016
Elgin Baylor	8,693
James Worthy	8,678
Earvin Johnson	6,211
Shaquille O'Neal	5,462
Byron Scott	5,126
Gail Goodrich	5,107
Jamaal Wilkes	4,533

FIELD GOALS ATTEMPTED

Kobe Bryant	26,200
Elgin Baylor	20,171
Jerry West	19,032
Kareem Abdul-Jabbar	17,520
James Worthy	13,204
Earvin Johnson	11,951
Gail Goodrich	11,098
Byron Scott	10,461
Shaquille O'Neal	9,498
Vern Mikkelsen	8,812

FREE THROWS MADE

Kobe Bryant	8,378
Jerry West	7,160
Elgin Baylor	5,763
Earvin Johnson	4,960
Kareem Abdul-Jabbar	4,305
George Mikan	3,068
Shaquille O'Neal	2,971
Vern Mikkelsen	2,969
Gail Goodrich	2,830
James Worthy	2,447

FREE THROWS ATTEMPTED

Kobe Bryant	10,011
Jerry West	8,801
Elgin Baylor	7,391
Earvin Johnson	5,850
Kareem Abdul-Jabbar	5,842
Shaquille O'Neal	5,572
George Mikan	3,924
Vern Mikkelsen	3,874
Gail Goodrich	3,466
James Worthy	3,184

3-PT FG MADE

Kobe Bryant	1,827
Derek Fisher	846
Nick Van Exel	750
Byron Scott	595
LeBron James	524
Kentavious Caldwell-Pope	522
Kyle Kuzma	510
Eddie Jones	489
Rick Fox	480
Nick Young	465

3-PT FG ATTEMPTED

Kobe Bryant	5,546
Derek Fisher	2,255
Nick Van Exel	2,062
Byron Scott	1,595
Kyle Kuzma	1,508
LeBron James	1,485
Rick Fox	1,390
Kentavious Caldwell-Pope	1,382
Eddie Jones	1,294
Michael Cooper	1,260

FIELD GOAL % (MIN. 1,000 FGM)

Wilt Chamberlain	2360-3902 .605
Shaquille O'Neal	5462-9498 .575
Kareem Abdul-Jabbar	9935-17520 .567
Andrew Bynum	1823-3221 .566
Kurt Rambis	1099-1998 .550
Pau Gasol	2987-5723 .522
James Worthy	6878-13204 .521
Earvin Johnson	6211-11951 .520
Mike McGee	1077-2075 .519
Cedric Ceballos	1169-2263 .517

3-PT FG % (MIN. 250 3FGA)

Vladimir Radmanović	195-488 .400
Brian Cook	162-413 .392
Jumaine Jones	102-261 .391
Malik Monk	173-442 .391
Chuckie Atkins	176-455 .387
Steve Blake	250-653 .383
Anthony Peeler	249-651 .382
Jodie Meeks	284-746 .381
Avery Bradley	145-383 .379
Wayne Ellington	172-454 .379

FT % (MIN. 200 FTM)

Cazzie Russell	421-480 .877
Sasha Vujčić	282-322 .876
Glen Rice	423-442 .870
Jodie Meeks	307-354 .867
Caron Butler	275-319 .862
Lou Williams	656-768 .854
Stu Lantz	225-265 .849
Earvin Johnson	4960-5850 .848
Dennis Schröder	206-243 .848
Nick Young	507-599 .846

REBOUNDS

Elgin Baylor	11,463
Kareem Abdul-Jabbar	10,279
Kobe Bryant	7,047
Earvin Johnson	6,559
Wilt Chamberlain	6,524
Shaquille O'Neal	6,090
Vern Mikkelsen	5,940
A.C. Green	5,632
Rudy LaRusso	5,571
Jerry West	5,376

OFF. REBOUNDS (SINCE 1973-74)

Kareem Abdul-Jabbar	2,494
A.C. Green	2,089
Shaquille O'Neal	1,957
Earvin Johnson	1,601
James Worthy	1,561
Kobe Bryant	1,499
Vlade Divac	1,438
Pau Gasol	1,252
Elden Campbell	1,207
Lamar Odom	1,149

DEF. REBOUNDS (SINCE 1973-74)

Kareem Abdul-Jabbar	7,785
Kobe Bryant	5,548
Earvin Johnson	4,958
Shaquille O'Neal	4,133
Lamar Odom	3,757
A.C. Green	3,543
James Worthy	3,147
Vlade Divac	3,107
Pau Gasol	2,988
Elden Campbell	2,397




8/24 KOBE BRYANT "BLACK MAMBA"

Five-time NBA Champion (2000, 2001, 2002, 2009, 2010) ... 2007-08 NBA Most Valuable Player ... 2009 NBA Finals MVP ... 2010 NBA Finals MVP ... Helped lead the United States to gold medals at the 2008 Beijing and 2012 London Olympic games ... Earned All-NBA honors 15 times (First Team in 2002, 2003, 2004, 2006, 2007, 2008, 2009, 2010, 2011, 2012 and 2013; Second Team in 2000 and 2001; Third Team in 1999 and 2005) ... 12-time NBA All-Defensive Team selection ... 18-time NBA All-Star ... Two-time NBA scoring champion from 2005-07 ... Earned All-Star Game MVP honors in 2002, 2007, 2011 and co-MVP honors in 2009 ... Recorded 122 career 40-point games, 176 career double-doubles and 21 career triple-doubles ... Is the Lakers all-time leading scorer (regular season and playoffs) and ranks fourth on the NBA's all-time scoring list ... Nos. 8 and 24 were raised into the STAPLES Center rafters on Dec. 18, 2017



13 WILT CHAMBERLAIN "THE BIG DIPPER"

Member of Lakers 1971-72 championship team that won an NBA-record 33 consecutive games and a then-NBA record 69 contests overall (averaged 14.8 points and a team-leading 19.2 rebounds that season) ... Named Most Valuable Player of the 1972 NBA Finals when he averaged 14.7 points and 21.0 rebounds ... Led NBA in rebounding in 11 seasons (four with Lakers) ... Averaged a Los Angeles franchise-record 21.1 rebounds in 1968-69 ... Averaged 18+ rebounds four times with Lakers (21.1, 19.2, 18.6, 18.2) ... Appeared in 13 NBA All-Star games ... Enshrined in Naismith Memorial Basketball Hall of Fame in 1979 ... Averaged an NBA-record 50.4 points during the 1961-62 campaign ... Scored 50+ points on 118 occasions ... Led NBA in both scoring and rebounding (same season) five times ... Earned NBA Most Valuable Players honors four times ... Was named one of the 50 Greatest Players in NBA History during the league's 50th anniversary season in 1996-97 ... Ranks first overall among the club's career field goal percentage leaders (.605) ... Number was retired on Nov. 9, 1983



22 ELGIN BAYLOR

Ranks among all-time franchise leaders in numerous categories, including rebounds (1st, 11,463), points (4th, 23,149) and assists (7th, 3,650) ... Scored a then single-game Los Angeles franchise record 71 points November 15, 1960 @ New York (2nd highest total in franchise history) ... 11-time NBA All-Star ... Co-MVP of the 1959 All-Star Game ... Member of the All-NBA First Team on 10 occasions ... Named NBA Rookie of the Year in 1959 ... Scored an NBA Finals record 61 points April 14, 1962 @ Boston ... Inducted into the Naismith Memorial Basketball Hall of Fame in 1977 ... Averaged over 30.0 points and 14.0 rebounds in three seasons during his career ... Led the Lakers in rebounding for seven consecutive seasons (1958-59 through 1964-65), a club record ... Averaged a franchise-record 38.3 points during the 1961-62 season ... Led the Lakers in scoring six different seasons, including three straight years (1958-59 - 1960-61) ... Averaged 27.4 points and 13.5 rebounds in 846 games overall during his career ... Was named one of the 50 Greatest Players in NBA History during the league's 50th anniversary season in 1996-97 ... Number was retired on Nov. 9, 1983



25 GAIL GOODRICH

Ranks among all-time club leaders in several categories including total points (8th, 13,044), assists (8th, 2,863) and free throws made (9th, 2,830) ... Member of the Lakers 1971-72 NBA Championship team that won a professional sports-record 33 consecutive games ... Member of the 1973-74 All-NBA First Team ... Led the Lakers in scoring four consecutive seasons (1971-72 through 1974-75), joining George Mikan, Jerry West, Kareem Abdul-Jabbar, Shaquille O'Neal and Kobe Bryant as the only players to accomplish this feat ... Led the Lakers in total assists three straight seasons (1973-74 through 1975-76) ... Was inducted into the Naismith Memorial Basketball Hall of Fame in 1996 ... Appeared in four consecutive All-Star Games during his tenure with the Lakers (1972, 1973, 1974, 1975) ... Number was retired on Nov. 20, 1996

32 EARVIN JOHNSON

"MAGIC"



Ranked 1st on NBA's all-time assist chart (10,141) at time of retirement ... Led NBA in assists five straight seasons (1982-87), highlighted by a career-high / single-season club record 13.1 assists in 1983-84 ... Handed out a team single-game record 24 assists three times, including once during the playoffs (NBA playoff record) ... Selected first overall by the Lakers in the 1979 NBA Draft ... Registered 138 career triple-doubles ... Five-time NBA Champion with the Lakers (1980, 1982, 1985, 1987, 1988) ... Appeared in nine NBA Finals during 13-year career ... Lakers averaged 59 wins per season during his career ... Three-time NBA Most Valuable Player (1987, 1989, 1990) ... Three-time NBA Finals MVP (1980, 1982, 1987) ... Nine-time All-NBA First Team ... 12-time NBA All-Star ... Two-time All-Star Game Most Valuable Player (1990, 1992) ... Led NBA in free throw percentage in 1988-89 (.911) ... Led NBA in steals twice (1981, 1982) ... Named one of the 50 Greatest Players in NBA History during the league's 50th anniversary season in 1996-97 ... Number was retired on Feb. 16, 1992 ... Enshrined in the Naismith Memorial Basketball Hall of Fame in 2002

33 KAREEM ABDUL-JABBAR

"THE CAPTAIN"



NBA's all-time leading scorer (38,387) ... Led Lakers in scoring a club-record 11 consecutive seasons (1975-86) ... Averaged 20+ points in each of first 17 NBA seasons and double figures each of his 20 campaigns (14 with Lakers) ... Ranks among NBA all-time leaders in numerous categories, including games played (2nd, 1,560), minutes (1st, 57,446), rebounds (3rd, 17,440) and blocked shots (3rd, 3,189) ... Six-time NBA Champion (five with Lakers, one with Milwaukee) ... Six-time NBA Most Valuable Player (most in NBA history) ... NBA Rookie of the Year (1970) ... Two-time NBA Finals Most Valuable Player (1971, 1985) ... All-NBA First Team 10 times ... 19-time NBA All-Star ... NBA All Defensive First Team five times ... Led the NBA in blocked shots four times ... Was named one of the 50 Greatest Players in NBA history during the league's 50th anniversary season in 1996-97 ... Number was retired on March 20, 1989 ... Enshrined in the Naismith Memorial Basketball Hall of Fame in 1995

34 SHAQUILLE O'NEAL


"DIESEL"



NBA Most Valuable Player, NBA Finals MVP and All-Star game MVP in 1999-2000 ... Four-time NBA champion (3 with Lakers) ... Three-time NBA Finals MVP (2000, 2001, 2002) ... 15-time NBA All-Star (7 with Lakers) ... Three-time NBA All-Star Game MVP ... 14-time All-NBA (8-time First Team, 2-time Second Team, 4-time Third Team) ... Three-time All-Defensive Second Team ... Two-time NBA scoring champion (1995, 2000) ... 1992-93 NBA Rookie of the Year ... At time of retirement, ranked among NBA all-time leaders in points (6th, 28,596), FG% (3rd, .5823), rebounds (14th, 13,099) and blocks (7th, 2,732) ... Ranks among franchise leaders in points (7th, 13,895), rebounds (6th, 6090), blocks (2nd, 1,278) and FG% (2nd, .575) ... Led NBA in FG% 10 times ... Led Lakers in scoring five times (career-best 29.7 ppg in 1999-2000) ... One of six Lakers to score 60+ points in a game ... 1996 Olympic gold medalist ... Named one of the 50 Greatest Players in NBA history during 50th anniversary season in 1996-97 ... Number was retired on April 2, 2013

42 JAMES WORTHY

"BIG GAME JAMES"



Named Most Valuable Player of the 1988 NBA Finals (22.0 points, 7.4 rebounds, 4.4 assists) ... Registered a triple-double in Game 7 of the 1988 NBA Finals (36 points, 16 rebounds, 10 assists) ... Was the first overall pick in the 1982 NBA Draft ... Member of three NBA championship teams with the Lakers (1985, 1987, 1988) ... Seven-time NBA All-Star ... Averaged 20-plus points on four occasions ... Led the Lakers in scoring in 1990-91 ... Ranks among all-time Los Angeles franchise leaders in several categories, including scoring (6th, 16,320), steals (3rd, 1,041) and field goal percentage (7th, .521) ... Averaged 21.1 points in 143 career playoff games (.544FG%) ... Member of the All-NBA Third Team on two occasions ... Field goal percentage eclipsed .530 each of his first eight seasons in the NBA ... 12-year NBA veteran (all with the Lakers) ... Was named one of the 50 Greatest Players in NBA history during the league's 50th anniversary season in 1996-97 ... Number was retired on Dec. 10, 1995 ... Inducted into the Naismith Memorial Basketball Hall of Fame in 2003

44 JERRY WEST "MR. CLUTCH"



Career scoring average (27.0) ranks 5th all-time in NBA history ... Playoff scoring average (29.1) ranks 3rd all-time ... Second on Lakers all-time scoring list (25,192) ... Led the Lakers in scoring seven times (including a career-best 31.3 in 1965-66) ... 10-time All-NBA First Team selection ... Four-time NBA All-Defensive First Team ... 14-time NBA All-Star (All-Star Game MVP in 1972) ... Member of the Lakers' 1972 NBA championship team ... Named MVP of the 1969 NBA Finals ... Set an NBA record by scoring 20-plus points in 25 consecutive NBA Finals games - since broken by Michael Jordan (35) ... Holds the NBA record for most free throws made in a single season (840 in 1965-66) ... Holds the NBA record for highest scoring average in a single playoff series (46.3 in 1965 six-game series vs. Baltimore) ... Was the first-ever draft choice in L.A. Lakers history (second pick overall in the 1960 NBA Draft) ... Led the NBA in assists in 1971-72 (9.7) ... Inducted into the Naismith Memorial Basketball Hall of Fame in 1980 ... Spent entire 14-year NBA career with Lakers ... Named one of the 50 Greatest Players in NBA history during 50th anniversary season in 1996-97 ... Number was retired on Nov. 9, 1983

52 JAMAAL WILKES "SILK"



Ranks among all-time Lakers franchise leaders in several categories including points (10th, 10,601), field goals (10th, 4,533) and steals (9th, 706) ... Member of four NBA championship teams (three with Lakers (1980, 1982, 1985) and one with Golden State (1975)) ... Posted 37 points and 10 rebounds against Philadelphia in the historic series clinching Game 6 of the 1980 NBA Finals ... Three-time NBA All-Star (1976, 1981, 1983) ... In his rookie season, averaged 14.2 points, 8.2 rebounds and 1.3 blocks, earning him the 1974-75 NBA Rookie of the Year award ... Averaged 18.4 points in eight seasons with the Lakers, averaging at least 20 points per game in three straight seasons from 1979-80 through 1981-82 ... Member of the NBA's All-Defensive Second Team twice (1976 and 1977) ... Was inducted in the Naismith Memorial Basketball Hall of Fame in 2012 ... Number was retired on Dec. 28, 2012

CHICK HEARN



The first broadcaster inducted into the Naismith Memorial Basketball Hall of Fame in 2003 ... Curt Gowdy Media Award winner ... 20th member of the American Sportscaster Hall of Fame ... 1997 National Sports Media Association Hall of Fame inductee ... Broadcast 3,338 consecutive Lakers games from November 21, 1965 to December 16, 2001 ... Known for his witty on-air personality and his "Chickisms," including "Slam Dunk!" and "Air Ball!" ... Announced USC football and basketball games from 1956-61 ... Born Francis Dayle "Chick" Hearn in Aurora, IL ... Married to Marge Hearn for 64 years, from 1938 until his passing in 2002 ... A jersey bearing the image of his microphone was raised into the rafters in November 2002 ... Honored with a bronze statue outside of STAPLES Center in 2010

JOHN KUNDLA



Honored as "One of the Top 10 Coaches in NBA History" by the NBA ... Joined the Lakers for the 1947-48 NBL season and won championship with a 43-17 record in first year ... After merger of Minneapolis into NBA, guided Lakers to five championships in team's first six NBA seasons ... Ranks third among Lakers coaches in victories (423) behind Pat Riley and Phil Jackson ... Enshrined into the Naismith Memorial Basketball Hall of Fame in 1995



CLYDE LOVELLETTE

The first basketball player in history to play on an NCAA, Olympic and NBA Championship team ... Member of three NBA championship teams including the 1954 Lakers ... Four-time NBA All-Star (twice with Lakers) and a two-time All-NBA Second Team selection (once with Lakers in 1956) ... Led Lakers in scoring in 1956 (21.5) and 1957 (20.8) ... Led team in rebounding in 1955 (11.5), 1956 (14.0) and 1957 (13.4) ... Led team in FG% from the 1953-54 season through 1956-57 ... Was enshrined as a player in the Naismith Memorial Basketball Hall of Fame in 1988



JIM POLLARD

Known as "The Kangaroo Kid" ... Signed with Minneapolis Lakers in 1947 ... Member of the Lakers 1948 championship team as well as the NBA championship teams of 1949, 1950 and 1952-54 ... Four-time NBA All-Star ... Two-time All-NBA first team member ... Two-time All-NBA second team member ... Ranked in the NBA's top 10 in assists (8th/3.8) and points (10th/14.7) in 1949-50 ... Ranked 10th in the NBA in scoring (15.5) in 1951-52 ... Enshrined in the Naismith Memorial Basketball Hall of Fame in 1978



SLATER MARTIN

Slater "Dugie" Martin ... Selected by Minneapolis in the 1949 BAA Draft ... Member of the Lakers NBA championship teams in 1949 and 1952-54 ... Five-time selection to the All-NBA second team (twice with Lakers) ... Seven-time All-Star (five with Lakers) ... Led the Lakers in assists from the 1951-52 season through 1955-56 ... Enshrined in the Naismith Memorial Basketball Hall of Fame in 1982



GEORGE MIKAN

All-NBL first team (1947-48) ... NBL Most Valuable Player in 1948 ... Six-time All NBA First Team (1949-54) ... Four-time NBA All-Star ... Led Minneapolis to 1948 NBL Championship and NBA Championships in 1949, 1950 and 1952-54 ... Led the NBA in scoring in 1949 (28.3), 1950 (27.4) and 1951 (28.4) while leading the team in scoring in 1952-54 ... Led team in assists in 1949 and 1951 ... Twice led the NBA in rebounding in 1952 (13.5) and 1953 (14.4) ... Elected to the Naismith Memorial Basketball Hall of Fame in 1959 ... Member of the NBA's 25th and 35th Anniversary All-Time Teams and in 1996, was named "One of the 50 Greatest Players in NBA History" by the NBA



VERN MIKKELSEN

First round draft pick of Minneapolis ... Won four NBA Championships with the Lakers (1950, 1952-54) ... Named All-NBA second team (1951-53, 1955) ... Six-time NBA All-Star ... Led team in scoring in 1955 (18.7) and 1958 (17.3) ... Led team in FG% in 1951-52 and 1952-53 and FT% in 1958-59 ... Elected to the Naismith Memorial Basketball Hall of Fame in 1995

1948-49 MINNEAPOLIS LAKERS



44-16 - 2ND IN WESTERN DIVISION

Head Coach: John Kundla
Standing: Donnie Forman, Herm Schaefer, Don Carlson, Don Smith, Tony Jaros, Johnny Jorgensen, Earl Gardner, Arnie Ferrin, Jack Dwan, Jim Pollard, George Mikan
Not pictured: Mike Bloom, Ray Ellefson, Whitey Kachan, Jack Tingle

NBA Champions

1948-49 REGULAR SEASON STATISTICS / GAME-BY-GAME RESULTS

	G	FGM	FGA	PCT	FTM	FTA	PCT	AST	PF	PTS	AVG
Mikan	60	583	1403	.416	532	689	.772	218	260	1698	28.3
Pollard	53	314	792	.396	156	227	.687	142	144	784	14.8
Schaefer	58	214	572	.374	174	213	.817	185	121	602	10.4
Carlson	55	211	632	.334	86	130	.662	170	180	508	9.2
Ferrin	47	130	378	.344	85	128	.664	76	142	345	7.3
Jaros	59	132	385	.343	79	110	.718	58	114	343	5.8
Dwan	60	121	380	.318	34	69	.493	129	157	276	4.6
Forman	44	68	231	.294	43	67	.642	74	94	179	4.1
Jorgensen	48	41	114	.360	24	33	.727	33	68	106	2.2
Gardner	50	38	101	.376	13	28	.464	19	50	89	1.8
Bloom*	24	13	92	.141	29	40	.725	15	22	55	2.3
Kachan†	19	16	42	.381	15	22	.682	12	24	47	2.5
Smith	8	2	13	.154	2	3	.667	2	6	6	0.8
Tingle	2	1	6	.167	0	0	-	1	2	2	1.0
Ellefson	3	1	5	.200	0	0	-	0	2	2	0.7

*Finished season with another team. †Totals with Lakers only.

DATE	OPPONENT	BOX SCORE	W / L	DATE	OPPONENT	BOX SCORE	W / L
Nov. 4	@ Baltimore	W 84-72	1-0	Feb. 3	@ Philadelphia	W 78-76	29-10
Nov. 6	@ Washington	L 62-67	1-1	Feb. 6	Rochester	L 74-85	29-11
Nov. 9	@ Boston	L 55-77	1-2	Feb. 10	New York	W 95-75	30-11
Nov. 11	@ New York	W 77-68	2-2	Feb. 11	@ Chicago	L 97-105	30-12
Nov. 13	@ Providence	W 90-67	3-2	Feb. 13	Baltimore	W 91-74	31-12
Nov. 14	@ Rochester	L 75-92	3-3	Feb. 16	Chicago	W 90-71	32-12
Nov. 17	Boston	L 72-74	3-4	Feb. 18	@ Boston	W 85-71	33-12
Nov. 19	@ Chicago	W 85-81	4-4	Feb. 19	@ Providence	W 94-80	34-12
Nov. 21	Baltimore	W 94-81	5-4	Feb. 22	@ New York	W 101-74	35-12
Nov. 23	@ Indianapolis	W 88-82	6-4	Feb. 24	Fort Wayne	W 77-73	36-12
Nov. 24	Providence	W 117-89	7-4	Feb. 26	@ Baltimore	W 115-114 (2OT)	37-12
Nov. 27	@ St. Louis	W 87-71	8-4	Feb. 27	@ Fort Wayne	L 50-74	37-13
Nov. 28	Philadelphia	W 88-67	9-4	Mar. 3	@ Indianapolis	W 82-79	38-13
Nov. 30	Boston (@ Chicago)	W 94-84	10-4	Mar. 6	Providence	W 68-59	39-13
Dec. 1	@ Fort Wayne	L 74-84	10-5	Mar. 9	Boston	W 74-67	40-13
Dec. 4	@ Chicago	L 100-104	10-6	Mar. 10	@ St. Louis	L 71-88	40-14
Dec. 5	St. Louis	W 78-68	11-6	Mar. 12	Indianapolis (@ Chicago)	W 97-69	41-14
Dec. 8	Washington	L 83-94	11-7	Mar. 13	New York	W 100-90	42-14
Dec. 10	@ Rochester	W 96-75	12-7	Mar. 16	@ Washington	L 72-85	42-15
Dec. 12	Rochester	W 67-58	13-7	Mar. 17	@ Baltimore	L 76-101	42-16
Dec. 15	Indianapolis	W 79-61	14-7	Mar. 19	@ Rochester	W 99-85	43-16
Dec. 19	Chicago	W 94-84	15-7	Mar. 20	Philadelphia	W 91-78	44-16
Dec. 21	@ Philadelphia	L 64-72	15-8				
Dec. 22	@ New York	L 79-97	15-9				
Dec. 26	Rochester	W 99-90	16-9				
Dec. 29	Washington	W 91-68	17-9				
Jan. 1	Fort Wayne	W 92-72	18-9				
Jan. 5	St. Louis	W 101-76	19-9				
Jan. 8	@ St. Louis	L 59-64	19-10				
Jan. 9	St Louis	W 74-58	20-10				
Jan. 12	Providence	W 98-64	21-10				
Jan. 16	Indianapolis	W 75-66	22-10				
Jan. 18	@ Indianapolis	W 81-56	23-10				
Jan. 20	Fort Wayne	W 83-65	24-10				
Jan. 23	Philadelphia	W 89-71	25-10				
Jan. 26	Chicago	W 84-49	26-10				
Jan. 31	Washington	W 84-79	27-10				
Feb. 2	@ Fort Wayne	W 82-79	28-10				

*Overtime games as available

51-17 - 1ST IN CENTRAL DIVISION

Head Coach: John Kundla
 Standing: Slater Martin, Billy Hasset, Don Herm Schaefer, Bob Harrison, Carlsson, Tony Jaros, Bud Grant, Arnie Ferrin, Jim Pollard, Vern Mikkelsen, George Mikan
 Not pictured: Normie Glick, Gene Stump, Lefty Walther



NBA Champions

1949-50 REGULAR SEASON STATISTICS / GAME-BY-GAME RESULTS

	G	FGM	FGA	PCT	FTM	FTA	PCT	AST	PF	PTS	AVG
Mikan	68	649	1595	.407	567	728	.779	197	297	1865	27.4
Pollard	66	394	1140	.346	185	242	.764	252	143	973	14.7
Mikkelsen	68	288	722	.399	215	286	.752	123	222	791	11.6
Ferrin	63	132	396	.333	76	109	.697	95	147	340	5.4
Schaefer	65	122	314	.389	86	101	.851	203	104	330	5.1
Harrison	66	125	348	.359	50	74	.676	131	175	300	4.5
Martin	67	106	302	.351	59	93	.634	148	162	271	4.0
Carlsson	57	99	290	.341	69	95	.726	76	126	267	4.7
Jaros	61	84	289	.291	72	96	.750	60	106	240	3.9
Hasset†	42	38	145	.262	35	67	.522	69	82	111	2.6
Grant	35	42	115	.365	7	17	.412	19	36	91	2.6
Walther*	22	32	80	.400	11	21	.524	10	39	75	3.4
Stump*	23	27	95	.284	7	14	.500	23	32	61	2.7
Glick	1	1	1	1.000	0	0	-	1	2	2	2.0

*Finished season with another team. †Totals with Lakers only.

DATE	OPPONENT	BOX SCORE	W / L	DATE	OPPONENT	BOX SCORE	W / L
Nov. 2	@ Philadelphia	W 81-69	1-0	Jan. 17	@ Boston	W 105-79	27-12
Nov. 5	@ Baltimore	W 92-77	2-0	Jan. 18	@ Washington	W 76-68	28-12
Nov. 8	@ Washington	W 68-66	3-0	Jan. 19	@ New York	W 94-83	29-12
Nov. 10	@ Boston	W 98-84	4-0	Jan. 20	@ Philadelphia	L 89-90	29-13
Nov. 12	@ Chicago	L 79-86	4-1	Jan. 22	Chicago	W 103-75	30-13
Nov. 16	St. Louis	W 94-71	5-1	Jan. 24	@ Chicago	W 80-68	31-13
Nov. 17	@ St. Louis	L 65-78	5-2	Jan. 25	St. Louis	W 85-78	32-13
Nov. 19	@ Anderson	L 80-83	5-3	Jan. 29	Washington	W 88-60	33-13
Nov. 20	Indianapolis	W 121-95	6-3	Feb. 1	New York	W 96-81	34-13
Nov. 23	Baltimore	W 84-71	7-3	Feb. 2	@ Fort Wayne	W 79-78	35-13
Nov. 25	@ Detroit	W 101-81	8-3	Feb. 5	Philadelphia	W 100-67	36-13
Nov. 27	Chicago	L 82-96	8-4	Feb. 9	Washington	W 71-59	37-13
Nov. 30	New York	W 102-92	9-4	Feb. 12	Boston	W 88-70	38-13
Dec. 1	@ Indianapolis	L 68-86	9-5	Feb. 15	Rochester	W 92-70	39-13
Dec. 3	@ Chicago	W 91-80	10-5	Feb. 16	@ St. Louis	W 72-71	40-13
Dec. 4	Rochester	W 95-80	11-5	Feb. 17	Waterloo (@ St. Paul)	W 80-74	41-13
Dec. 7	Washington	W 93-76	12-5	Feb. 19	Chicago	W 96-83	42-13
Dec. 8	@ Fort Wayne	L 66-87	12-6	Feb. 22	St. Louis	W 100-57	43-13
Dec. 10	Detroit (@ Rochester)	W 89-76	13-6	Feb. 25	@ Rochester	L 64-66	43-14
Dec. 11	Philadelphia	W 90-81	14-6	Feb. 26	Tri-Cities	W 80-66	44-14
Dec. 14	@ New York	L 84-94	14-7	Feb. 28	Fort Wayne	W 71-65	45-14
Dec. 15	@ Baltimore	L 68-87	14-8	Mar. 2	@ Baltimore	W 88-68	46-14
Dec. 18	Boston	W 77-72	15-8	Mar. 3	@ Philadelphia	L 61-66	46-15
Dec. 20	@ Rochester	L 62-87	15-9	Mar. 4	@ New York	W 84-75	47-15
Dec. 21	@ Washington	W 75-61	16-9	Mar. 5	@ Syracuse	L 75-84	47-16
Dec. 22	@ Boston	L 69-87	16-10	Mar. 7	Sheboygan	W 90-73	48-16
Dec. 25	Fort Wayne	W 72-58	17-10	Mar. 8	Phil. (@ St. Paul)	W 68-65	49-16
Dec. 26	@ Tri-Cities	W 78-76	18-10	Mar. 12	New York	W 87-66	50-16
Dec. 28	Baltimore	W 88-77	19-10	Mar. 15	Baltimore	W 96-62	51-16
Dec. 31	@ Waterloo	W 86-68	20-10	Mar. 19	@ Fort Wayne	L 67-69	51-17
Jan. 1	Anderson	W 87-75	21-10				
Jan. 4	Fort Wayne	W 91-75	22-10				
Jan. 5	@ Sheboygan	L 82-85	22-11				
Jan. 8	Boston	W 85-80	23-11				
Jan. 11	Syracuse	W 98-88	24-11				
Jan. 12	@ St. Louis	W 89-73	25-11				
Jan. 14	@ Rochester	L 77-83	25-12				
Jan. 15	Rochester	W 85-73	26-12				

* Overtime games as available

1950-51 MINNEAPOLIS LAKERS



44-24 - 1ST IN WESTERN DIVISION

Head Coach: John Kundla
Players: Arnie Ferrin, Bud Grant, Bob Harrison, Joe Hutton, Tony Jaros, Slater Martin, George Mikan, Vern Mikkelsen, Kevin O'Shea, Jim Pollard, Ed Beach

1950-51 REGULAR SEASON STATISTICS / GAME-BY-GAME RESULTS

	G	FGM	FGA	PCT	FTM	FTA	PCT	REB	AST	PF	DQ	PTS	AVG
Mikan	68	678	1584	.428	576	717	.803	958	208	308	14	1932	28.4
Mikkelsen	64	359	893	.402	186	275	.676	655	181	260	13	904	14.1
Pollard	54	256	728	.352	117	156	.750	484	184	157	4	629	11.6
Martin	68	227	627	.362	121	177	.684	246	235	199	3	575	8.5
Harrison	68	150	432	.347	101	128	.789	172	195	218	5	401	5.9
Ferrin	68	119	373	.319	114	164	.695	271	107	220	8	352	5.2
O'Shea	63	87	267	.326	97	134	.724	125	100	99	1	271	4.3
Jaros	63	88	287	.307	65	103	.631	131	72	131	0	241	3.8
Grant	61	53	184	.288	52	83	.627	115	71	106	0	158	2.6
Hutton	60	59	180	.328	29	43	.647	102	53	89	1	147	2.5
Beach*	11	8	35	.229	6	9	.667	25	2	14	0	22	2.0

*Finished season with another team.

DATE	OPPONENT	BOX SCORE	W / L	DATE	OPPONENT	BOX SCORE	W / L
Nov. 1	@ Baltimore	L 71-81	0-1	Jan. 23	Baltimore (@ Johnstown)	W 89-79	27-15
Nov. 4	@ Washington	W 91-85	1-1	Jan. 18	@ New York	L 78-95	24-15
Nov. 5	@ Syracuse	L 87-90	1-2	Jan. 20	Fort Wayne (@ Milw.)	W 89-70	25-15
Nov. 9	@ Boston	L 71-76	1-3	Jan. 21	Tri-Cities	W 89-82	26-15
Nov. 12	Philadelphia	W 83-70	2-3	Jan. 25	@ Philadelphia	W 90-71	28-15
Nov. 15	Syracuse	W 72-71 (OT)	3-3	Jan. 28	Indianapolis	W 101-75	29-15
Nov. 16	@ New York	L 69-71	3-4	Jan. 31	Tri-Cities	W 106-78	30-15
Nov. 18	@ Rochester	W 86-77 (2OT)	4-4	Feb. 3	@ Indianapolis	W 89-84	31-15
Nov. 19	Rochester	W 90-77	5-4	Feb. 4	Boston	W 98-84	32-15
Nov. 22	Fort Wayne	L 18-19	5-5	Feb. 7	@ Fort Wayne	L 86-96	32-16
Nov. 23	@ Fort Wayne	L 63-73	5-6	Feb. 8	Rochester	W 69-58	33-16
Nov. 26	Baltimore	W 85-71	6-6	Feb. 11	Indianapolis	W 91-78	34-16
Nov. 29	Tri-Cities	W 85-66	7-6	Feb. 14	Baltimore	W 99-71	35-16
Dec. 1	@ Indianapolis	L 65-66	7-7	Feb. 16	@ Indianapolis	W 76-71	36-16
Dec. 3	Philadelphia	W 95-83	8-7	Feb. 17	@ Rochester	L 82-87	36-17
Dec. 6	New York	W 84-62	9-7	Feb. 18	@ Syracuse	L 80-91	36-18
Dec. 9	@ Tri-Cities	W 88-79	10-7	Feb. 21	Syracuse	W 82-76	37-18
Dec. 10	Tri-Cities	W 114-101	11-7	Feb. 24	Fort Wayne	W 95-78	38-18
Dec. 13	Rochester	L 72-82	11-8	Feb. 25	Indianapolis	L 73-75	38-19
Dec. 15	@ Indianapolis	W 82-71	12-8	Feb. 27	Tri-Cities (@ Milw.)	W 83-77	39-19
Dec. 16	@ Tri-Cities	W 86-71	13-8	Feb. 28	@ Fort Wayne	L 73-77	39-20
Dec. 17	Indianapolis	W 79-60	14-8	Mar. 1	@ Philadelphia	L 77-97	39-21
Dec. 19	@ Philadelphia	L 67-71	14-9	Mar. 3	@ Tri-Cities	W 99-88	40-21
Dec. 20	@ Baltimore	L 84-91	14-10	Mar. 4	@ Boston	L 86-92	40-22
Dec. 23	@ Boston	L 81-87	14-11	Mar. 6	@ Rochester	L 79-90	40-23
Dec. 25	Washington	W 93-79	15-11	Mar. 8	@ New York	L 94-97	40-24
Dec. 27	Baltimore	W 81-63	16-11	Mar. 11	Boston	W 98-96 (2OT)	41-24
Dec. 28	@ Rochester	L 67-75	16-12	Mar. 14	Syracuse	W 100-76	42-24
Dec. 31	Philadelphia	W 83-73	17-12	Mar. 17	@ Tri-Cities	W 92-91	43-24
Jan. 1	@ Fort Wayne	L 70-83	17-13	Mar. 18	New York	W 86-68	44-24
Jan. 3	Fort Wayne	W 86-64	18-13				
Jan. 4	@ Syracuse	W 80-77	19-13				
Jan. 5	Boston	W 69-54	20-13				
Jan. 7	Rochester	W 69-57	21-13				
Jan. 10	New York	W 70-65	22-13				
Jan. 11	@ Tri-Cities	W 113-109	23-13				
Jan. 14	Indianapolis	W 86-84	24-13				
Jan. 16	@ Indianapolis	L 68-82	24-14				

*Overtime games as available

1951-52 MINNEAPOLIS LAKERS

40-26 - 2ND IN WESTERN DIVISION

Head Coach: John Kundla
Standing: Slater Martin, Joe Hutton, Frank Saul,
 Bob Harrison, Jim Pollard, Howie
 Schultz, Vern Mikkelsen, Lew Hitch,
 George Mikan
Not pictured: John Pilch, Whitey Skoog



NBA Champions

1951-52 REGULAR SEASON STATISTICS / GAME-BY-GAME RESULTS

	G	MIN	FGM	FGA	PCT	FTM	FTA	PCT	REB	AST	PF	DQ	PTS	AVG
Mikan	64	2572	545	1414	.385	433	555	.780	866	194	286	14	1523	23.8
Mikkelsen	66	2345	363	866	.419	283	372	.761	681	180	282	16	1009	15.3
Pollard	65	2545	411	1155	.356	183	260	.704	593	234	199	4	1005	15.5
Martin	66	2480	237	632	.375	142	190	.747	228	249	226	9	616	9.3
Saul†	25	759	72	185	.389	71	93	.763	-	68	66	-	215	8.6
Harrison	65	1712	156	487	.320	89	124	.718	160	188	203	9	401	6.2
Schultz	66	1301	89	315	.283	90	119	.756	246	102	197	13	268	4.1
Skoog	35	988	102	296	.345	30	38	.789	122	60	94	4	234	6.7
Hitch	61	849	77	215	.358	63	94	.673	243	50	89	3	217	3.6
Hutton	60	723	53	158	.335	49	70	.700	85	62	110	1	155	2.6
Pilch	9	41	1	10	.100	3	6	.500	9	2	10	0	5	0.6

†Totals with Lakers only.

DATE	OPPONENT	BOX SCORE	W / L	DATE	OPPONENT	BOX SCORE	W / L
Nov. 3	@ Rochester	W 93-74	1-0	Jan. 20	Rochester	W 91-81 (20T)	25-14
Nov. 4	@ Syracuse	L 67-98	1-1	Jan. 23	Syracuse	L 97-99 (OT)	25-15
Nov. 9	@ Philadelphia	L 86-98	1-2	Jan. 26	@ Milwaukee	W 57-56	26-15
Nov. 10	@ New York	W 89-73	2-2	Jan. 27	Milwaukee	W 91-62	27-15
Nov. 11	@ Boston	L 72-77	2-3	Jan. 30	New York	W 77-65	28-15
Nov. 12	@ Baltimore	W 90-80	3-3	Jan. 31	@ Fort Wayne	W 85-78	29-15
Nov. 13	@ Indianapolis	W 77-71	4-3	Feb. 1	@ Indianapolis	L 77-85	29-16
Nov. 17	Fort Wayne	W 68-64	5-3	Feb. 3	Rochester	W 77-75	30-16
Nov. 22	Rochester	W 70-65 (20T)	6-3	Feb. 7	Rochester	W 86-75	31-16
Nov. 24	@ Milwaukee	W 72-59	7-3	Feb. 9	Fort Wayne	L 67-70	31-17
Nov. 25	Indianapolis	W 82-73	8-3	Feb. 10	@ Milwaukee	L 69-70 (20T)	31-18
Nov. 28	Boston	W 90-76	9-3	Feb. 14	Milw. (@ Grand Forks)	W 109-74	32-18
Dec. 1	Fort Wayne	W 89-69	10-3	Feb. 16	Boston (@ St. Paul)	L 75-77	32-19
Dec. 2	@ Fort Wayne	L 61-63	10-4	Feb. 17	@ Fort Wayne	L 87-99	32-20
Dec. 5	Syracuse	L 81-83 (OT)	10-5	Feb. 19	@ New York	L 96-98	32-21
Dec. 8	Baltimore (@ St. Paul)	W 85-64	11-5	Feb. 20	@ Baltimore	W 93-78	33-21
Dec. 9	Indianapolis	L 78-85	11-6	Feb. 21	@ Syracuse	L 80-88	33-22
Dec. 11	@ Indianapolis	L 69-85	11-7	Feb. 23	@ Rochester	W 83-73	34-22
Dec. 12	Baltimore	W 99-79	12-7	Feb. 24	@ Fort Wayne	L 70-83	34-23
Dec. 16	Milwaukee	W 99-52	13-7	Feb. 25	Philadelphia	W 108-95	35-23
Dec. 18	@ New York	L 67-69	13-8	Mar. 1	Indianapolis (@ St. Paul)	W 98-88	36-23
Dec. 21	@ Philadelphia	L 103-105	13-9	Mar. 2	@ Milwaukee	W 96-85	37-23
Dec. 22	@ Baltimore	W 96-90 (30T)	14-9	Mar. 4	@ Philadelphia	L 81-83	37-24
Dec. 23	@ Fort Wayne	L 79-81	14-10	Mar. 5	@ Boston	L 74-82	37-25
Dec. 25	Boston	W 100-93	15-10	Mar. 8	@ Rochester	L 92-94 (OT)	37-26
Dec. 30	Philadelphia	W 93-64	16-10	Mar. 9	Rochester	W 96-90	38-26
Jan. 1	Syracuse	W 82-80	17-10	Mar. 12	New York	W 85-83	39-26
Jan. 4	Fort Wayne (@ St. Paul)	W 79-64	18-10	Mar. 16	Baltimore	W 126-82	40-26
Jan. 5	Indianapolis (@ Hibbing)	W 86-65	19-10				
Jan. 6	New York	W 107-92	20-10				
Jan. 8	@ Indianapolis	L 75-82	20-11				
Jan. 9	Indianapolis	W 91-74	21-11				
Jan. 11	@ Milwaukee	W 75-63	22-11				
Jan. 12	Milwaukee (@ KC, MO)	W 96-84	23-11				
Jan. 13	Philadelphia	L 81-88	23-12				
Jan. 16	@ Boston	W 108-94	24-12				
Jan. 17	@ Syracuse	L 105-110 (30T)	24-13				
Jan. 19	@ Rochester	L 85-96	24-14				

*Overtime games as available

1952-53 MINNEAPOLIS LAKERS



48-22- 1ST IN WESTERN DIVISION

Head Coach: John Kundla
Standing: Slater Martin, Frank Saul, Jim Holstein, Vern Mikkelsen, Lew Hitch, George Mikan, Jim Pollard, Bob Harrison, Whitey Skoog
Not pictured: Howie Schultz

NBA Champions

1952-53 REGULAR SEASON STATISTICS / GAME-BY-GAME RESULTS

	G	MIN	FGM	FGA	PCT	FTM	FTA	PCT	REB	AST	PF	DQ	PTS	AVG
Mikan	70	2651	500	1252	.399	442	567	.780	1007	201	290	12	1442	20.6
Mikkelsen	70	2465	378	868	.435	291	387	.752	654	148	289	14	1047	15.0
Pollard	66	2403	333	933	.357	193	251	.769	452	231	194	3	859	13.0
Martin	70	2556	260	634	.410	224	287	.780	186	250	246	4	744	10.6
Saul	70	1796	187	471	.397	142	200	.710	141	110	174	3	516	7.4
Harrison	70	1643	195	518	.376	107	165	.648	153	160	264	16	497	7.1
Holstein	66	989	98	274	.358	70	105	.667	173	74	128	1	266	4.0
Hitch	70	1027	89	255	.349	83	136	.610	275	66	122	2	261	3.7
Skoog	68	996	102	264	.386	46	61	.754	121	82	137	2	250	3.7
Schultz	40	474	24	90	.267	43	62	.694	80	29	73	1	91	2.3

DATE	OPPONENT	BOX SCORE	W / L	DATE	OPPONENT	BOX SCORE	W / L
Nov. 1	Boston	W 94-91	1-0	Jan. 17	@ Rochester	L 101-109	29-10
Nov. 2	@ Fort Wayne	W 81-69	2-0	Jan. 18	Milwaukee	L 70-83	29-11
Nov. 5	@ Baltimore	W 97-75	3-0	Jan. 23	@ Milwaukee (@ Ind.)	L 65-67	29-12
Nov. 8	@ Philadelphia	W 93-71	4-0	Jan. 25	Boston	W 87-82	30-12
Nov. 9	@ Syracuse	L 89-96	4-1	Jan. 27	Ft. Wayne (@ Grand Forks)	W 96-76	31-12
Nov. 11	@ Boston	W 101-92	5-1	Jan. 29	Syracuse	L 65-83	31-13
Nov. 13	@ New York	L 91-100	5-2	Jan. 31	Fort Wayne	W 87-80	32-13
Nov. 15	@ Rochester	L 89-97	5-3	Feb. 1	@ Fort Wayne	W 92-76	33-13
Nov. 16	Milwaukee	W 87-51	6-3	Feb. 3	@ Indianapolis	L 93-96 (3OT)	33-14
Nov. 20	@ Fort Wayne	W 89-81	7-3	Feb. 5	New York	W 81-73	34-14
Nov. 22	Fort Wayne	W 96-89	8-3	Feb. 7	@ Rochester	L 72-87	34-15
Nov. 23	@ Milwaukee	W 62-46	9-3	Feb. 8	Indianapolis	W 71-67	35-15
Nov. 27	Indianapolis	W 90-69	10-3	Feb. 12	Syracuse	W 91-81	36-15
Nov. 28	@ Indianapolis	W 97-82	11-3	Feb. 14	Philadelphia	W 92-84	37-15
Nov. 29	@ Rochester	L 71-83	11-4	Feb. 15	@ Milwaukee	W 80-71	38-15
Nov. 30	Philadelphia	W 91-66	12-4	Feb. 17	Baltimore (@ St. Paul)	L 70-74	38-16
Dec. 1	Baltimore (@ St. Paul)	W 89-67	13-4	Feb. 19	Rochester	W 107-87	39-16
Dec. 3	@ Boston	W 106-102	14-4	Feb. 21	Fort Wayne	W 85-75	40-16
Dec. 4	@ New York	W 81-71	15-4	Feb. 22	@ Fort Wayne	L 78-90	40-17
Dec. 6	New York	W 85-78	16-4	Feb. 24	@ New York	L 63-79	40-18
Dec. 8	@ Indianapolis (@ Milw.)	L 76-81	16-5	Feb. 25	@ Baltimore	W 85-72	41-18
Dec. 11	Syracuse	W 82-79	17-5	Feb. 26	@ Philadelphia	W 85-73	42-18
Dec. 14	Rochester	W 95-77	18-5	Feb. 27	Philadelphia (@ Clev.)	W 98-75	43-18
Dec. 19	@ Indianapolis	W 87-69	19-5	Mar. 1	Philadelphia (@ St. Paul)	W 102-80	44-18
Dec. 20	@ Milwaukee	L 75-86	19-6	Mar. 3	Fort Wayne (@ Milw.)	W 86-68	45-18
Dec. 25	Indianapolis	W 90-73	20-6	Mar. 5	@ Syracuse	L 91-94	45-19
Dec. 27	Boston	W 94-71	21-6	Mar. 6	@ Boston	L 85-100	45-20
Dec. 28	Milwaukee	W 86-77	22-6	Mar. 7	@ Rochester	L 82-84	45-21
Dec. 30	@ Indianapolis	L 69-74	22-7	Mar. 8	Milwaukee	W 100-73	46-21
Dec. 31	Baltimore	L 82-56	23-7	Mar. 9	@ Ind. (@ Moorhead)	L 83-95	46-22
Jan. 2	Milwaukee (@ Chi.)	W 74-66	24-7	Mar. 12	Rochester	W 89-77	47-22
Jan. 3	Milwaukee (@ Hibbing)	W 79-75	25-7	Mar. 17	@ Indianapolis	W 73-71	48-22
Jan. 4	Rochester	W 83-80 (OT)	26-7				
Jan. 6	@ Rochester (@ Milw.)	L 69-85	26-8				
Jan. 8	@ Syracuse	L 67-75	26-9				
Jan. 10	Fort Wayne (@ St. Paul)	W 84-79	27-9				
Jan. 11	New York	W 85-79	28-9				
Jan. 14	@ Baltimore	W 112-104 (2OT)	29-9				

*Overtime games as available

46-26 - 1ST IN WESTERN DIVISION

Head Coach: John Kundla

Standing: Slater Martin, Frank Saul, Jim Holstein, Jim Pollard, Clyde Lovellette, George Mikan, Vern Mikkelsen, Dick Schnittker, Whitey Skoog

Not pictured: James Fritsche, Bob Harrison



NBA Champions

1953-54 REGULAR SEASON STATISTICS / GAME-BY-GAME RESULTS

	G	MIN	FGM	FGA	PCT	FTM	FTA	PCT	REB	AST	PF	DQ	PTS	AVG
Mikan	72	2362	441	1160	.380	424	546	.777	1028	174	268	4	1306	18.1
Pollard	71	2483	326	882	.370	179	230	.778	500	214	161	0	831	11.7
Mikkelsen	72	2247	288	771	.374	221	298	.742	615	119	264	7	797	11.1
Martin	69	2472	254	654	.388	176	243	.724	166	253	198	3	684	9.9
Lovellette	72	1255	237	560	.423	114	164	.695	419	51	210	2	588	8.2
Skoog	71	1877	212	530	.400	72	97	.742	224	179	234	5	496	7.0
Saul	71	1805	162	467	.347	128	170	.753	159	139	149	3	452	6.4
Harrison*	64	1443	144	449	.321	94	158	.595	130	139	218	-	382	6.0
Schnittker	71	1040	122	307	.397	86	132	.652	178	59	178	3	330	4.6
Fritsche**	68	1221	116	379	.306	49	68	.721	217	73	103	0	281	4.1
Holstein	70	1155	88	288	.306	64	112	.571	204	79	140	0	240	3.4

*Harrison - Played with Minneapolis, Milwaukee (totals w/ both teams); **Fritsche - Played with Minneapolis, Baltimore (totals w/ both teams).

DATE	OPPONENT	BOX SCORE	W / L	DATE	OPPONENT	BOX SCORE	W / L
Oct. 30	@ Milwaukee	L 59-69	0-1	Jan. 18	Milwaukee (@ KC, MO)	W 91-72	24-15
Oct. 31	@ New York	L 67-91	0-2	Jan. 23	Fort Wayne	W 75-72	25-15
Nov. 1	@ Boston	W 84-79	1-2	Jan. 26	@ Milwaukee	W 84-69	26-15
Nov. 4	@ Baltimore	W 77-75	2-2	Jan. 27	Baltimore	W 76-73	27-15
Nov. 5	@ Syracuse	W 77-65	3-2	Jan. 28	Baltimore (@ Grand Forks)	W 104-82	28-15
Nov. 7	New York	W 70-62	4-2	Jan. 30	Milwaukee	W 80-64	29-15
Nov. 10	@ Ft. Wayne (@ Milw.)	L 62-78	4-3	Jan. 31	Boston	W 82-67	30-15
Nov. 13	@ Milwaukee	W 92-84	5-3	Feb. 2	@ Rochester	W 87-78	31-15
Nov. 14	@ Rochester	L 91-98 (3OT)	5-4	Feb. 3	New York (@ Boston)	W 91-79	32-15
Nov. 15	Boston at NYC	W 89-74	6-4	Feb. 4	@ Baltimore	W 82-70	33-15
Nov. 17	Fort Wayne (@ Buffalo)	W 83-66	7-4	Feb. 6	Philadelphia	W 97-94	34-15
Nov. 19	@ Philadelphia	W 107-79	8-4	Feb. 7	@ Fort Wayne	L 83-90	34-16
Nov. 21	Rochester	W 76-70	9-4	Feb. 8	Philadelphia (@ Spencer)	W 106-91	35-16
Nov. 22	Milwaukee (@ Ft. Wayne)	W 57-55	10-4	Feb. 9	Philadelphia (@ Huron)	W 70-67	36-16
Nov. 26	Philadelphia	W 88-80	11-4	Feb. 11	Baltimore	W 110-82	37-16
Nov. 29	Boston	W 95-82	12-4	Feb. 12	@ Milwaukee (@ Toledo)	L 62-71	37-17
Dec. 3	Syracuse (@ Moorhead)	W 87-74	13-4	Feb. 13	@ Phil. (@ Grand Rapids)	W 86-77	38-17
Dec. 5	Syracuse	W 90-80	14-4	Feb. 14	Rochester	W 105-77	39-17
Dec. 12	New York	W 71-67	15-4	Feb. 16	Rochester (@ Hibbing)	W 85-79	40-17
Dec. 13	@ Roch. (@ Ft. Wayne)	L 70-87	15-5	Feb. 18	Boston	L 92-105	40-18
Dec. 15	@ New York	L 79-80	15-6	Feb. 20	Syracuse	W 83-68	41-18
Dec. 16	Milwaukee (@ Boston)	W 69-63	16-6	Feb. 21	@ Syracuse	L 73-100	41-19
Dec. 17	@ Baltimore	L 64-75	16-7	Feb. 22	@ Phil. (@ New Haven)	L 72-79	41-20
Dec. 19	@ Rochester	W 91-78	17-7	Feb. 23	@ New York	W 100-82	42-20
Dec. 20	@ Syracuse	L 76-81	17-8	Feb. 25	@ Philadelphia	L 72-81	42-21
Dec. 25	Baltimore (@ St. Paul)	L 78-88	17-9	Feb. 27	@ Baltimore	W 95-85	43-21
Dec. 26	Fort Wayne	W 77-71	18-9	Feb. 28	@ Fort Wayne	L 77-94	43-22
Dec. 27	@ Fort Wayne	W 79-75	19-9	Mar. 2	Syracuse (@ St. Paul)	W 91-87	44-22
Dec. 30	Fort Wayne	L 80-97	19-10	Mar. 5	@ Boston	L 106-128	44-23
Jan. 2	New York	W 78-74	20-10	Mar. 6	@ Rochester	L 59-74	44-24
Jan. 4	@ Rochester (@ Chicago)	L 84-85	20-11	Mar. 7	Milwaukee	W 65-63	45-24
Jan. 7	Rochester	W 89-71	21-11	Mar. 9	@ Rochester (@ Ind.)	L 61-70	45-25
Jan. 9	@ Milwaukee	W 78-67	22-11	Mar. 10	New York	L 76-85	45-26
Jan. 10	Boston	W 99-85	23-11	Mar. 13	Fort Wayne	W 93-66	46-26
Jan. 13	@ Boston	L 84-88	23-12				
Jan. 14	@ Syracuse	L 71-96	23-13				
Jan. 16	Milwaukee	L 58-64	23-14				
Jan. 17	@ Fort Wayne	L 83-86	23-15				

*Overtime games as available

1954-55 MINNEAPOLIS LAKERS



40-32 - 2ND IN WESTERN DIVISION

Head Coach: John Kundla

Players: Robert Carney, Lew Hitch, Jim Holstein, Ed Kalafat, Clyde Lovellette, Slater Martin, Vern Mikkelsen, Jim Pollard, Dick Schnittker, Whitey Skoog, Don Sunderlage, Bobby Watson

1954-55 REGULAR SEASON STATISTICS / GAME-BY-GAME RESULTS

	G	MIN	FGM	FGA	PCT	FTM	FTA	PCT	REB	AST	PF	DQ	PTS	AVG
Mikkelsen	71	2559	440	1043	.422	447	598	.747	722	145	319	14	1327	18.7
Lovellette	70	2361	519	1192	.435	273	398	.686	802	100	262	6	1311	18.7
Martin	72	2784	350	919	.381	276	359	.769	260	427	221	7	976	13.6
Skoog	72	2365	330	836	.395	125	155	.806	303	251	265	10	785	10.9
Schnittker	72	1798	226	583	.388	298	362	.823	349	114	231	7	750	10.4
Pollard	63	1960	265	749	.354	151	186	.812	458	160	147	3	681	10.8
Hitch*	74	1774	167	417	.400	115	169	.680	438	125	110	0	449	6.1
Kalafat	72	1102	118	375	.315	111	168	.661	317	75	205	9	347	4.8
Holstein	62	980	107	330	.324	67	94	.713	206	58	107	0	281	4.5
Watson**	63	702	72	223	.323	31	45	.689	87	79	67	0	175	2.8
Sunderlage	45	404	33	133	.248	48	73	.658	56	37	57	0	114	2.5
Carney	19	244	24	64	.375	21	40	.525	45	16	36	0	69	3.6

*Hitch - Played with Milwaukee, Minneapolis (totals w/ both teams). **Watson - Played with Minneapolis, Milwaukee (totals w/ both teams).

DATE	OPPONENT	BOX SCORE	W / L	DATE	OPPONENT	BOX SCORE	W / L
Oct. 30	@ New York	L 83-94	0-1	Jan. 16	Philadelphia	W 106-98	20-19
Oct. 31	@ Syracuse	W 97-94	1-1	Jan. 19	Milw. (@ New Orleans)	W 95-81	21-19
Nov. 6	Milwaukee (@ Buffalo)	W 79-67	2-1	Jan. 20	Milw. (@ Shreveport)	W 97-90	22-19
Nov. 7	New York	L 93-103 (OT)	2-2	Jan. 21	Milw. (@ Baton Rouge)	W 100-92	23-19
Nov. 14	Syracuse	W 99-92	3-2	Jan. 23	Milwaukee	W 82-79	24-19
Nov. 25	Rochester	W 95-84	4-2	Jan. 27	@ Milwaukee (@ Huron)	L 79-85	24-20
Nov. 27	@ Fort Wayne	L 81-97	4-3	Jan. 29	Fort Wayne	W 100-91	25-20
Nov. 28	Boston	W 115-108	5-3	Jan. 30	@ Fort Wayne	L 92-99	25-21
Nov. 30	@ Ft. Wayne (@ NYC)	L 90-92	5-4	Feb. 2	New York (@ St. Paul)	W 96-81	26-21
Dec. 1	@ Philadelphia	W 91-88	6-4	Feb. 3	New York	W 90-83	27-21
Dec. 2	@ Milw. (@ Ft. Wayne)	L 108-117	6-5	Feb. 5	Milwaukee (@ Waterloo)	W 103-87	28-21
Dec. 4	@ Milwaukee	L 88-95	6-6	Feb. 6	Milwaukee	L 99-101	28-22
Dec. 5	Milwaukee	W 104-102 (OT)	7-6	Feb. 8	@ New York	L 95-98	28-23
Dec. 7	@ New York	L 89-97	7-7	Feb. 9	@ New York (@ Boston)	L 112-118	28-24
Dec. 8	@ Boston	W 101-99	8-7	Feb. 10	@ Syracuse	L 81-85	28-25
Dec. 11	@ Rochester	W 91-83	9-7	Feb. 12	@ Rochester	W 96-95	29-25
Dec. 12	New York	W 80-73	10-7	Feb. 13	Philadelphia	W 103-93	30-25
Dec. 14	@ Boston (@ NYC)	L 108-115	10-8	Feb. 19	Fort Wayne	W 98-92	31-25
Dec. 15	@ Rochester (@ Buffalo)	L 97-99 (OT)	10-9	Feb. 20	Rochester	W 105-92	32-25
Dec. 18	Syracuse	W 86-83	11-9	Feb. 21	Rochester (@ Spencer)	W 112-110	33-25
Dec. 19	@ Syracuse	L 93-108	11-10	Feb. 23	@ Ft. Wayne (@ St. Louis)	L 97-120	33-26
Dec. 25	Philadelphia	W 99-91	12-10	Feb. 24	Boston	W 112-88	34-26
Dec. 26	Boston	W 87-82	13-10	Feb. 25	@ Boston (@ Moorhead)	L 104-107	34-27
Dec. 29	@ Boston (@ Hibbing)	W 129-118 (OT)	14-10	Feb. 26	Fort Wayne	L 89-90	34-28
Dec. 30	@ Fort Wayne (@ Minot)	L 76-93	14-11	Feb. 27	Rochester	W 93-84	35-28
Dec. 31	@ Fort Wayne	W 103-91	15-11	Feb. 28	Fort Wayne (@ St. Paul)	L 88-90	35-29
Jan. 2	Rochester	L 100-102	15-12	Mar. 3	@ Rochester (@ Ft. Wayne)	L 76-83	35-30
Jan. 3	Philadelphia (@ Chi.)	W 76-74	16-12	Mar. 4	@ Boston	W 121-106	36-30
Jan. 4	@ Fort Wayne (@ Elkhart)	L 92-93	16-13	Mar. 5	@ Rochester	W 107-104 (OT)	37-30
Jan. 5	@ Philadelphia	L 85-106	16-14	Mar. 6	Milwaukee	L 98-100	37-31
Jan. 6	@ Syracuse	W 117-106	17-14	Mar. 7	New York (@ Boston)	W 97-96	38-31
Jan. 8	Syracuse	L 97-100	17-15	Mar. 9	@ Philadelphia	L 89-102	38-32
Jan. 9	@ Fort Wayne	L 86-89	17-16	Mar. 10	@ Syracuse (@ NYC)	W 96-93	39-32
Jan. 11	Syracuse	W 93-82	18-16	Mar. 12	Phila. (@ Des Moines)	W 86-78	40-32
Jan. 12	@ Rochester	W 102-88	19-16				
Jan. 13	@ Philadelphia	L 96-102 (OT)	19-17				
Jan. 14	@ Boston	L 95-100	19-18				
Jan. 15	@ Rochester	L 90-93	19-19				

*Overtime games as available

1955-56 MINNEAPOLIS LAKERS

33-39 - 3RD IN WESTERN DIVISION

Head Coach: John Kundla
 Asst. Coach: Dave MacMillan
 Players: Ron Feireisel, Dick Garmaker,
 Lew Hitch, Johnny Horan, Ed Kalafat,
 Clyde Lovellette, Slater Martin,
 Charles Mencil, George Mikan, Vern
 Mikkelsen, Dick Schnittker, Whitey
 Skoog, Bob Williams[^]



1955-56 REGULAR SEASON STATISTICS / GAME-BY-GAME RESULTS

	G	MIN	FGM	FGA	PCT	FTM	FTA	PCT	REB	AST	PF	DQ	PTS	AVG
Lovellette	71	2518	594	1370	.434	338	469	.721	992	164	245	5	1526	21.5
Mikkelsen	72	2100	317	821	.386	328	408	.804	608	173	319	17	962	13.4
Martin	72	2838	309	863	.358	329	395	.833	260	445	202	2	947	13.2
Skoog	72	2311	340	854	.398	155	193	.803	291	255	232	5	835	11.6
Schnittker	72	1930	254	647	.393	304	355	.856	296	142	253	4	812	11.3
Kalafat	72	1639	194	540	.359	186	252	.738	440	130	236	2	574	8.0
Mikan	37	765	148	375	.395	94	122	.770	308	53	153	6	390	10.5
Garmaker	68	870	138	373	.370	112	139	.806	132	104	127	0	388	5.7
Mencil	69	973	120	375	.320	78	96	.813	110	132	74	1	318	4.6
Hitch	69	1129	94	235	.400	100	132	.758	283	77	85	0	288	4.2
Williams [^]	20	173	21	46	.457	24	45	.533	54	7	36	1	66	3.3
Feireisel	10	59	8	28	.286	14	16	.875	6	6	9	0	30	3.0
Horan†	12	50	4	16	.250	4	5	.800	6	1	7	0	12	1.0

†Totals with Lakers only.

DATE	OPPONENT	BOX SCORE	W / L	DATE	OPPONENT	BOX SCORE	W / L
Nov. 5	@ St. Louis	L 89-101	0-1	Jan. 18	Philadelphia (@ St. Paul)	W 105-94	17-22
Nov. 6	@ Fort Wayne	W 96-95	1-1	Jan. 19	@ Syracuse	L 100-122	17-23
Nov. 9	@ Philadelphia	L 106-117	1-2	Jan. 20	@ New York (@ Boston)	L 109-122	17-24
Nov. 10	@ New York	L 105-112	1-3	Jan. 21	@ New York	W 109-89	18-24
Nov. 11	@ Boston	L 75-119	1-4	Jan. 22	New York	L 95-100	18-25
Nov. 12	@ Phila. (@ Hershey)	L 89-100	1-5	Jan. 25	New York	W 104-95	19-25
Nov. 16	@ Syracuse	L 91-105	1-6	Jan. 28	Philadelphia	L 85-108	19-26
Nov. 19	@ Rochester	W 91-90	2-6	Jan. 29	St. Louis	L 107-114	19-27
Nov. 20	Rochester	L 96-104	2-7	Jan. 31	Rochester (@ St. Louis)	W 92-86	20-27
Nov. 24	St. Louis	W 107-99	3-7	Feb. 1	Boston	W 107-106	21-27
Nov. 26	@ St. Louis	L 95-104	3-8	Feb. 2	@ Boston (@ St. Louis)	L 101-102	21-28
Nov. 27	Philadelphia	W 99-94	4-8	Feb. 5	Rochester	L 109-121	21-29
Nov. 30	@ St. Louis (@ Roch.)	L 97-99	4-9	Feb. 8	Fort Wayne	W 106-82	22-29
Dec. 1	New York (@ Phila.)	W 97-90	5-9	Feb. 11	Philadelphia	L 102-117	22-30
Dec. 3	@ Syracuse	L 103-114	5-10	Feb. 12	@ Fort Wayne	L 78-82	22-31
Dec. 4	Syracuse	L 96-102	5-11	Feb. 14	Rochester (@ St. Louis)	W 110-79	23-31
Dec. 6	@ Philadelphia (@ NYC)	L 103-116	5-12	Feb. 15	New York (@ St. Paul)	W 113-102	24-31
Dec. 7	@ Rochester	L 79-92	5-13	Feb. 17	@ Philadelphia	L 111-134	24-32
Dec. 10	@ Boston	L 102-118	5-14	Feb. 18	@ Rochester	W 119-99	25-32
Dec. 13	@ New York	L 91-98	5-15	Feb. 19	Rochester	W 100-93	26-32
Dec. 14	Fort Wayne (@ Boston)	W 98-85	6-15	Feb. 22	Boston	L 90-93	26-33
Dec. 15	@ Syracuse	W 135-133 (3OT)	7-15	Feb. 26	Fort Wayne	L 90-95	26-34
Dec. 17	Rochester	W 94-92	8-15	Feb. 29	Syracuse (@ St. Paul)	W 98-94	27-34
Dec. 18	@ Fort Wayne	L 86-96	8-16	Mar. 1	@ Philadelphia	W 102-100	28-34
Dec. 20	@ Boston (@ NYC)	L 104-111	8-17	Mar. 2	@ Boston	L 113-119	28-35
Dec. 25	Boston	L 112-115	8-18	Mar. 3	@ Rochester	L 90-94	28-36
Dec. 28	St. Louis	L 90-111	8-19	Mar. 4	St. Louis	W 113-84	29-36
Dec. 29	St. Louis (@ Ft. Wayne)	W 74-71	9-19	Mar. 7	Fort Wayne	W 98-95	30-36
Jan. 1	Syracuse	L 80-85	9-20	Mar. 8	@ Fort Wayne	L 82-100	30-37
Jan. 2	Fort Wayne (@ St. Louis)	W 95-89	10-20	Mar. 9	@ St. Louis	L 102-103	30-38
Jan. 4	St. Louis (@ St. Paul)	W 94-76	11-20	Mar. 10	@ St. Louis	L 97-105	30-39
Jan. 7	@ Rochester	L 98-103	11-21	Mar. 11	Rochester	W 126-98	31-39
Jan. 8	Syracuse	W 99-91	12-21	Mar. 13	New York (@ Moorhead)	W 102-89	32-39
Jan. 10	Syracuse (@ Ft. Wayne)	W 90-79	13-21	Mar. 14	Fort Wayne	W 100-96	33-39
Jan. 11	Boston (@ St. Paul)	W 114-110	14-21				
Jan. 14	Fort Wayne	W 117-94	15-21				
Jan. 15	@ Fort Wayne	L 99-104	15-22				
Jan. 17	St. Louis (@ KC, MO)	W 97-86	16-22				

^{*}Overtime games as available;

[^] First African-American player in Lakers History

1956-57 MINNEAPOLIS LAKERS



34-38 - 2ND IN WESTERN DIVISION

Head Coach: John Kundla
 Asst. Coach: Dave MacMillan
 Players: Walter Dukes, Dick Garmaker, Ed Kalafat, Bob Leonard, Clyde Lovellette, Charles Mencil, Vern Mikkelsen, Jim Paxson, Dick Schnittker, Whitey Skoog, ^Ab Williams

1956-57 REGULAR SEASON STATISTICS / GAME-BY-GAME RESULTS

	G	MIN	FGM	FGA	PCT	FTM	FTA	PCT	REB	AST	PF	DQ	PTS	AVG
Lovellette	69	2492	574	1348	.426	286	399	.717	932	139	251	4	1434	20.8
Garmaker	72	2406	406	1015	.400	365	435	.839	336	190	199	1	1177	16.3
Mikkelsen	72	2198	322	854	.377	342	424	.807	630	121	312	18	986	13.7
Leonard	72	1943	303	867	.349	186	241	.772	220	169	140	0	792	11.0
Dukes	71	1866	228	626	.364	264	383	.689	794	54	273	10	720	10.1
Mencil	72	1848	243	688	.353	179	240	.746	237	201	95	0	665	9.2
Kalafat	65	1617	178	507	.351	197	298	.661	425	105	243	9	553	8.5
Paxson	71	1274	138	485	.285	170	236	.720	266	86	163	3	446	6.3
Schnittker	70	997	113	351	.322	160	193	.829	185	52	144	3	386	5.5
Skoog	23	656	78	220	.355	44	47	.936	72	76	65	1	200	8.7
Williams	4	20	1	4	.250	2	3	.667	5	0	2	0	4	1.0

DATE	OPPONENT	BOX SCORE	W / L	DATE	OPPONENT	BOX SCORE	W / L
Oct. 27	@ St. Louis	L 75-97	0-1	Jan. 13	Boston	W 104-87	18-21
Oct. 28	@ Fort Wayne	L 88-94	0-2	Jan. 17	@ New York (@ LaCrosse)	L 93-94	18-22
Nov. 1	Rochester (@ Johnstown)	W 97-88	1-2	Jan. 20	Rochester	W 114-107	19-22
Nov. 3	@ Rochester	W 95-85	2-2	Jan. 23	Rochester (@ Louisville)	W 107-99	20-22
Nov. 4	Rochester	W 88-87	3-2	Jan. 25	@ Boston	L 106-115	20-23
Nov. 10	@ Boston	L 110-117	3-3	Jan. 26	@ New York	L 107-122	20-24
Nov. 11	@ Rochester (@ NYC)	L 82-94	3-4	Jan. 27	@ Syracuse	L 93-94	20-25
Nov. 14	Boston (@ Rochester)	W 113-97	4-4	Jan. 28	@ Syracuse (@ Boston)	L 96-112	20-26
Nov. 15	@ Syracuse	W 103-96	5-4	Jan. 29	@ Boston (@ NYC)	L 91-103	20-27
Nov. 16	@ Philadelphia	L 97-123	5-5	Jan. 31	Fort Wayne	L 107-111	20-28
Nov. 18	Fort Wayne	L 107-111	5-6	Feb. 2	St. Louis	L 97-106	20-29
Nov. 22	Syracuse	W 111-78	6-6	Feb. 3	@ St. Louis	L 85-102	20-30
Nov. 24	@ St. Louis	W 104-102 (OT)	7-6	Feb. 6	Philadelphia	W 101-100	21-30
Nov. 25	St. Louis	L 94-95	7-7	Feb. 9	Fort Wayne	W 99-92	22-30
Nov. 27	Philadelphia (@ St. Louis)	W 113-98	8-7	Feb. 10	@ Fort Wayne	L 100-113	22-31
Nov. 28	@ Boston (@ Louisville)	L 93-105	8-8	Feb. 12	@ St. Louis (@ KC, MO)	W 110-105	23-31
Dec. 1	@ Rochester	L 83-95	8-9	Feb. 13	Boston	W 115-114	24-31
Dec. 2	Philadelphia	W 106-96	9-9	Feb. 14	New York (@ Ft. Wayne)	W 99-97	25-31
Dec. 4	@ New York	L 88-101	9-10	Feb. 15	@ Phila. (@ Camden)	L 104-105	25-32
Dec. 6	St. Louis (@ Phila.)	W 103-96	10-10	Feb. 16	@ New York	L 112-120	25-33
Dec. 7	@ Boston	L 114-121	10-11	Feb. 17	St. Louis	L 115-118 (OT)	25-34
Dec. 9	New York	L 91-100	10-12	Feb. 20	Rochester	W 111-103	26-34
Dec. 11	@ Philadelphia	L 111-114	10-13	Feb. 23	Syracuse	L 101-103	26-35
Dec. 12	New York (@ Boston)	W 121-103	11-13	Feb. 24	Fort Wayne	W 123-115	27-35
Dec. 16	Rochester	W 101-97	12-13	Feb. 25	@ St. Louis (@ Ft. Wayne)	L 94-110	27-36
Dec. 20	Roch. (@ Saratoga Sp.)	W 105-103	13-13	Feb. 26	@ Syracuse	L 108-120	27-37
Dec. 22	@ Rochester	L 101-115	13-14	Feb. 28	@ Philadelphia	L 112-129	27-38
Dec. 23	@ Syracuse	L 97-107	13-15	Mar. 1	Rochester (@ Boston)	W 125-117	28-38
Dec. 25	Fort Wayne (@ Roch.)	W 100-89	14-15	Mar. 3	New York	W 119-108	29-38
Dec. 27	@ Fort Wayne	L 93-120	14-16	Mar. 7	Boston	W 109-104	30-38
Dec. 29	St. Louis	L 92-95	14-17	Mar. 8	@ Fort Wayne	W 101-97	31-38
Dec. 30	@ St. Louis	L 93-100	14-18	Mar. 10	St. Louis	W 117-104	32-38
Jan. 3	@ Fort Wayne	L 102-104	14-19	Mar. 12	Philadelphia (@ St. Paul)	W 100-94	33-38
Jan. 6	New York	L 101-111	14-20	Mar. 13	Philadelphia	W 114-97	34-38
Jan. 8	@ Ft. Wayne (@ Winnipeg)	L 86-87	14-21				
Jan. 9	Syracuse (@ Moorhead)	W 93-86	15-21				
Jan. 10	@ Syracuse	W 118-110	16-21				
Jan. 12	Fort Wayne (@ St. Louis)	W 105-87	17-21				

*Overtime games as available;

^First African-American player in Lakers History

19-53 - 4TH IN WESTERN DIVISION

Head Coach: George Mikan, John Kundla

Players: George Brown, Bob Burrow, Walter Devlin, Bo Erias, Ed Fleming, Larry Foust, Dick Garmaker, Rod Hundley, McCoy Ingram, Jim Krebs, Bob Leonard, Vern Mikkelsen, Dick Schnittker, Frank Selvy, Art Spoelstra



1957-58 REGULAR SEASON STATISTICS / GAME-BY-GAME RESULTS

	G	MIN	FGM	FGA	PCT	FTM	FTA	PCT	REB	AST	PF	DQ	PTS	AVG
Mikkelsen	72	2390	439	1070	.410	370	471	.786	805	166	299	20	1248	17.3
Foust	72	2200	391	982	.398	428	566	.756	876	108	299	11	1210	16.8
Garmaker	68	2216	390	988	.395	314	411	.764	365	183	190	2	1094	16.1
Leonard	66	2074	266	794	.335	205	268	.765	237	218	145	0	737	11.2
Fleming	72	1686	226	655	.345	181	255	.710	492	139	222	5	633	8.8
Krebs	68	1259	199	527	.378	135	176	.767	502	27	182	4	533	7.8
Devlin	70	1248	170	489	.348	133	172	.773	132	167	104	1	473	6.8
Schnittker	50	979	128	357	.359	201	237	.848	211	71	126	5	457	9.1
Hundley	65	1154	174	548	.318	104	162	.642	186	121	99	0	452	7.0
Spoelstra*	50	1098	141	353	.399	100	150	.667	281	51	183	-	382	7.6
Erias	18	401	59	170	.347	30	47	.638	83	26	52	1	148	8.2
Selvy†	12	231	28	84	.333	20	29	.690	35	19	21	0	76	6.3
Ingram	24	267	27	103	.262	13	28	.464	116	20	44	1	67	2.8
Burrow	14	171	22	70	.314	11	33	.333	64	6	15	0	55	3.9
Brown	1	6	0	2	.000	1	2	.500	1	0	1	0	1	1.0

*Finished with another team. †Totals with Lakers only.

DATE	OPPONENT	BOX SCORE	W / L
Oct. 26	@ St. Louis	L 84-112	0-1
Oct. 30	Detroit	L 96-115	0-2
Nov. 1	@ Syracuse	L 100-113	0-3
Nov. 2	@ Philadelphia	L 108-118	0-4
Nov. 6	Boston	L 94-103	0-5
Nov. 8	@ Phila. (@ Hershey)	L 108-119	0-6
Nov. 12	@ Boston (@ Detroit)	L 104-107	0-7
Nov. 13	New York (@ St. Paul)	W 124-106	1-7
Nov. 15	@ Detroit	W 112-104	2-7
Nov. 17	Syracuse	L 98-110	2-8
Nov. 20	New York	L 101-105	2-9
Nov. 21	@ New York (@ Detroit)	L 123-124 (OT)	2-10
Nov. 23	@ Boston	L 107-131	2-11
Nov. 24	@ Phila. (@ Camden)	L 98-105	2-12
Nov. 26	@ Detroit (@ NYC)	L 91-109	2-13
Nov. 27	@ Cincinnati (@ Detroit)	L 106-107	2-14
Nov. 30	St. Louis	W 118-113	3-14
Dec. 1	@ Cincinnati	L 89-90	3-15
Dec. 3	@ St. Louis (@ Detroit)	L 108-115	3-16
Dec. 4	Boston	L 98-108	3-17
Dec. 7	Syracuse (@ St. Paul)	W 121-113	4-17
Dec. 10	@ Syracuse (@ Detroit)	L 104-114	4-18
Dec. 11	Syracuse	W 110-95	5-18
Dec. 15	St. Louis	L 118-138	5-19
Dec. 18	Philadelphia	W 108-102	6-19
Dec. 21	@ Boston	L 119-140	6-20
Dec. 22	@ St. Louis	L 115-123	6-21
Dec. 25	@ Detroit	W 106-104	7-21
Dec. 28	Cincinnati	L 101-112	7-22
Dec. 29	@ Cincinnati	W 111-103	8-22
Dec. 30	@ St. Louis (@ Dallas)	L 98-105	8-23
Dec. 31	@ New York	L 116-142	8-24
Jan. 1	@ Syracuse	L 109-120	8-25
Jan. 5	@ Boston (@ Providence)	L 100-113	8-26
Jan. 8	Boston (@ St. Paul)	L 87-107	8-27
Jan. 9	@ Syracuse	L 122-127	8-28
Jan. 10	Detroit (@ Phila.)	W 124-114	9-28
Jan. 11	@ Detroit	L 102-129	9-29

DATE	OPPONENT	BOX SCORE	W / L
Jan. 12	@ St. Louis	L 105-111	9-30
Jan. 16	@ Cincinnati	L 108-124	9-31
Jan. 17	St. Louis (@ Detroit)	W 112-110 (OT)	10-31
Jan. 19	Detroit	W 118-111	11-31
Jan. 22	Boston	L 87-97	11-32
Jan. 23	Detroit (@ St. Paul)	W 128-125 (OT)	12-32
Jan. 25	@ New York	L 116-128	12-33
Jan. 26	New York	L 106-109	12-34
Jan. 27	@ New York (@ Detroit)	L 102-113	12-35
Jan. 30	Cincinnati	W 105-104	13-35
Feb. 1	Syracuse	L 91-97	13-36
Feb. 2	Cincinnati	W 106-95	14-36
Feb. 4	@ Phila. (@ Detroit)	L 103-107	14-37
Feb. 5	Philadelphia	L 102-112	14-38
Feb. 7	@ Boston	L 88-114	14-39
Feb. 8	@ New York	L 93-94	14-40
Feb. 9	@ Cincinnati	L 104-121	14-41
Feb. 11	@ Cincinnati (@ St. Louis)	L 103-106	14-42
Feb. 12	New York	L 97-106	14-43
Feb. 14	St. Louis (@ St. Paul)	L 100-104	14-44
Feb. 15	@ Detroit	W 111-110	15-44
Feb. 16	Philadelphia	W 106-99	16-44
Feb. 18	@ St. Louis	L 98-118	16-45
Feb. 19	Detroit	L 115-117 (OT)	16-46
Feb. 22	Cincinnati	W 100-81	17-46
Feb. 23	@ Cincinnati	L 93-111	17-47
Feb. 24	@ Phila. (@ Bethlehem)	L 95-110	17-48
Feb. 26	@ Syracuse	L 90-119	17-49
Feb. 27	@ Detroit (@ Phila.)	L 109-112	17-50
Mar. 2	Philadelphia	W 102-92	18-50
Mar. 6	Detroit	L 116-132	18-51
Mar. 8	@ St. Louis	L 123-126	18-52
Mar. 9	St. Louis	W 107-99	19-52
Mar. 12	Cincinnati	L 89-96	19-53

*Overtime games as available

1958-59 MINNEAPOLIS LAKERS



33-39 - 2ND IN WESTERN DIVISION

Head Coach: John Kundla
Players: Elgin Baylor, Boo Ellis, Ed Fleming, Larry Foust, Dick Garmaker, Steve Hamilton, Rod Hundley, Jim Krebs, Bob Leonard, Vern Mikkelsen

Western Division Champions

1958-59 REGULAR SEASON STATISTICS / GAME-BY-GAME RESULTS

	G	MIN	FGM	FGA	PCT	FTM	FTA	PCT	REB	AST	PF	DQ	PTS	AVG
Baylor	70	2855	605	1482	.408	532	685	.777	1050	287	270	4	1742	24.9
Mikkelsen	72	2139	353	904	.390	286	355	.806	570	159	246	8	992	13.8
Garmaker	72	2493	350	885	.395	284	368	.772	325	211	226	3	984	13.7
Foust	72	1933	301	771	.390	280	366	.765	627	91	233	5	882	12.3
Hundley	71	1664	259	719	.360	164	218	.752	250	205	139	0	682	9.6
Krebs	72	1578	271	679	.399	92	123	.748	491	50	212	4	634	8.8
Leonard	58	1598	206	552	.373	120	160	.750	178	186	119	0	532	9.2
Fleming	71	1132	162	419	.387	137	190	.721	281	89	148	1	461	6.5
Ellis	72	1202	163	379	.430	102	144	.708	380	59	137	0	428	5.9
Hamilton	67	847	109	294	.371	74	109	.679	220	36	144	2	292	4.4

DATE	OPPONENT	BOX SCORE	W / L
Oct. 22	Cincinnati	W 99-79	1-0
Oct. 25	@ Cincinnati	L 94-110	1-1
Oct. 26	Detroit	W 108-100	2-1
Oct. 29	St. Louis	L 100-112	2-2
Nov. 1	@ St. Louis	W 108-101	3-2
Nov. 6	Philadelphia	W 103-101	4-2
Nov. 8	New York	L 100-108	4-3
Nov. 9	@ Syracuse	L 97-101	4-4
Nov. 11	@ Boston	L 113-116	4-5
Nov. 13	@ Detroit (@ NYC)	L 110-119	4-6
Nov. 15	@ Philadelphia	L 101-106	4-7
Nov. 16	@ New York	L 90-98	4-8
Nov. 20	Syracuse	W 121-102	5-8
Nov. 22	@ St. Louis	L 109-114	5-9
Nov. 23	Detroit	L 109-124	5-10
Nov. 24	@ Boston (@ Charlotte)	L 104-123	5-11
Nov. 25	@ Detroit	W 98-90	6-11
Nov. 28	Cincinnati	W 114-93	7-11
Nov. 29	@ Syracuse	W 108-105	8-11
Nov. 30	@ Cincinnati	W 84-77	9-11
Dec. 6	@ Cincinnati (@ St. Louis)	L 128-132 (3OT)	9-12
Dec. 9	@ New York	L 97-110	9-13
Dec. 11	Syracuse	L 99-101 (OT)	9-14
Dec. 14	New York	L 99-100	9-15
Dec. 18	Detroit	W 113-104	10-15
Dec. 20	Philadelphia	W 99-88	11-15
Dec. 25	@ Detroit (@ NYC)	L 97-98 (OT)	11-16
Dec. 26	@ Boston (@ Detroit)	L 99-107	11-17
Dec. 27	Boston	L 94-112	11-18
Dec. 28	@ Cincinnati	L 116-120	11-19
Dec. 29	@ Phila. (@ St. Louis)	L 93-95	11-20
Dec. 30	Syracuse (@ Phila.)	W 118-113	12-20
Jan. 1	@ Syracuse	W 106-105	13-20
Jan. 2	New York	W 107-97	14-20
Jan. 4	@ Philadelphia	W 111-95	15-20
Jan. 5	@ Boston	L 106-118	15-21
Jan. 6	@ St. Louis (@ NYC)	L 95-112	15-22
Jan. 7	@ St. Louis (@ Houston)	L 78-89	15-23

DATE	OPPONENT	BOX SCORE	W / L
Jan. 8	St. Louis (@ Dallas)	W 95-93	16-23
Jan. 11	@ Boston (@ SF)	L 106-109	16-24
Jan. 12	@ Boston (@ Seattle)	L 108-117	16-25
Jan. 13	@ St. Louis	L 95-110	16-26
Jan. 15	@ Syracuse	L 105-111	16-27
Jan. 16	@ Cin. (@ Charleston)	L 91-95	16-28
Jan. 18	Philadelphia	W 119-98	17-28
Jan. 25	@ Philadelphia	L 111-125	17-29
Jan. 28	Syracuse	W 112-109	18-29
Jan. 29	@ Syracuse (@ Houston)	L 91-117	18-30
Jan. 30	Detroit (@ St. Louis)	W 88-86	19-30
Jan. 31	@ St. Louis (@ Detroit)	L 96-120	19-31
Feb. 7	Philadelphia	W 109-97	20-31
Feb. 8	@ Detroit	W 115-103	21-31
Feb. 9	New York	W 128-122	22-31
Feb. 10	Cincinnati (@ Houston)	W 118-100	23-31
Feb. 11	Cincinnati (@ SF)	W 106-105	24-31
Feb. 12	@ Cincinnati (@ Port.)	L 114-119	24-32
Feb. 14	@ St. Louis	L 96-139	24-33
Feb. 15	St. Louis	W 109-98	25-33
Feb. 17	@ Detroit	W 97-90	26-33
Feb. 18	Detroit	W 105-95	27-33
Feb. 20	New York (@ Detroit)	W 116-106	28-33
Feb. 22	@ St. Louis	L 106-120	28-34
Feb. 25	Cincinnati (@ Detroit)	W 116-96	29-34
Feb. 27	@ Boston	L 139-135	29-35
Feb. 28	@ New York	L 107-112	29-36
Mar. 1	Phila. (@ Camden)	W 100-98	30-36
Mar. 3	@ Boston (@ Providence)	L 112-119	30-37
Mar. 4	@ Cincinnati	L 122-128	30-38
Mar. 5	New York (@ Phila.)	W 135-115	31-38
Mar. 6	@ Detroit	W 99-98	32-38
Mar. 8	St. Louis	W 120-104	33-38
Mar. 11	Detroit	L 118-123	33-39

*Overtime games as available

25-50 - 3RD IN WESTERN DIVISION

Head Coach: John Castellani, Jim Pollard
 Players: Elgin Baylor, Boo Ellis, Ray Felix, Ed Fleming, Larry Foust, Dick Garmaker, Steve Hamilton, Tom Hawkins, Rod Hundley Jim Krebs, Rudy LaRusso, Bob Leonard, Nick Mantis, Frank Selvy, Charlie Share, Ron Sobie, Bobby Smith



1959-60 REGULAR SEASON STATISTICS / GAME-BY-GAME RESULTS


	G	MIN	FGM	FGA	PCT	FTM	FTA	PCT	REB	AST	PF	DQ	PTS	AVG
Baylor	70	2873	755	1781	.424	564	770	.732	1150	243	234	2	2074	29.6
LaRusso	71	2092	355	913	.389	265	357	.742	679	83	222	8	975	13.7
Hundley	73	2279	365	1019	.358	203	273	.744	390	338	194	0	933	12.8
Foust**	72	1964	312	766	.407	253	320	.791	621	96	241	7	877	12.2
Leonard	73	2074	231	717	.322	136	193	.705	245	252	171	3	598	8.2
Krebs	75	1269	237	605	.392	98	136	.721	327	38	210	2	572	7.6
Hawkins	69	1467	220	579	.380	106	164	.646	428	54	188	3	546	7.9
Garmaker*	44	1187	198	525	.377	117	163	.718	189	133	126	-	513	11.7
Selvy†	43	1091	169	427	.396	122	160	.763	127	81	76	-	460	10.7
Felix†	31	696	105	261	.402	51	79	.646	258	29	133	-	261	8.4
Ellis	46	671	64	185	.346	51	76	.671	236	27	64	2	179	3.9
Fleming	27	413	59	141	.418	53	69	.768	87	38	46	0	171	6.3
Share**	41	651	59	151	.391	53	80	.663	221	62	142	9	171	4.2
Hamilton	15	247	29	77	.377	18	23	.783	58	7	39	1	76	5.1
Smith	10	130	13	54	.241	11	16	.688	33	14	10	0	37	3.7
Mantis	10	71	10	39	.256	1	2	.500	6	9	8	0	21	2.1
Sobie†	1	13	1	4	.250	0	1	.000	2	2	4	0	2	2.0

*Finished season with another team. †Totals with Lakers only. **totals w/ multiple teams.

DATE	OPPONENT	BOX SCORE	W / L	DATE	OPPONENT	BOX SCORE	W / L
Oct. 18	Detroit	L 105-106	0-1	Jan. 10	@ Cincinnati	W 112-106	13-26
Oct. 24	@ St. Louis	W 94-87	1-1	Jan. 14	New York (@ St. Paul)	L 126-131	13-27
Oct. 25	@ Cincinnati	L 102-103	1-2	Jan. 15	@ Cincinnati	L 118-122	13-28
Oct. 31	@ Syracuse	L 108-117	1-3	Jan. 16	Detroit (@ St. Paul)	L 98-105	13-29
Nov. 1	St. Louis	L 101-138	1-4	Jan. 17	@ St. Louis	L 119-135	13-30
Nov. 3	@ New York (@St. Louis)	L 93-99	1-5	Jan. 23	New York	L 104-115	13-31
Nov. 6	Detroit	L 113-118 (2OT)	1-6	Jan. 27	Cincinnati (@ Detroit)	W 116-112	14-31
Nov. 7	@ Detroit	W 113-111 (OT)	2-6	Jan. 29	Syracuse	L 112-119	14-32
Nov. 8	Boston	W 136-115	3-6	Jan. 31	@ Phil. (@ SF)	L 104-114	14-33
Nov. 10	@ St. Louis	L 105-134	3-7	Feb. 1	@ Philadelphia (@ LA)	L 96-103	14-34
Nov. 12	@ Detroit (@ NYC)	L 93-107	3-8	Feb. 3	@ Boston	L 108-128	14-35
Nov. 14	@ Philadelphia	L 98-104	3-9	Feb. 5	St. Louis	L 96-114	14-36
Nov. 15	Phil. (@ St. Paul)	W 106-100	4-9	Feb. 6	@ Detroit	L 101-116	14-37
Nov. 18	New York	L 105-106	4-10	Feb. 7	Detroit	W 104-102	15-37
Nov. 20	Detroit	W 105-85	5-10	Feb. 9	@ Boston (@ St. Louis)	L 90-129	15-38
Nov. 21	@ Cincinnati	W 99-93 (OT)	6-10	Feb. 10	@ Syracuse (@ NYC)	L 109-110	15-39
Nov. 25	Syracuse	L 93-100	6-11	Feb. 11	Cincinnati	L 108-111	15-40
Nov. 26	@ Cincinnati	L 95-114	6-12	Feb. 13	@ Detroit	W 123-117 (OT)	16-40
Nov. 28	@ St. Louis	L 91-102	6-13	Feb. 14	Syracuse	L 119-121	16-41
Nov. 29	Boston (@ St. Paul)	L 93-109	6-14	Feb. 16	@ Boston (@ NYC)	L 122-130	16-42
Dec. 1	@ New York	W 103-100	7-14	Feb. 17	@ St. Louis (@ Phil.)	L 127-131	16-43
Dec. 3	@ Philadelphia	L 109-123	7-15	Feb. 19	St. Louis	W 111-101	17-43
Dec. 4	@ Detroit	L 101-120	7-16	Feb. 20	@ Philadelphia	L 106-122	17-44
Dec. 5	@ Syracuse	L 95-108	7-17	Feb. 21	St. Louis (@ LA)	W 112-98	18-44
Dec. 6	Boston	L 104-121	7-18	Feb. 22	@ St. Louis (@ LA)	L 103-113	18-45
Dec. 8	@ Syracuse (@ Seat.)	L 89-93	7-19	Feb. 23	@ New York	W 117-112	19-45
Dec. 9	Syracuse (@ SF)	W 96-86	8-19	Feb. 24	@ Bos. (@ College Park)	L 110-131	19-46
Dec. 12	Cincinnati	L 97-107	8-20	Feb. 25	Cincinnati (@ Prov.)	W 105-95	20-46
Dec. 19	@ Cincinnati	W 131-113	9-20	Feb. 26	@ Boston	L 111-128	20-47
Dec. 25	@ St. Louis	L 96-112	9-21	Feb. 27	Philadelphia	W 109-91	21-47
Dec. 26	@ Detroit	W 108-105	10-21	Mar. 1	@ St. Louis	L 101-109	21-48
Dec. 27	Detroit	W 119-109	11-21	Mar. 2	New York (@ Boston)	W 123-113	22-48
Dec. 28	@ Boston	L 104-107	11-22	Mar. 3	Cincinnati (@ Phil.)	W 117-114	23-48
Dec. 30	@ Philadelphia	L 107-122	11-23	Mar. 5	St. Louis	L 106-107	23-49
Dec. 31	@ New York	L 102-127	11-24	Mar. 6	Cincinnati	W 114-105	24-49
Jan. 1	Syracuse	L 98-109	11-25	Mar. 9	@ Detroit	L 116-117	24-50
Jan. 5	@ Philadelphia (@ NYC)	L 111-126	11-26	Mar. 10	New York	W 133-108	25-50
Jan. 9	Cincinnati	W 121-91	12-26				

*Overtime games as available

1960-61 LOS ANGELES LAKERS



36-43 - 2ND IN WESTERN DIVISION

Head Coach: Fred Schaas
Standing: Jerry West, Rod Hundley, Ron Johnson, Tom Hawkins, Frank Selvy, Bob Leonard
Seated: Elgin Baylor, Jim Krebs, Ray Felix, Rudy LaRusso, Howard Joliff
Not pictured: Gary Alcorn

1960-61 REGULAR SEASON STATISTICS / GAME-BY-GAME RESULTS

	G	MIN	FGM	FGA	PCT	FTM	FTA	PCT	REB	AST	PF	DQ	PTS	AVG
Baylor	73	3133	931	2166	.430	676	863	.783	1447	371	279	3	2538	34.8
West	79	2797	529	1264	.419	331	497	.666	611	333	213	1	1389	17.6
LaRusso	79	2593	416	992	.419	323	409	.790	781	135	280	8	1155	14.6
Hundley	79	2179	323	921	.351	223	296	.753	289	350	144	0	869	11.0
Selvy	77	2153	311	767	.405	210	279	.753	299	246	219	3	832	10.8
Hawkins	78	1846	310	719	.431	140	235	.596	479	88	209	2	760	9.7
Krebs	75	1655	271	692	.392	75	93	.806	456	68	223	2	617	8.2
Felix	78	1510	189	508	.372	135	193	.699	539	37	302	12	513	6.6
Leonard	55	600	61	207	.295	71	100	.710	70	81	70	0	193	3.5
Joliff	46	352	46	141	.326	11	23	.478	141	16	53	0	103	2.2
Alcorn	20	174	12	40	.300	7	8	.875	50	2	47	1	31	1.6
Johnson†	8	43	2	13	.154	2	3	.667	15	1	4	0	6	0.8

DATE	OPPONENT	BOX SCORE	W / L	DATE	OPPONENT	BOX SCORE	W / L
Oct. 19	@ Cincinnati	L 123-140	0-1	Jan. 3	Boston	L 96-102	16-25
Oct. 22	@ St. Louis	L 96-112	0-2	Jan. 5	St. Louis	W 110-96	17-25
Oct. 24	New York	L 101-111	0-3	Jan. 6	St. Louis	L 104-108	17-26
Oct. 25	New York	W 120-118	1-3	Jan. 10	New York	W 117-104	18-26
Oct. 28	@ Philadelphia	L 120-122	1-4	Jan. 11	New York	L 104-109	18-27
Oct. 29	@ Syracuse	L 118-125	1-5	Jan. 14	Cincinnati	W 123-114	19-27
Nov. 2	New York (@ Detroit)	W 106-96	2-5	Jan. 15	Cincinnati	L 105-109	19-28
Nov. 5	Syracuse	W 112-110	3-5	Jan. 19	Boston (@ Phila.)	L 103-106	19-29
Nov. 6	Syracuse (@ SF)	W 119-113	4-5	Jan. 21	@ Philadelphia	L 111-136	19-30
Nov. 9	Philadelphia (@ St. Louis)	L 118-125	4-6	Jan. 22	Syracuse (@ Utica)	L 109-112	19-31
Nov. 12	Boston (@ Prov.)	L 124-131	4-7	Jan. 24	Syracuse	W 116-107	20-31
Nov. 15	@ New York	W 123-108	5-7	Jan. 25	Syracuse	W 117-112	21-31
Nov. 19	Detroit	W 130-122	6-7	Jan. 29	Detroit	W 137-113	22-31
Nov. 20	Detroit (@ SF)	W 135-131	7-7	Jan. 30	Detroit	W 117-116	23-31
Nov. 22	Cincinnati (@ NYC)	W 133-118	8-7	Jan. 31	Detroit (@ New York)	L 112-121	23-32
Nov. 23	@ Cincinnati	L 118-122	8-8	Feb. 2	St. Louis (@ Phila.)	W 116-115	24-32
Nov. 24	Cincinnati (@ St. Louis)	W 108-100	9-8	Feb. 5	@ Detroit	W 125-120	25-32
Nov. 25	@ Detroit	W 141-128 (OT)	10-8	Feb. 6	Cin. (@ College Park)	W 110-101	26-32
Nov. 26	@ St. Louis	L 113-126	10-9	Feb. 7	Boston (@ NYC)	L 95-96	26-33
Nov. 27	Philadelphia	L 106-113	10-10	Feb. 8	St. Louis	W 120-103	27-33
Nov. 28	Philadelphia	W 137-112	11-10	Feb. 9	St. Louis	L 113-123	27-34
Nov. 29	Philadelphia (@ NYC)	L 121-122	11-11	Feb. 12	@ St. Louis	W 105-95	28-34
Dec. 1	@ Philadelphia	L 114-117	11-12	Feb. 13	Cincinnati (@ Dayton)	L 100-104	28-35
Dec. 2	@ Boston	W 120-117	12-12	Feb. 14	Boston (@ St. Louis)	L 93-113	28-36
Dec. 4	Boston	L 103-113	12-13	Feb. 16	@ Detroit	W 129-106	29-36
Dec. 5	Boston	L 101-123	12-14	Feb. 18	@ New York	W 121-106	30-36
Dec. 7	@ Cincinnati	L 112-114	12-15	Feb. 19	@ Cincinnati	L 106-112	30-37
Dec. 10	@ St. Louis	L 108-111	12-16	Feb. 20	Syr. (@ Morgantown)	L 121-126	30-38
Dec. 12	St. Louis	L 103-114	12-17	Feb. 22	Boston	W 105-93	31-38
Dec. 14	St. Louis	W 124-113	13-17	Feb. 26	Philadelphia	W 121-116	32-38
Dec. 16	@ Cincinnati	L 116-130	13-18	Feb. 27	Philadelphia	L 88-113	32-39
Dec. 17	@ Boston	L 112-140	13-19	Feb. 28	@ Philadelphia	L 108-123	32-40
Dec. 19	Detroit (@ Portland)	W 107-103	14-19	Mar. 1	New York (@ Boston)	W 144-107	33-40
Dec. 20	Detroit (@ Portland)	L 94-97	14-20	Mar. 2	Syracuse (@ Scranton)	W 114-110	34-40
Dec. 26	@ New York	L 112-119	14-21	Mar. 5	@ Syracuse	W 125-114	35-40
Dec. 28	@ Syracuse	L 113-115	14-22	Mar. 7	@ St. Louis	L 136-137 (2OT)	35-41
Dec. 29	New York (@ Phila.)	W 111-95	15-22	Mar. 8	@ Detroit	L 103-120	35-42
Dec. 30	@ St. Louis	L 99-107	15-23	Mar. 11	Cincinnati	L 105-108	35-43
Jan. 1	@ Detroit	L 105-116	15-24	Mar. 12	Cincinnati	W 123-122	36-43
Jan. 2	Detroit (@ Phila.)	W 123-113	16-24				

† Totals with Lakers only.

1961-62 LOS ANGELES LAKERS

54-26 - 1ST IN WESTERN DIVISION

Head Coach: Fred Schaus
Standing: Jerry West, Rod Hundley, Elgin Baylor, Tom Hawkins, Frank Selvy, Bob McNeil
Seated: Rudy LaRusso, Wayne Yates, Ray Felix, Jim Krebs, Howard Jolliff
Not pictured: Bob Sims, Robert Smith



Western Division Champions

1961-62 REGULAR SEASON STATISTICS / GAME-BY-GAME RESULTS

	G	MIN	FGM	FGA	PCT	FTM	FTA	PCT	REB	AST	PF	DQ	PTS	AVG
West	75	3087	799	1795	.445	712	926	.769	591	402	173	4	2310	30.8
Baylor	48	2129	680	1588	.428	476	631	.754	892	222	155	1	1836	38.3
LaRusso	80	2754	516	1108	.466	342	448	.763	828	179	255	5	1374	17.2
Selvy	79	2806	433	1032	.420	298	404	.738	412	381	232	0	1164	14.7
Krebs	78	2012	312	701	.445	156	208	.750	616	110	290	9	780	10.0
Hawkins	79	1903	289	704	.411	143	222	.644	514	95	244	7	721	9.1
Felix	80	1478	171	398	.430	90	130	.692	473	55	266	6	432	5.4
Hundley	78	1492	173	509	.340	83	127	.654	199	290	129	1	429	5.5
Jolliff	64	1094	104	253	.411	41	78	.526	383	76	175	4	249	3.9
Yates	37	263	31	105	.295	10	22	.455	94	16	72	1	72	1.9
Sims*	19	171	22	59	.373	19	39	.487	27	12	40	-	63	3.3
McNeill†	29	229	22	60	.367	8	12	.667	23	40	25	0	52	1.8
R. Smith	3	7	0	1	.000	0	0	---	0	0	1	0	0	0.0

DATE	OPPONENT	BOX SCORE	W / L	DATE	OPPONENT	BOX SCORE	W / L
Oct. 19	Phila. (@ New York)	W 118-113	1-0	Dec. 29	Phila. (@ Hershey)	L 118-123	30-11
Oct. 20	@ Philadelphia	L 115-122	1-1	Jan. 1	Philadelphia	W 114-111	31-11
Oct. 24	Cin. (@ New York)	W 124-122	2-1	Jan. 3	Philadelphia	W 124-123	32-11
Oct. 25	@ Detroit	W 120-116	3-1	Jan. 7	Boston	L 95-118	32-12
Oct. 27	Detroit	W 128-118	4-1	Jan. 13	@ St. Louis	W 108-107	33-12
Oct. 28	Detroit	W 135-126	5-1	Jan. 14	Detroit (@ Ft. Wayne)	L 108-118	33-13
Nov. 1	Cincinnati	W 120-115	6-1	Jan. 17	New York	W 129-121	34-13
Nov. 3	Cincinnati	L 114-132	6-2	Jan. 19	New York	W 108-107	35-13
Nov. 4	@ Chicago	W 125-112	7-2	Jan. 20	@ Cincinnati	L 124-125	35-14
Nov. 7	@ St. Louis	W 127-110	8-2	Jan. 21	@ Chicago	W 112-111 (OT)	36-14
Nov. 8	St. Louis	W 124-118	9-2	Jan. 23	Boston (@ New York)	L 103-118	36-15
Nov. 13	Chicago	W 127-113	10-2	Jan. 24	Cincinnati	W 136-123	37-15
Nov. 15	Chicago	W 133-118	11-2	Jan. 26	Cincinnati	W 116-112	38-15
Nov. 17	@ Philadelphia	W 125-121	12-2	Jan. 28	Chicago	W 124-109	39-15
Nov. 18	@ Boston	W 103-101	13-2	Jan. 30	Chicago	W 107-92	40-15
Nov. 21	Detroit (@ New York)	L 102-108	13-3	Jan. 31	@ Detroit	W 123-122 (OT)	41-15
Nov. 23	@ St. Louis	W 122-114	14-3	Feb. 1	Boston (@ College Park)	L 115-130	41-16
Nov. 24	@ New York	W 100-89	15-3	Feb. 3	@ Chicago	W 127-124	42-16
Nov. 25	@ Detroit	L 103-104	15-4	Feb. 4	@ Chicago	L 105-113	42-17
Nov. 26	@ Cincinnati	L 102-117	15-5	Feb. 5	Cin. (@ Morgantown)	W 134-128 (OT)	43-17
Nov. 28	Syracuse (@ St. Louis)	L 111-121	15-6	Feb. 6	@ New York	L 112-116	43-18
Dec. 1	Philadelphia	L 117-138	15-7	Feb. 8	Cincinnati (@ Dayton)	L 109-113	43-19
Dec. 2	Philadelphia	W 129-119	16-7	Feb. 12	St. Louis	L 113-117	43-20
Dec. 4	Syracuse	W 131-120	17-7	Feb. 14	St. Louis	W 130-107	44-20
Dec. 5	Syr. (@ Portland)	W 125-120	18-7	Feb. 16	@ Detroit	L 121-127	44-21
Dec. 6	Syracuse	W 123-121 (OT)	19-7	Feb. 17	@ New York	W 128-121	45-21
Dec. 8	@ Philadelphia	W 151-147 (3OT)	20-7	Feb. 18	Boston	W 125-99	46-21
Dec. 9	@ Detroit	W 114-107	21-7	Feb. 20	Boston	L 96-115	46-22
Dec. 11	St. Louis	W 132-119	22-7	Feb. 22	New York (@ Phila.)	W 118-116	47-22
Dec. 13	St. Louis	W 137-136 (OT)	23-7	Feb. 23	Chicago (@ Louisville)	W 124-117 (OT)	48-22
Dec. 15	@ Chicago	L 94-97	23-8	Feb. 24	@ Cincinnati	L 114-118	48-23
Dec. 16	Syracuse (@ Roch.)	L 123-128	23-9	Feb. 25	Detroit	W 128-99	49-23
Dec. 17	Detroit (@ Minn.)	W 122-116	24-9	Feb. 27	Detroit	W 107-100	50-23
Dec. 19	Boston	W 104-101	25-9	Mar. 3	@ St. Louis	L 125-134	50-24
Dec. 20	Chicago (@ Detroit)	W 102-98	26-9	Mar. 4	@ Syracuse	W 124-115	51-24
Dec. 23	@ St. Louis	W 129-126	27-9	Mar. 9	@ New York	L 100-122	51-25
Dec. 25	@ Cincinnati	W 141-127	28-9	Mar. 11	@ Boston	L 105-119	51-26
Dec. 26	@ Boston	L 117-129	28-10	Mar. 12	New York (@ Seattle)	W 119-106	52-26
Dec. 27	Syracuse (@ Phila.)	W 119-111	29-10	Mar. 13	Cincinnati	W 120-111	53-26
Dec. 28	@ Syracuse	W 121-114	30-10	Mar. 14	St. Louis	W 125-115	54-26

* Did not finish season on Laker roster;
† Totals with Lakers only

1962-63 LOS ANGELES LAKERS



53-27 - 1ST IN WESTERN DIVISION

Head Coach: Fred Schaus
Standing: Frank Selvy, Rod Hundley, Elgin Baylor, Howard Joliff, Dick Barnett, Jerry West
Seated: Jim Krebs, Leroy Ellis, Gene Wiley, Rudy LaRusso
Not pictured: Ron Horn

Western Division Champions

1962-63 REGULAR SEASON STATISTICS / GAME-BY-GAME RESULTS

	G	MIN	FGM	FGA	PCT	FTM	FTA	PCT	REB	AST	PF	DQ	PTS	AVG
Baylor	80	3370	1029	2273	.453	661	790	.837	1146	386	226	1	2719	34.0
West	55	2163	559	1213	.461	371	477	.778	384	307	150	1	1489	27.1
Barnett	80	2544	547	1162	.471	343	421	.815	242	224	189	3	1437	18.0
LaRusso	75	2505	321	761	.422	282	393	.718	747	187	255	5	924	12.3
Selvy	80	2369	317	747	.424	192	269	.714	289	281	149	0	826	10.3
Krebs	79	1913	272	627	.434	115	154	.747	502	87	256	2	659	8.3
Ellis	80	1628	222	530	.419	133	202	.658	158	46	194	1	577	7.2
Hundley	65	785	88	262	.336	84	119	.706	106	151	81	0	260	4.0
Wiley	75	1488	109	236	.462	23	68	.338	504	40	180	4	241	3.2
Horn	28	289	27	82	.329	20	29	.690	71	10	46	0	74	2.6
Joliff	28	293	15	55	.273	6	9	.667	62	20	49	1	36	1.3

DATE	OPPONENT	BOX SCORE	W / L	DATE	OPPONENT	BOX SCORE	W / L
Oct. 16	Detroit (@ NYC)	W 122-106	1-0	Jan. 8	@ St. Louis	W 99-96	30-11
Oct. 19	@ New York	L 105-116	1-1	Jan. 9	@ Detroit	W 123-115	31-11
Oct. 20	@ Syracuse	L 102-108	1-2	Jan. 11	@ San Francisco	W 134-129	32-11
Oct. 23	@ Cincinnati	L 115-116	1-3	Jan. 12	San Francisco	W 119-114	33-11
Oct. 24	@ Chicago	L 107-118	1-4	Jan. 13	New York	W 108-102	34-11
Oct. 27	Detroit	W 134-118	2-4	Jan. 18	@ Chicago	W 116-108	35-11
Oct. 31	New York	W 115-95	3-4	Jan. 20	@ Boston	L 121-133	35-12
Nov. 3	San Francisco	W 127-115	4-4	Jan. 21	Detroit	W 124-94	36-12
Nov. 4	New York	W 125-106	5-4	Jan. 23	Detroit	W 123-119	37-12
Nov. 7	@ San Francisco	W 132-108	6-4	Jan. 25	Syracuse (@ San Diego)	W 122-114	38-12
Nov. 9	@ Boston	W 133-120	7-4	Jan. 27	@ St. Louis	W 105-101	39-12
Nov. 10	@ St. Louis	L 96-97	7-5	Jan. 30	New York (@ Boston)	W 116-115	40-12
Nov. 11	Chicago	L 105-109 (OT)	7-6	Jan. 31	Detroit (@ Ft. Wayne)	W 127-122	41-12
Nov. 13	Chicago	W 107-84	8-6	Feb. 1	@ Detroit	W 119-109	42-12
Nov. 15	Syracuse (@ Balt.)	L 98-120	8-7	Feb. 2	@ St. Louis	W 103-97	43-12
Nov. 17	@ Chicago	W 110-109	9-7	Feb. 3	@ New York	L 95-122	43-13
Nov. 18	@ Detroit	W 116-98	10-7	Feb. 6	Chicago	W 107-105	44-13
Nov. 22	Cincinnati	W 134-110	11-7	Feb. 8	Chicago	W 94-91	45-13
Nov. 23	@ San Francisco	W 129-124	12-7	Feb. 9	@ Chicago	W 107-106	46-13
Nov. 24	Cincinnati	W 129-123	13-7	Feb. 10	@ Cincinnati	L 107-124	46-14
Nov. 26	Chicago	W 128-106	14-7	Feb. 12	Boston (@ Detroit)	L 93-120	46-15
Nov. 28	St. Louis	W 116-110	15-7	Feb. 13	@ Boston	W 134-128	47-15
Dec. 1	St. Louis	W 110-97	16-7	Feb. 14	Detroit	W 128-111	48-15
Dec. 4	@ New York	W 132-112	17-7	Feb. 16	San Francisco	L 118-122 (2OT)	48-16
Dec. 7	@ Boston	L 112-126	17-8	Feb. 19	@ San Francisco	L 109-111	48-17
Dec. 8	@ Cincinnati	W 131-128 (OT)	18-8	Feb. 22	Boston	W 113-105	49-17
Dec. 9	Syracuse (@ Minn.)	L 114-117	18-9	Feb. 24	Boston	L 109-119	49-18
Dec. 11	Cincinnati (@ NYC)	W 124-121	19-9	Feb. 25	Detroit (@ Des Moines)	W 113-107	50-18
Dec. 12	Syracuse	W 126-120	20-9	Feb. 26	@ New York	L 116-125	50-19
Dec. 14	@ San Francisco	W 120-118	21-9	Feb. 27	@ Syracuse	L 111-122	50-20
Dec. 15	San Francisco	W 113-104	22-9	Mar. 1	@ Chicago	L 109-114	50-21
Dec. 17	Syracuse	W 121-114	23-9	Mar. 2	San Francisco	L 113-122	50-22
Dec. 19	St. Louis	W 135-106	24-9	Mar. 4	Cincinnati	L 111-114	50-23
Dec. 21	St. Louis	L 100-105	24-10	Mar. 6	Cincinnati	W 106-97	51-23
Dec. 26	@ St. Louis	L 104-106	24-11	Mar. 9	@ St. Louis	L 101-117	51-24
Dec. 29	@ Syracuse	W 132-123	25-11	Mar. 10	@ Detroit	L 116-124	51-25
Dec. 30	@ Detroit	W 135-130	26-11	Mar. 11	St. Louis	W 109-96	52-25
Jan. 4	Boston	W 125-123	27-11	Mar. 12	@ San Francisco	L 110-116	52-26
Jan. 5	Boston	W 106-104	28-11	Mar. 13	St. Louis	L 98-112	52-27
Jan. 6	@ Cincinnati	W 120-119 (OT)	29-11	Mar. 16	San Francisco	W 111-105 (OT)	53-27

42-38 - 3RD IN WESTERN DIVISION

Head Coach: Fred Schaus

Standing: Elgin Baylor, Don Nelson, Cotton Nash,
Rudy LaRusso, Leroy Ellis, Gene Wiley,
Hub Reed, Mel Gibson, Jim Krebs,
Dick Barnett, Jerry West, Jim King

Not pictured: Frank Selvy



1963-64 REGULAR SEASON STATISTICS / GAME-BY-GAME RESULTS

	G	MIN	FGM	FGA	PCT	FTM	FTA	PCT	REB	AST	PF	DQ	PTS	AVG
West	72	2906	740	1529	.484	584	702	.832	433	403	200	2	2064	28.7
Baylor	78	3164	756	1778	.425	471	586	.804	936	347	235	1	1983	25.4
Barnett	78	2620	541	1197	.452	351	454	.773	250	238	233	3	1433	18.4
LaRusso	79	2746	337	776	.434	298	397	.751	800	190	268	5	972	12.3
Ellis	78	1459	200	473	.423	112	170	.659	498	41	192	3	512	6.6
Nelson	80	1406	135	323	.418	149	201	.741	323	76	181	1	419	5.2
Selvy	73	1286	160	423	.378	78	122	.639	139	149	115	1	398	5.5
Wiley	78	1510	146	273	.535	45	75	.600	510	44	225	4	337	4.3
Krebs	68	975	134	357	.375	65	85	.765	283	49	166	6	333	4.9
King	60	762	84	198	.424	66	101	.653	113	110	99	0	234	3.9
Reed	46	386	33	91	.363	10	15	.667	107	23	73	0	76	1.7
Gibson	9	53	6	20	.300	1	2	.500	4	6	10	0	13	1.4

DATE	OPPONENT	BOX SCORE	W / L	DATE	OPPONENT	BOX SCORE	W / L
Oct. 19	@ St. Louis	L 108-117	0-1	Jan. 11	New York (@ San Diego)	L 108-118	26-15
Oct. 22	@ New York	W 130-117	1-1	Jan. 15	@ St. Louis	W 111-109	27-15
Oct. 23	@ Detroit	W 124-116	2-1	Jan. 16	@ Cincinnati	L 95-108	27-16
Oct. 25	@ Cincinnati	W 122-109	3-1	Jan. 17	@ Boston	L 79-99	27-17
Oct. 30	Cincinnati	L 107-115	3-2	Jan. 18	Philadelphia (@ Syr.)	W 115-111	28-17
Nov. 1	Cincinnati	W 122-112	4-2	Jan. 20	Detroit	L 107-118	28-18
Nov. 2	@ San Francisco	L 99-118	4-3	Jan. 22	Detroit	W 110-101	29-18
Nov. 6	New York	W 111-109	5-3	Jan. 24	San Francisco	W 118-100	30-18
Nov. 8	San Francisco	W 93-90	6-3	Jan. 25	@ San Francisco	L 95-120	30-19
Nov. 10	New York	W 104-79	7-3	Jan. 26	San Francisco	W 108-96	31-19
Nov. 11	Detroit (@ Minn.)	L 109-116	7-4	Jan. 28	@ Detroit	L 92-93	31-20
Nov. 13	Boston (@ NYC)	L 110-114	7-5	Jan. 29	Philadelphia (@ Boston)	L 97-102	31-21
Nov. 14	@ Baltimore	W 123-115	8-5	Jan. 30	@ Baltimore	L 89-107	31-22
Nov. 15	@ Philadelphia	L 97-99	8-6	Feb. 1	@ St. Louis	L 96-113	31-23
Nov. 16	Detroit	W 115-95	9-6	Feb. 2	@ St. Louis	L 105-107	31-24
Nov. 17	St. Louis	L 112-117	9-7	Feb. 4	@ Cincinnati	L 100-118	31-25
Nov. 21	St. Louis	W 111-99	10-7	Feb. 5	Detroit	W 111-85	32-25
Nov. 26	@ New York	W 119-112	11-7	Feb. 7	Detroit	L 103-111	32-26
Nov. 27	@ Boston	L 78-114	11-8	Feb. 8	@ Philadelphia	L 101-109	32-27
Nov. 29	@ Detroit	W 127-111	12-8	Feb. 9	@ Baltimore	L 110-119	32-28
Nov. 30	@ St. Louis	W 97-96	13-8	Feb. 11	@ Boston	W 113-109	33-28
Dec. 1	@ Cincinnati	W 114-109	14-8	Feb. 12	Boston	L 97-104 (OT)	33-29
Dec. 4	@ Baltimore	L 98-118	14-9	Feb. 16	Boston	L 90-92	33-30
Dec. 6	@ San Francisco	W 110-101	15-9	Feb. 18	@ New York	L 117-118	33-31
Dec. 8	San Francisco	L 112-114	15-10	Feb. 19	Detroit (@ Toledo)	L 115-116	33-32
Dec. 9	Baltimore (@ Seattle)	W 134-120	16-10	Feb. 20	@ Detroit	W 106-101	34-32
Dec. 12	Baltimore	W 120-105	17-10	Feb. 22	Cincinnati	L 105-107	34-33
Dec. 14	Baltimore	W 113-108	18-10	Feb. 23	@ San Francisco	L 108-109	34-34
Dec. 15	St. Louis	L 95-102	18-11	Feb. 26	Cincinnati	W 103-97	35-34
Dec. 18	Philadelphia	W 116-96	19-11	Feb. 28	@ Baltimore	W 115-112	36-34
Dec. 21	Philadelphia	W 126-113	20-11	Feb. 29	@ St. Louis	L 114-115 (OT)	36-35
Dec. 25	@ New York	W 134-126	21-11	Mar. 1	St. Louis	W 114-91	37-35
Dec. 26	@ Boston	L 110-126	21-12	Mar. 4	St. Louis	L 105-110	37-36
Dec. 28	@ Philadelphia	L 100-114	21-13	Mar. 7	San Francisco	L 118-120	37-37
Dec. 29	Detroit (@ Ft. Wayne)	W 140-128	22-13	Mar. 9	Baltimore	W 122-112	38-37
Dec. 31	St. Louis	W 132-119	23-13	Mar. 11	Baltimore (@ Long Beach)	W 115-109	39-37
Jan. 4	Boston	W 125-118 (OT)	24-13	Mar. 13	@ San Francisco	W 112-109	40-37
Jan. 5	Boston	W 97-95	25-13	Mar. 14	San Francisco	L 95-111	40-38
Jan. 8	New York	W 136-118	26-13	Mar. 15	Philadelphia	W 120-95	41-38
Jan. 10	@ San Francisco	L 89-114	26-14	Mar. 17	Philadelphia	W 121-97	42-38

1964-65 LOS ANGELES LAKERS



49-31 - 1ST IN WESTERN DIVISION

Head Coach: Fred Schaus
Standing: Jim King, Dick Barnett, Elgin Baylor, Don Nelson, Jerry West, Walt Hazzard
Seated: Bill McGill, Darrall Imhoff, Gene Wiley, Leroy Ellis, Rudy LaRusso
Not pictured: Jerry Grote, Cotton Nash

Western Division Champions

1964-65 REGULAR SEASON STATISTICS / GAME-BY-GAME RESULTS

	G	MIN	FGM	FGA	PCT	FTM	FTA	PCT	REB	AST	PF	DQ	PTS	AVG
West	74	3066	822	1655	.497	648	789	.821	447	364	221	2	2292	31.0
Baylor	74	3056	763	1903	.401	483	610	.792	950	280	235	0	2009	27.1
LaRusso	77	2588	381	827	.461	321	415	.773	725	198	258	3	1083	14.1
Barnett	74	2026	375	908	.413	270	338	.799	200	159	209	1	1020	13.8
Ellis	80	2026	311	700	.444	198	284	.697	652	49	196	1	820	10.3
King	77	1671	184	469	.392	118	151	.781	214	178	193	2	486	6.3
Wiley	80	2002	175	376	.465	56	111	.505	690	105	235	11	406	5.1
Imhoff	76	1521	145	311	.466	88	154	.571	500	87	238	7	378	5.0
Hazzard	66	919	117	306	.382	46	71	.648	111	140	132	0	280	4.2
Nelson	39	238	36	85	.424	20	26	.769	73	24	40	1	92	2.4
Nash*	25	167	14	57	.246	25	32	.781	35	10	30	0	53	2.1
McGill†	8	37	7	20	.350	1	1	1.000	12	3	6	0	15	1.9
Grote	11	33	6	11	.545	2	2	1.000	4	4	5	0	14	1.3

DATE	OPPONENT	BOX SCORE	W / L	DATE	OPPONENT	BOX SCORE	W / L
Oct. 17	@ New York	W 113-109	1-0	Jan. 11	Detroit (@ Pitt.)	L 127-128	23-18
Oct. 20	@ Cincinnati	L 113-121	1-1	Jan. 14	@ Detroit	W 104-100	24-18
Oct. 21	@ Baltimore	W 108-105	2-1	Jan. 15	@ Cincinnati	L 106-124	24-19
Oct. 23	@ San Francisco	W 94-92	3-1	Jan. 17	@ St. Louis	L 105-118	24-20
Oct. 28	Baltimore	W 112-102	4-1	Jan. 20	New York	W 119-103	25-20
Oct. 29	Baltimore	L 95-98	4-2	Jan. 22	New York	W 117-107	26-20
Nov. 1	St. Louis	L 115-116	4-3	Jan. 24	@ Boston	L 93-117	26-21
Nov. 5	New York	W 106-96	5-3	Jan. 26	@ New York	W 111-99	27-21
Nov. 7	San Francisco	W 130-103	6-3	Jan. 27	Cincinnati	W 119-112	28-21
Nov. 10	New York	W 108-101	7-3	Jan. 29	Cincinnati	W 137-133 (2OT)	29-21
Nov. 12	@ New York	W 132-123 (OT)	8-3	Jan. 30	@ San Francisco	W 109-99	30-21
Nov. 13	@ Boston	W 114-112	9-3	Jan. 31	San Francisco	W 96-94	31-21
Nov. 14	@ Baltimore	L 115-127	9-4	Feb. 2	Detroit (@ Cleveland)	L 118-121	31-22
Nov. 15	@ Detroit	W 111-105	10-4	Feb. 3	@ Cincinnati	L 99-130	31-23
Nov. 18	Cincinnati	L 90-92	10-5	Feb. 6	@ Baltimore	L 112-116	31-24
Nov. 20	Cincinnati	W 131-121	11-5	Feb. 7	@ Boston	L 97-101	31-25
Nov. 25	Detroit	W 130-117	12-5	Feb. 8	Philadelphia	W 117-98	32-25
Nov. 27	Detroit	W 117-111	13-5	Feb. 10	Philadelphia	L 99-110	32-26
Nov. 28	@ San Francisco	L 106-109	13-6	Feb. 12	San Francisco	W 114-95	33-26
Nov. 29	Baltimore	W 126-110	14-6	Feb. 13	@ San Francisco	W 129-105	34-26
Dec. 1	@ Philadelphia	W 118-117	15-6	Feb. 17	@ New York	W 118-98	35-26
Dec. 2	@ St. Louis	L 102-105	15-7	Feb. 18	@ Philadelphia	W 117-110	36-26
Dec. 4	@ Cincinnati	L 90-104	15-8	Feb. 19	@ Baltimore	W 119-111	37-26
Dec. 6	Phila. (@ Minn.)	W 109-104	16-8	Feb. 21	Boston	W 129-114	38-26
Dec. 8	Boston	L 98-108	16-9	Feb. 24	Boston	L 95-97	38-27
Dec. 10	St. Louis	L 91-95	16-10	Feb. 26	St. Louis	W 106-90	39-27
Dec. 13	Detroit	W 116-115	17-10	Feb. 28	Philadelphia (@ Syr.)	W 122-118	40-27
Dec. 15	Detroit	L 116-131	17-11	Mar. 2	Philadelphia (@ NYC)	W 126-117	41-27
Dec. 16	@ Detroit	W 126-120 (OT)	18-11	Mar. 3	@ Boston	W 104-102	42-27
Dec. 18	@ Cincinnati	L 107-111	18-12	Mar. 5	@ New York	W 105-103	43-27
Dec. 19	Philadelphia	L 113-140	18-13	Mar. 6	@ St. Louis	L 107-109	43-28
Dec. 21	New York	W 125-113	19-13	Mar. 7	Cincinnati	W 106-104	44-28
Dec. 23	Philadelphia	W 135-117	20-13	Mar. 9	Baltimore	W 123-114	45-28
Dec. 26	San Francisco	W 129-122	21-13	Mar. 11	Baltimore	W 121-116 (OT)	46-28
Dec. 28	@ Boston	L 112-133	21-14	Mar. 12	@ San Francisco	W 115-93	47-28
Dec. 30	@ Philadelphia	L 115-117	21-15	Mar. 13	St. Louis	W 106-101	48-28
Jan. 2	@ St. Louis	W 115-112	22-15	Mar. 14	St. Louis	L 108-115	48-29
Jan. 3	@ St. Louis	W 99-92	23-15	Mar. 16	@ Detroit	W 100-99	49-29
Jan. 7	Boston	L 104-112	23-16	Mar. 17	@ Baltimore	L 106-117	49-30
Jan. 9	Boston	L 103-107	23-17	Mar. 20	San Francisco	L 98-112	49-31

*Did not finish season on Laker roster;
† Totals with Lakers only

45-35 - 1ST IN WESTERN DIVISION

Head Coach: Fred Schaus
 Standing: Jim King, Jerry West, John Fairchild,
 Elgin Baylor, Walt Hazzard, Gail
 Goodrich
 Seated: Bob Boozer, Gene Wiley, Darrall
 Imhoff, Leroy Ellis, Rudy LaRusso



Western Division Champions

1965-66 REGULAR SEASON STATISTICS / GAME-BY-GAME RESULTS

	G	MIN	FGM	FGA	PCT	FTM	FTA	PCT	REB	AST	PF	DQ	PTS	AVG
West	79	3218	818	1731	.473	840	977	.860	562	480	243	1	2476	31.3
LaRusso	76	2316	410	897	.457	350	445	.787	660	165	261	9	1170	15.4
Hazzard	80	2198	458	1003	.457	182	257	.708	219	393	224	0	1098	13.7
Baylor	65	1975	415	1034	.401	249	337	.739	621	224	157	0	1079	16.6
Ellis	80	2219	393	927	.424	186	256	.727	735	74	232	3	972	12.2
Boozer	78	1847	365	754	.484	225	289	.779	548	87	196	0	955	12.2
King	76	1499	238	545	.437	94	115	.817	204	223	181	1	570	7.5
Goodrich	65	1008	203	503	.404	103	149	.691	130	103	103	1	509	7.8
Imhoff	77	1413	151	337	.448	77	136	.566	509	113	234	7	379	4.9
Wiley	67	1386	123	289	.426	43	76	.566	490	63	171	3	289	4.3
Fairchild	30	171	23	89	.258	14	20	.700	45	11	33	0	60	2.0

DATE	OPPONENT	BOX SCORE	W / L	DATE	OPPONENT	BOX SCORE	W / L
Oct. 15	@ San Francisco	W 122-115	1-0	Dec. 30	Detroit (@ Ft. Wayne)	L 114-117	23-18
Oct. 16	@ St. Louis	W 106-94	2-0	Jan. 2	Boston	L 113-124	23-19
Oct. 20	@ Boston	L 96-100	2-1	Jan. 5	Boston	W 120-113	24-19
Oct. 23	@ New York	L 101-106	2-2	Jan. 7	@ Philadelphia	W 126-120	25-19
Oct. 26	New York	W 104-102	3-2	Jan. 8	@ New York	L 127-133	25-20
Oct. 28	New York	W 140-116	4-2	Jan. 9	@ Detroit	W 111-98	26-20
Oct. 30	San Francisco	L 122-124	4-3	Jan. 12	@ Boston	L 102-114	26-21
Nov. 3	St. Louis	W 120-116	5-3	Jan. 14	@ San Francisco	W 118-110	27-21
Nov. 5	St. Louis	W 118-116	6-3	Jan. 15	New York	W 152-123	28-21
Nov. 6	@ St. Louis	L 101-131	6-4	Jan. 18	@ Cincinnati	L 108-119	28-22
Nov. 7	@ Baltimore	L 116-137	6-5	Jan. 20	@ Baltimore	L 121-123	28-23
Nov. 9	@ Philadelphia	L 110-118	6-6	Jan. 21	San Francisco	L 109-120	28-24
Nov. 10	Detroit	W 133-125	7-6	Jan. 25	Philadelphia (@ NYC)	L 106-110	28-25
Nov. 12	New York (@ Minn.)	W 107-106	8-6	Jan. 26	@ Detroit	W 126-110	29-25
Nov. 14	Baltimore	W 129-114	9-6	Jan. 28	Baltimore	W 138-123	30-25
Nov. 17	Boston	W 125-115	10-6	Jan. 30	Baltimore	W 136-122	31-25
Nov. 19	San Francisco	W 135-124	11-6	Feb. 2	Cincinnati	W 119-118	32-25
Nov. 20	San Fran. (@ Vegas)	W 133-117	12-6	Feb. 4	Cincinnati	W 132-125	33-25
Nov. 21	Philadelphia	L 104-110	12-7	Feb. 6	@ St. Louis	L 105-109	33-26
Nov. 24	Philadelphia	W 127-124	13-7	Feb. 7	@ Philadelphia	L 125-132	33-27
Nov. 26	@ Baltimore	L 107-110	13-8	Feb. 9	@ Baltimore	W 123-116 (OT)	34-27
Nov. 27	@ Boston	L 95-101	13-9	Feb. 12	@ New York	L 127-140	34-28
Nov. 28	@ Detroit	W 128-110	14-9	Feb. 13	@ Boston	W 120-110	35-28
Nov. 30	@ Cincinnati	L 120-126	14-10	Feb. 15	New York	W 132-124	36-28
Dec. 1	Cincinnati	W 121-105	15-10	Feb. 17	Philadelphia	L 121-136	36-29
Dec. 3	Cincinnati	L 118-122	15-11	Feb. 19	Boston	L 111-115	36-30
Dec. 6	Phila. (@ Charleston)	L 107-116	15-12	Feb. 21	Boston	L 108-115	36-31
Dec. 7	@ New York	L 127-131	15-13	Feb. 23	Cincinnati	W 140-133	37-31
Dec. 8	@ Boston	L 106-108	15-14	Feb. 26	@ Detroit	W 131-118	38-31
Dec. 10	@ Cincinnati	W 129-110	16-14	Mar. 2	@ Baltimore	L 113-119	38-32
Dec. 11	St. Louis	W 126-108	17-14	Mar. 4	Baltimore	W 123-106	39-32
Dec. 12	St. Louis	W 123-101	18-14	Mar. 5	@ San Francisco	W 125-123	40-32
Dec. 15	Philadelphia	L 108-122	18-15	Mar. 6	Baltimore	W 126-105	41-32
Dec. 17	Philadelphia	L 117-127	18-16	Mar. 8	@ New York	L 132-133 (OT)	41-33
Dec. 19	San Francisco	W 132-120	19-16	Mar. 9	Cin. (@ Indianapolis)	W 119-116	42-33
Dec. 23	Detroit	W 122-112	20-16	Mar. 11	Detroit	L 114-116	42-34
Dec. 25	Detroit	W 115-106	21-16	Mar. 15	Detroit	W 135-108	43-34
Dec. 27	St. Louis (@ Memphis)	W 108-100	22-16	Mar. 18	St. Louis	W 132-120	44-34
Dec. 28	@ St. Louis	W 107-100	23-16	Mar. 19	@ San Francisco	L 119-125	44-35
Dec. 29	@ Cincinnati	L 109-111	23-17	Mar. 20	San Francisco	W 124-112	45-35

1966-67 LOS ANGELES LAKERS



36-45 - 3RD IN WESTERN DIVISION

Head Coach: Fred Schaas
Standing: Gail Goodrich, Walt Hazzard, Jerry Chambers, Tom Hawkins, Jerry West, Archie Clark
Seated: John Block, Jim Barnes, Henry Finkel, Darroll Imhoff, Rudy LaRusso, Elgin Baylor
Not pictured: Mel Counts

1966-67 REGULAR SEASON STATISTICS / GAME-BY-GAME RESULTS

	G	MIN	FGM	FGA	PCT	FTM	FTA	PCT	REB	AST	PF	DQ	PTS	AVG
West	66	2670	645	1389	.464	602	686	.878	392	447	160	1	1892	28.7
Baylor	70	2706	711	1658	.429	440	541	.813	898	215	211	1	1862	26.6
Goodrich	77	1780	352	776	.454	253	337	.751	251	210	294	3	957	12.4
Imhoff	81	2725	370	780	.474	127	207	.614	1080	222	281	7	867	10.7
Clark	76	1763	331	732	.452	136	192	.708	218	205	193	1	798	10.5
Hazzard	79	1642	301	706	.426	129	177	.729	231	323	203	1	731	9.3
Hawkins	76	1798	275	572	.481	82	173	.474	434	83	207	1	632	8.3
LaRusso	45	1292	211	509	.415	156	224	.696	351	78	149	6	578	12.8
Barnes	80	1398	217	497	.437	128	187	.684	450	47	266	5	562	7.0
Chambers	68	1015	224	496	.452	68	93	.731	208	44	143	0	516	7.6
Counts†	31	517	112	252	.444	40	54	.741	189	22	102	4	264	8.5
Block	22	118	20	52	.385	24	34	.706	45	5	20	0	64	2.9
Finkel	27	141	17	47	.362	7	12	.583	64	5	39	1	41	1.5

DATE	OPPONENT	BOX SCORE	W / L	DATE	OPPONENT	BOX SCORE	W / L
Oct. 15	@ Baltimore	W 126-115	1-0	Jan. 11	San Francisco	W 141-126	17-25
Oct. 18	@ New York	L 119-122	1-1	Jan. 13	Cincinnati (@ Clev.)	L 115-125	17-26
Oct. 19	@ Chicago	L 124-134	1-2	Jan. 14	@ Chicago	L 121-122	17-27
Oct. 21	Chicago	L 101-108	1-3	Jan. 15	@ Detroit	W 127-116	18-27
Oct. 26	New York	L 122-133	1-4	Jan. 18	St. Louis	L 121-123 (OT)	18-28
Oct. 28	New York	W 124-114	2-4	Jan. 20	@ Philadelphia	L 108-119	18-29
Oct. 29	@ St. Louis	L 109-110	2-5	Jan. 21	@ Baltimore	L 119-126	18-30
Oct. 30	Detroit (@ Montreal)	L 121-124	2-6	Jan. 22	@ Boston	L 120-121 (OT)	18-31
Nov. 2	@ Boston	L 108-133	2-7	Jan. 25	Baltimore	W 128-115	19-31
Nov. 4	Baltimore	W 131-98	3-7	Jan. 28	Baltimore	W 133-118	20-31
Nov. 8	Baltimore	L 102-104	3-8	Jan. 29	@ Chicago	W 142-122	21-31
Nov. 10	Detroit	L 132-133 (OT)	3-9	Jan. 30	St. Louis (@ Memphis)	L 99-106	21-32
Nov. 11	@ San Francisco	L 93-132	3-10	Feb. 1	Philadelphia	W 143-133	22-32
Nov. 12	Detroit	W 144-88	4-10	Feb. 3	San Francisco	W 129-80	23-32
Nov. 16	Cincinnati (@ Dayton)	W 124-112	5-10	Feb. 5	Philadelphia	L 123-130	23-33
Nov. 18	@ Detroit	L 118-121	5-11	Feb. 7	@ New York	W 122-117	24-33
Nov. 19	San Francisco	L 109-144	5-12	Feb. 8	Balt. (@ Charleston)	W 121-108	25-33
Nov. 23	Chicago	W 154-130	6-12	Feb. 10	@ Philadelphia	L 131-148	25-34
Nov. 25	Chicago	L 117-121	6-13	Feb. 12	Chicago	W 129-121	26-34
Nov. 26	@ St. Louis	W 133-126	7-13	Feb. 15	Boston	W 124-114	27-34
Nov. 29	@ New York	L 114-118	7-14	Feb. 17	Boston	L 119-120	27-35
Nov. 30	@ Baltimore	W 126-111	8-14	Feb. 19	Chicago	L 119-133	27-36
Dec. 2	@ Philadelphia	L 130-138	8-15	Feb. 21	San Fran. (@ San Diego)	L 133-136	27-37
Dec. 3	@ Cincinnati	W 130-118	9-15	Feb. 22	Cincinnati	W 103-102	28-37
Dec. 4	St. Louis	L 118-123	9-16	Feb. 24	@ Detroit	L 101-102	28-38
Dec. 7	St. Louis	W 130-128 (OT)	10-16	Feb. 25	@ St. Louis	W 134-133 (OT)	29-38
Dec. 9	San Francisco	L 118-119	10-17	Feb. 26	Cincinnati	W 141-127	30-38
Dec. 11	Cincinnati	W 119-118	11-17	Feb. 28	Detroit at NYC	W 119-117	31-38
Dec. 14	Cincinnati	L 124-126	11-18	Mar. 1	@ Cincinnati	L 116-122	31-39
Dec. 18	Boston	W 127-125	12-18	Mar. 3	New York	W 138-132	32-39
Dec. 20	@ San Francisco	L 107-130	12-19	Mar. 5	@ Boston	L 105-130	32-40
Dec. 21	Philadelphia	L 123-129	12-20	Mar. 6	Phila. (@ Pittsburgh)	L 117-119	32-41
Dec. 23	Philadelphia	L 107-118	12-21	Mar. 7	@ New York	W 131-119	33-41
Dec. 26	@ Boston	L 106-121	12-22	Mar. 8	St. Louis	L 104-106	33-42
Dec. 28	@ New York	L 115-121	12-23	Mar. 10	Detroit	W 118-103	34-42
Dec. 29	@ Cincinnati	W 125-114	13-23	Mar. 11	@ San Francisco	W 125-120	35-42
Jan. 1	Boston	W 111-110	14-23	Mar. 12	Detroit	L 104-120	35-43
Jan. 4	St. Louis	W 122-101	15-23	Mar. 15	Philadelphia	L 123-138	35-44
Jan. 5	San Fran. (@ Oakland)	L 91-122	15-24	Mar. 17	@ Baltimore	W 135-133	36-44
Jan. 6	Boston	W 102-99	16-24	Mar. 19	@ Chicago	L 109-122	36-45
Jan. 8	NY (@ Long Beach)	L 118-121	16-25				


† Totals with Lakers only.

52-30 - 2ND IN WESTERN DIVISION

Head Coach: Bill van Breda Kolff

Standing: Tom Hawkins, Dennis Hamilton,
Elgin Baylor, Mel Counts, Darrall
Imhoff, Erwin Mueller, John WetzelSeated: Archie Clark, Gail Goodrich, Jerry
West, Fred Crawford

Not pictured: Cliff Anderson, Jim Barnes

Western Division Champions

1967-68 REGULAR SEASON STATISTICS / GAME-BY-GAME RESULTS

	G	MIN	FGM	FGA	PCT	FTM	FTA	PCT	REB	AST	PF	DQ	PTS	AVG
Baylor	77	3029	757	1709	.443	488	621	.786	941	355	232	0	2002	26.0
Clark	81	3039	628	1309	.480	356	481	.740	342	353	235	3	1612	19.9
West	51	1919	476	926	.514	391	482	.811	294	310	152	1	1343	26.3
Goodrich	79	2057	395	812	.486	302	392	.770	199	205	228	2	1092	13.8
Counts	82	1739	384	808	.475	190	254	.748	732	139	309	6	958	11.7
Hawkins	78	2463	389	779	.499	125	229	.546	458	117	289	7	903	11.6
Imhoff	82	2271	293	613	.478	177	286	.619	893	206	264	3	763	9.3
Crawford†	38	756	159	330	.482	74	120	.617	112	95	104	1	392	10.3
Mueller†	39	973	132	254	.520	61	103	.592	222	78	86	2	325	8.3
Barnes*	42	713	101	235	.430	59	88	.670	211	27	134	4	261	6.2
Wetzel	38	434	52	119	.437	35	46	.761	84	51	55	0	139	3.7
Hamilton	44	378	54	108	.500	13	13	1.000	72	30	46	0	121	2.8
Anderson	18	94	7	29	.241	12	28	.429	11	17	18	1	26	1.4

DATE	OPPONENT	BOX SCORE	W / L	DATE	OPPONENT	BOX SCORE	W / L
Oct. 17	@ Chicago	W 107-105	1-0	Jan. 5	@ Philadelphia	L 113-125	22-20
Oct. 18	@ Philadelphia	L 87-103	1-1	Jan. 6	@ Baltimore	L 127-130 (OT)	22-21
Oct. 19	@ St. Louis	L 95-100	1-2	Jan. 10	New York	L 101-115	22-22
Oct. 21	@ New York	W 114-106	2-2	Jan. 17	Philadelphia	W 125-116	23-22
Oct. 25	Cincinnati	W 132-116	3-2	Jan. 20	San Francisco	W 151-122	24-22
Oct. 27	Chicago	W 125-117	4-2	Jan. 21	Seattle	W 154-123	25-22
Oct. 29	Baltimore	W 118-105	5-2	Jan. 25	Cincinnati (@ Clev.)	W 118-116	26-22
Nov. 1	New York	L 113-129	5-3	Jan. 26	@ Boston	W 118-112	27-22
Nov. 3	@ Boston	L 104-105	5-4	Jan. 27	@ Detroit	L 119-125	27-23
Nov. 4	@ Cincinnati	W 106-104	6-4	Jan. 28	St. Louis (@ Miami)	W 128-113	28-23
Nov. 11	Philadelphia	L 111-115	6-5	Jan. 30	@ Seattle	L 116-128	28-24
Nov. 12	Chicago	W 97-96	7-5	Jan. 31	St. Louis	W 110-102	29-24
Nov. 15	Chicago	W 124-115	8-5	Feb. 2	Seattle	W 151-113	30-24
Nov. 17	@ Baltimore	L 107-116	8-6	Feb. 3	San Diego	W 133-122	31-24
Nov. 18	@ St. Louis	W 127-107	9-6	Feb. 4	Seattle	W 137-131	32-24
Nov. 21	@ Seattle	L 132-137	9-7	Feb. 6	Cincinnati	W 146-102	33-24
Nov. 23	Detroit	L 132-120	10-7	Feb. 8	@ Seattle	L 110-115	33-25
Nov. 24	@ San Fran. (@ Oak.)	L 121-122	10-8	Feb. 9	San Francisco	W 122-104	34-25
Nov. 25	San Francisco	L 112-131	10-9	Feb. 11	@ Boston	W 141-104	35-25
Nov. 26	St. Louis	W 109-105	11-9	Feb. 13	@ Baltimore	W 119-116 (OT)	36-25
Nov. 28	St. Louis	W 134-117	12-9	Feb. 15	Chicago (@ Mil.)	W 132-105	37-25
Nov. 29	@ Detroit	L 123-127	12-10	Feb. 16	@ San Francisco	L 116-118	37-26
Dec. 1	@ Boston	L 119-123	12-11	Feb. 17	Philadelphia	L 134-135 (2OT)	37-27
Dec. 2	@ New York	W 122-106	13-11	Feb. 21	Boston	W 122-117	38-27
Dec. 5	@ Philadelphia	W 128-122 (OT)	14-11	Feb. 23	Cincinnati	W 131-115	39-27
Dec. 6	@ Baltimore	W 136-125	15-11	Feb. 25	@ San Diego	W 127-112	40-27
Dec. 8	@ Detroit	W 115-103	16-11	Feb. 27	Cincinnati	W 117-106	41-27
Dec. 9	@ San Diego	W 127-109	17-11	Feb. 29	Chi. (@ Evansville)	W 117-107	42-27
Dec. 10	@ Seattle	L 123-133	17-12	Mar. 2	Seattle	W 127-121	43-27
Dec. 14	Chicago	L 101-106	17-13	Mar. 3	Baltimore	W 121-114	44-27
Dec. 17	Boston	L 117-123	17-14	Mar. 6	St. Louis	L 96-112	44-28
Dec. 20	New York	L 131-138	17-15	Mar. 7	@ San Diego	W 119-102	45-28
Dec. 22	Detroit	W 133-105	18-15	Mar. 8	San Diego	W 130-122	46-28
Dec. 25	@ San Diego	L 101-104	18-16	Mar. 9	@ San Francisco	W 137-132 (OT)	47-28
Dec. 26	@ Chicago	W 104-101	19-16	Mar. 10	Baltimore	L 89-119	47-29
Dec. 27	@ Cincinnati	L 127-132	19-17	Mar. 13	San Francisco	W 142-106	48-29
Dec. 29	@ New York	W 126-115	20-17	Mar. 15	New York	W 123-112	49-29
Dec. 30	@ St. Louis	W 106-104	21-17	Mar. 16	Detroit	W 135-108	50-29
Dec. 31	San Diego	W 147-118	22-17	Mar. 17	Detroit	W 120-116	51-29
Jan. 2	@ San Francisco	L 118-119	22-18	Mar. 18	@ Philadelphia	L 128-158	51-30
Jan. 3	Boston	L 103-113	22-19	Mar. 19	San Diego	W 121-109	52-30

*Did not finish season on Laker roster.
† Totals with Lakers only.

1968-69 LOS ANGELES LAKERS



55-27 - 1ST IN WESTERN DIVISION

Head Coach: Bill van Breda Kolff
Standing: John Egan, Cliff Anderson, Keith Erickson, Bill Hewitt, Tom Hawkins, Fred Crawford, Jerry West
Seated: Elgin Baylor, Mel Counts, Wilt Chamberlain, Jay Carty

Western Division Champions

1968-69 REGULAR SEASON STATISTICS / GAME-BY-GAME RESULTS

	G	MIN	FGM	FGA	PCT	FTM	FTA	PCT	REB	AST	PF	DQ	PTS	AVG
Baylor	76	3064	730	1632	.447	421	567	.743	805	408	204	0	1881	24.8
Chamberlain	81	3669	641	1099	.583	382	857	.446	1712	366	142	0	1664	20.5
West	61	2394	545	1156	.471	490	597	.821	262	423	156	1	1580	25.9
Counts	77	1866	390	867	.450	178	221	.805	600	109	223	5	958	12.4
Egan	82	1805	246	597	.412	204	240	.850	147	215	206	1	696	8.5
Erickson	77	1974	264	629	.420	120	175	.686	308	194	222	6	648	8.4
Hewitt	75	1455	239	528	.453	61	106	.575	332	76	139	1	539	7.2
Hawkins	74	1507	230	461	.499	62	151	.411	266	81	168	1	522	7.1
Crawford	81	1690	211	454	.465	83	154	.539	215	154	224	1	505	6.2
Anderson	35	289	44	108	.407	47	82	.573	44	31	58	0	135	3.9
Carty	28	192	34	89	.382	8	11	.727	58	11	31	0	76	2.7

DATE	OPPONENT	BOX SCORE	W / L	DATE	OPPONENT	BOX SCORE	W / L
Oct. 18	@ Philadelphia	L 96-114	0-1	Jan. 4	@ Atlanta	W 121-111	29-13
Oct. 19	@ New York	W 118-96	1-1	Jan. 7	@ Baltimore	W 100-93	30-13
Oct. 22	@ Cincinnati	L 103-107	1-2	Jan. 10	@ Boston	L 82-88	30-14
Oct. 23	@ Detroit	L 110-117	1-3	Jan. 11	@ Atlanta	L 100-104	30-15
Oct. 25	Baltimore	W 117-111	2-3	Jan. 17	Cincinnati	W 128-107	31-15
Oct. 27	San Diego	W 152-116	3-3	Jan. 19	Cincinnati	W 132-117	32-15
Oct. 29	Atlanta	W 125-124	4-3	Jan. 21	@ Milwaukee	W 122-105	33-15
Nov. 1	Chicago	L 101-114	4-4	Jan. 22	@ Detroit	L 115-116	33-16
Nov. 3	@ Phoenix	W 127-109	5-4	Jan. 24	@ Atlanta	L 106-110	33-17
Nov. 5	@ Chicago	W 112-109 (OT)	6-4	Jan. 26	Cincinnati (@ Clev.)	W 126-113	34-17
Nov. 6	Milw. (@ Madison)	W 128-115	7-4	Jan. 28	Chicago	W 125-118	35-17
Nov. 8	New York	W 102-100	8-4	Jan. 29	@ San Diego	W 122-120	36-17
Nov. 10	New York	W 130-109	9-4	Jan. 31	Milwaukee	W 105-104	37-17
Nov. 15	San Diego	W 127-119	10-4	Feb. 1	@ San Francisco	W 106-101 (OT)	38-17
Nov. 16	@ San Francisco	W 119-112	11-4	Feb. 2	San Francisco	L 117-122 (3OT)	38-18
Nov. 17	Seattle	W 105-94	12-4	Feb. 3	@ Seattle	L 107-116	38-19
Nov. 19	Boston	W 116-106	13-4	Feb. 7	Philadelphia	L 106-109	38-20
Nov. 22	San Francisco	L 98-100	13-5	Feb. 8	@ Phoenix	W 122-104	39-20
Nov. 24	Chicago	W 103-100	14-5	Feb. 9	Phoenix	W 134-116	40-20
Nov. 26	@ New York	L 100-104	14-6	Feb. 12	@ Seattle	W 109-92	41-20
Nov. 28	@ Philadelphia	L 107-122	14-7	Feb. 14	San Diego	W 115-109	42-20
Nov. 29	@ Boston	W 93-92	15-7	Feb. 16	@ Milwaukee	L 97-106	42-21
Dec. 1	Milwaukee	W 119-112	16-7	Feb. 18	@ New York	W 113-109	43-21
Dec. 3	Phoenix	W 122-108	17-7	Feb. 19	@ Baltimore	L 88-110	43-22
Dec. 5	@ Baltimore	L 90-108	17-8	Feb. 21	Boston	L 102-124	43-23
Dec. 6	@ Atlanta	W 99-94	18-8	Feb. 23	Philadelphia	L 121-125	43-24
Dec. 7	@ Chicago	L 81-90	18-9	Feb. 25	Seattle	W 114-111 (OT)	44-24
Dec. 8	San Diego	W 132-118	19-9	Feb. 28	Phoenix	W 121-117	45-24
Dec. 13	Atlanta	L 103-105	19-10	Mar. 1	@ San Diego	W 119-113	46-24
Dec. 14	@ Seattle	W 136-120	20-10	Mar. 2	San Francisco	W 107-92	47-24
Dec. 15	Seattle	W 115-114	21-10	Mar. 4	Baltimore	L 108-116	47-25
Dec. 17	Cincinnati	W 112-108	22-10	Mar. 7	Boston	W 105-99 (OT)	48-25
Dec. 20	San Francisco	W 133-101	23-10	Mar. 9	Baltimore	W 120-109	49-25
Dec. 22	Philadelphia	W 102-99	24-10	Mar. 11	Detroit	W 137-101	50-25
Dec. 25	@ Phoenix	W 119-99	25-10	Mar. 12	@ San Francisco	L 85-97	50-26
Dec. 26	@ Detroit	W 95-94	26-10	Mar. 14	Milwaukee	W 111-103	51-26
Dec. 28	@ Chicago	L 86-93	26-11	Mar. 16	@ Boston	W 108-73	52-26
Dec. 29	Detroit	W 111-108	27-11	Mar. 18	@ Chicago	W 93-92	53-26
Dec. 30	@ San Diego	W 131-126 (OT)	28-11	Mar. 19	@ Cincinnati	L 128-136 (OT)	53-27
Dec. 31	Detroit	L 107-127	28-12	Mar. 21	Atlanta	W 116-103	54-27
Jan. 3	@ Philadelphia	L 101-130	28-13	Mar. 23	New York	W 128-111	55-27

46-36 - 2ND IN WESTERN DIVISION

Head Coach: Joe Mullaney
Standing: Willie McCarter, Jerry West, Elgin Baylor, Happy Hairston, John Tresvant, Keith Erickson, Dick Garrett, John Egan
Seated: Mike Lynn, Mel Counts, Wilt Chamberlain, Rick Roberson
Not pictured: Bill Hewitt



Western Division Champions

1969-70 REGULAR SEASON STATISTICS / GAME-BY-GAME RESULTS

	G	MIN	FGM	FGA	PCT	FTM	FTA	PCT	REB	AST	PF	DQ	PTS	AVG
West	74	3106	831	1673	.497	647	785	.824	338	554	160	3	2309	31.2
Chamberlain	12	505	129	227	.568	70	157	.446	221	49	31	0	328	27.3
Baylor	54	2213	511	1051	.486	276	357	.773	559	292	132	1	1298	24.0
Hairston†	55	2145	426	870	.490	281	350	.803	687	110	194	9	1133	20.6
Counts	81	2193	434	1017	.427	156	201	.776	683	160	304	7	1024	12.6
Garrett	73	2318	354	816	.434	138	162	.852	235	180	236	5	846	11.6
Erickson	68	1755	258	563	.458	91	122	.746	304	209	175	3	607	8.9
Roberson	74	2005	262	586	.447	120	212	.566	672	92	256	7	644	8.7
McCarter	40	861	132	349	.378	43	60	.717	83	93	71	0	307	7.7
Egan	72	1627	215	491	.438	99	121	.818	104	216	171	2	529	7.3
Tresvant†	20	221	47	88	.534	23	35	.657	63	17	40	0	117	5.9
Hewitt*	20	478	25	88	.284	16	31	.516	141	28	39	0	66	3.3
Lynn	44	403	44	133	.331	31	48	.646	64	30	87	4	119	2.7

DATE	OPPONENT	BOX SCORE	W / L	DATE	OPPONENT	BOX SCORE	W / L
Oct. 17	@ Philadelphia	L 126-131	0-1	Jan. 9	@ Atlanta	W 127-112	21-21
Oct. 18	@ New York	L 96-99	0-2	Jan. 10	@ Chicago	L 112-116 (OT)	21-22
Oct. 21	@ Baltimore	W 142-137 (OT)	1-2	Jan. 14	@ Milwaukee	L 113-115	21-23
Oct. 22	@ Cincinnati	W 116-109	2-2	Jan. 16	@ Boston	W 108-103	22-23
Oct. 24	Milwaukee	W 123-112	3-2	Jan. 18	@ Detroit	L 100-106	22-24
Oct. 25	@ Seattle	W 130-106	4-2	Jan. 22	San Fran. (@ Houston)	W 122-108	23-24
Oct. 26	Chicago	W 129-125	5-2	Jan. 23	Seattle	W 128-100	24-24
Nov. 2	Cincinnati	L 116-124	5-3	Jan. 24	@ Seattle	W 122-121 (OT)	25-24
Nov. 7	Phoenix	L 120-122	5-4	Jan. 25	Phoenix	W 118-106	26-24
Nov. 9	New York	L 102-112	5-5	Jan. 27	San Diego	W 124-109	27-24
Nov. 11	Detroit	L 102-110	5-6	Jan. 28	@ San Diego	W 113-108	28-24
Nov. 14	Phoenix	W 127-112	6-6	Jan. 30	Atlanta	W 102-87	29-24
Nov. 15	@ Phoenix	L 111-114	6-7	Feb. 1	@ Philadelphia	W 113-112	30-24
Nov. 16	Philadelphia	W 138-125	7-7	Feb. 3	Cincinnati (@ Clev.)	W 124-114	31-24
Nov. 18	@ Detroit	W 125-114	8-7	Feb. 4	@ Detroit	L 109-125	31-25
Nov. 19	@ Cincinnati	W 116-103	9-7	Feb. 6	Milwaukee	L 105-118	31-26
Nov. 21	San Diego	W 100-98	10-7	Feb. 7	@ Phoenix	L 117-121 (OT)	31-27
Nov. 22	@ San Francisco	W 106-98	11-7	Feb. 8	San Diego	W 125-113	32-27
Nov. 23	Baltimore	L 97-129	11-8	Feb. 10	Baltimore	L 106-111	32-28
Nov. 25	@ New York	L 96-103	11-9	Feb. 11	@ San Francisco	W 125-115	33-28
Nov. 26	@ Milwaukee	L 81-100	11-10	Feb. 12	Atlanta	W 136-114	34-28
Nov. 28	San Francisco	L 108-114	11-11	Feb. 14	@ Chicago	L 113-116	34-29
Nov. 30	Chicago	L 114-116 (OT)	11-12	Feb. 15	@ Milwaukee	W 98-96	35-29
Dec. 4	@ Phoenix	L 109-119	11-13	Feb. 17	@ New York	L 93-114	35-30
Dec. 5	Detroit	W 128-109	12-13	Feb. 18	@ Baltimore	L 103-117	35-31
Dec. 6	@ San Diego	W 128-115	13-13	Feb. 20	Milwaukee	W 119-114	36-31
Dec. 7	Atlanta	L 103-104	13-14	Feb. 21	@ San Diego	L 106-121	36-32
Dec. 9	@ Philadelphia	L 99-123	13-15	Feb. 22	Boston	W 108-96	37-32
Dec. 10	@ Boston	L 99-111	13-16	Feb. 24	Atlanta	L 106-118	37-33
Dec. 12	@ Atlanta	L 107-121	13-17	Feb. 27	Chicago	W 111-101	38-33
Dec. 14	Seattle	W 131-127	14-17	Mar. 1	@ Boston	W 120-114	39-33
Dec. 19	Cincinnati	L 109-117	14-18	Mar. 3	@ Atlanta	L 93-101	39-34
Dec. 21	Philadelphia	W 133-117	15-18	Mar. 4	@ Baltimore	W 94-91	40-34
Dec. 23	@ San Diego	L 109-115	15-19	Mar. 6	Baltimore	L 100-105	40-35
Dec. 26	New York	W 114-106	16-19	Mar. 8	Cincinnati	W 144-116	41-35
Dec. 28	Boston	W 109-99	17-19	Mar. 10	San Francisco	W 106-104	42-35
Dec. 30	@ San Francisco	L 100-105	17-20	Mar. 13	Philadelphia	W 128-117	43-35
Jan. 2	San Francisco	W 125-95	18-20	Mar. 15	New York	W 106-107	44-35
Jan. 3	@ Seattle	W 126-109	19-20	Mar. 18	Boston	L 122-137	44-36
Jan. 4	Phoenix	W 120-112	20-20	Mar. 20	Detroit	W 117-111	45-36
Jan. 6	Chi. (@ Kansas City)	L 100-105	20-21	Mar. 22	Seattle	W 121-118	46-36

*Did not finish season on Laker roster.
† Totals with Lakers only.

1970-71 LOS ANGELES LAKERS



48-34 - 1ST IN PACIFIC DIVISION

Head Coach: Joe Mullaney
Standing: Willie McCarter, Jerry West, Jim McMillian, Elgin Baylor, Pat Riley, Ernie Killum, Gail Goodrich
Seated: John Tresvant, Fred Hetzel, Wilt Chamberlain, Rick Roberson, Happy Hairston, Keith Erickson

1970-71 REGULAR SEASON STATISTICS / GAME-BY-GAME RESULTS

	G	MIN	FGM	FGA	PCT	FTM	FTA	PCT	REB	AST	PF	DQ	PTS	AVG
West	69	2845	667	1351	.494	525	631	.832	320	655	180	0	1859	26.9
Chamberlain	82	3630	668	1226	.545	360	669	.538	1493	352	174	0	1696	20.7
Hairston	80	2921	574	1233	.466	337	431	.782	797	168	256	2	1485	18.6
Goodrich	79	2808	558	1174	.475	264	343	.770	260	380	258	3	1380	17.5
Erickson	73	2272	369	783	.471	85	112	.759	404	223	241	4	823	11.3
Baylor	2	57	8	19	.421	4	6	.667	11	2	6	0	20	10.0
McMillian	81	1747	289	629	.459	100	130	.769	330	133	122	1	678	8.4
McCarter	76	1369	247	592	.417	46	77	.597	122	126	152	0	540	7.1
Tresvant*	8	66	18	35	.514	7	10	.700	23	10	11	0	43	5.4
Roberson	65	909	125	301	.415	88	143	.615	304	47	125	1	338	5.2
Riley	54	506	105	254	.413	56	87	.644	54	72	84	0	266	4.9
Hetzel	59	613	111	256	.434	60	77	.779	149	37	99	3	282	4.8
Killum	4	12	0	4	.000	1	1	1.000	2	0	1	0	1	0.3

DATE	OPPONENT	BOX SCORE	W / L	DATE	OPPONENT	BOX SCORE	W / L
Oct. 16	@ Chicago	W 106-102	1-0	Jan. 8	@ Philadelphia	W 123-117	24-18
Oct. 17	@ Baltimore	L 116-118 (OT)	1-1	Jan. 10	@ Detroit	L 109-118	24-19
Oct. 20	@ New York	L 100-115	1-2	Jan. 14	Cincinnati (@ Toronto)	W 126-120	25-19
Oct. 21	@ Philadelphia	W 141-117	2-2	Jan. 16	@ Atlanta	L 123-127	25-20
Oct. 23	Philadelphia	L 122-127	2-3	Jan. 19	Philadelphia	W 134-114	26-20
Oct. 25	Cleveland	W 123-96	3-3	Jan. 22	San Francisco	W 130-110	27-20
Oct. 30	Buffalo	W 104-90	4-3	Jan. 24	Cincinnati	W 142-131	28-20
Nov. 3	@ Portland	W 128-108	5-3	Jan. 26	Chicago	W 136-111	29-20
Nov. 6	New York	W 106-104	6-3	Jan. 28	@ Phoenix	L 112-118	29-21
Nov. 8	Baltimore	W 124-105	7-3	Jan. 29	Seattle	W 122-115	30-21
Nov. 10	@ Chicago	L 96-118	7-4	Jan. 30	@ San Francisco	L 85-87	30-22
Nov. 11	@ Detroit	W 117-115	8-4	Jan. 31	Portland	W 133-120	31-22
Nov. 13	Detroit	W 122-109	9-4	Feb. 2	San Diego	W 133-105	32-22
Nov. 17	Atlanta	W 116-105	10-4	Feb. 5	Milwaukee	W 116-93	33-22
Nov. 19	@ Seattle	L 110-111	10-5	Feb. 6	@ San Diego	W 115-108	34-22
Nov. 20	Milwaukee	L 100-117	10-6	Feb. 7	San Francisco	W 119-104	35-22
Nov. 22	Seattle	W 149-124	11-6	Feb. 9	@ Cleveland	W 116-111	36-22
Nov. 27	Phoenix	L 105-116	11-7	Feb. 11	@ Milwaukee	L 88-122	36-23
Nov. 28	@ San Francisco	L 88-92	11-8	Feb. 12	@ Chicago	L 88-107	36-24
Nov. 29	San Diego	W 130-112	12-8	Feb. 14	Cincinnati	W 125-113	37-24
Dec. 1	@ Baltimore	W 97-93	13-8	Feb. 16	New York	W 130-115	38-24
Dec. 2	@ Boston	L 111-114	13-9	Feb. 18	@ Portland	W 136-114	39-24
Dec. 4	San Francisco	W 123-101	14-9	Feb. 19	Philadelphia	L 104-118	39-25
Dec. 5	@ San Diego	L 116-119	14-10	Feb. 21	Boston	W 124-116	40-25
Dec. 6	Portland	W 131-120	15-10	Feb. 23	@ Baltimore	W 114-107	41-25
Dec. 8	@ Phoenix	W 121-112	16-10	Feb. 24	@ Boston	L 96-116	41-26
Dec. 11	@ Seattle	W 126-118	17-10	Feb. 26	Seattle	W 145-121	42-26
Dec. 13	Detroit	L 100-103	17-11	Feb. 27	@ San Francisco	W 112-107	43-26
Dec. 15	@ Buffalo	L 111-113 (OT)	17-12	Feb. 28	Cleveland	W 107-90	44-26
Dec. 16	@ Cincinnati	W 118-102	18-12	Mar. 2	@ Buffalo	W 131-118	45-26
Dec. 19	@ Atlanta	W 116-104	19-12	Mar. 3	@ Milwaukee	L 97-112	45-27
Dec. 21	@ Milwaukee	L 88-113	19-13	Mar. 5	Atlanta	L 104-105	45-28
Dec. 22	Atlanta	L 115-119	19-14	Mar. 6	@ Seattle	L 109-121	45-29
Dec. 25	Boston	W 123-113	20-14	Mar. 7	Chicago	W 117-108	46-29
Dec. 27	Phoenix	W 128-110	21-14	Mar. 9	Baltimore	L 95-107	46-30
Dec. 29	Chicago	W 126-117	22-14	Mar. 12	Buffalo	W 109-116	46-31
Dec. 30	@ Phoenix	L 114-132	22-15	Mar. 14	Detroit	W 110-100	47-31
Jan. 1	San Diego	L 106-117	22-16	Mar. 16	@ New York	L 82-115	47-32
Jan. 2	@ San Diego	L 108-117	22-17	Mar. 17	@ Boston	L 104-112	47-33
Jan. 5	Cincinnati (@ Omaha)	L 112-146	22-18	Mar. 19	Phoenix	L 106-111	47-34
Jan. 7	@ Cleveland	W 110-105	23-18	Mar. 21	New York	W 101-98	48-34

*Did not finish season on Laker roster

69-13 - 1ST IN PACIFIC DIVISION

Head Coach: Bill Sharman
Asst. Coach: K.C. Jones
Standing: Gail Goodrich, Jim Cleamons, Pat Riley, Jim McMillian, Jerry West, Flynn Robinson
Seated: Keith Erickson, Happy Hairston, Leroy Ellis, Wilt Chamberlain, John Trapp, Elgin Baylor



NBA Champions

1971-72 REGULAR SEASON STATISTICS / GAME-BY-GAME RESULTS

	G	MIN	FGM	FGA	PCT	FTM	FTA	PCT	REB	AST	PF	DQ	PTS	AVG
Goodrich	82	3040	826	1695	.487	475	559	.850	295	365	210	0	2127	25.9
West	77	2973	735	1540	.477	515	633	.814	327	747	209	0	1985	25.8
McMillian	80	3050	642	1331	.482	219	277	.791	522	209	209	0	1503	18.8
Chamberlain	82	3469	496	764	.649	221	524	.422	1572	329	196	0	1213	14.8
Hairston	80	2748	368	798	.461	311	399	.779	1045	193	251	2	1047	13.1
Baylor	9	239	42	97	.433	22	27	.815	57	18	20	0	106	11.8
Robinson	64	1007	262	535	.490	111	129	.860	115	138	139	2	635	9.9
Riley	67	926	197	441	.447	55	74	.743	127	75	110	0	449	6.7
Trapp	58	759	139	314	.443	51	73	.699	180	42	130	3	329	5.7
Erickson	15	262	40	83	.482	6	7	.857	39	35	26	0	86	5.7
Ellis	74	1081	138	300	.460	66	95	.695	310	46	115	0	342	4.6
Cleamons	38	201	35	100	.350	28	36	.778	39	35	21	0	98	2.6

DATE	OPPONENT	BOX SCORE	W / L	DATE	OPPONENT	BOX SCORE	W / L
Oct. 15	@ Detroit	W 132-103	1-0	Jan. 7	@ Atlanta	W 134-90	39-3
Oct. 16	@ New York	W 119-104	2-0	Jan. 9	@ Milwaukee	L 104-120	39-4
Oct. 19	@ Buffalo	W 123-106	3-0	Jan. 11	@ Detroit	W 123-103	40-4
Oct. 20	@ Atlanta	W 126-104	4-0	Jan. 12	@ Cincinnati	L 107-108	40-5
Oct. 22	Chicago	L 106-113	4-1	Jan. 14	@ Philadelphia	W 135-121	41-5
Oct. 24	@ Houston	W 113-103	5-1	Jan. 21	New York	L 101-104	41-6
Oct. 29	Cincinnati	W 119-107	6-1	Jan. 22	@ Phoenix	L 102-116	41-7
Oct. 30	@ Seattle	L 106-115	6-2	Jan. 25	Phoenix	W 129-119	42-7
Oct. 31	Golden State	L 105-109	6-3	Jan. 28	Houston	W 118-105	43-7
Nov. 5	Baltimore	W 110-106	7-3	Jan. 30	Portland	W 153-131	44-7
Nov. 6	@ Golden State	W 105-89	8-3	Feb. 4	Milwaukee	W 118-105	45-7
Nov. 7	New York	W 103-96	9-3	Feb. 5	@ Golden State	W 108-96	46-7
Nov. 9	@ Chicago	W 122-109	10-3	Feb. 6	Baltimore	W 151-127	47-7
Nov. 10	@ Philadelphia	W 143-103	11-3	Feb. 8	@ New York	W 107-102	48-7
Nov. 12	Seattle	W 115-107	12-3	Feb. 9	@ Atlanta	W 117-113	49-7
Nov. 13	@ Portland	W 130-108	13-3	Feb. 11	@ Boston	L 108-121	49-8
Nov. 14	Boston	W 128-115	14-3	Feb. 13	Balt. (@ College Park)	W 121-110	50-8
Nov. 16	Cleveland	W 108-90	15-3	Feb. 15	Cincinnati	W 125-118	51-8
Nov. 19	Houston	W 106-99	16-3	Feb. 16	@ Phoenix	L 109-110	51-9
Nov. 21	Milwaukee	W 112-105	17-3	Feb. 18	Portland	W 125-114	52-9
Nov. 25	@ Seattle	W 139-115	18-3	Feb. 19	@ Portland	W 115-94	53-9
Nov. 26	Detroit	W 132-113	19-3	Feb. 20	Boston	W 132-113	54-9
Nov. 28	Seattle	W 138-121	20-3	Feb. 22	Detroit	L 134-135 (OT)	54-10
Dec. 1	@ Boston	W 124-111	21-3	Feb. 23	Houston (@ Waco)	L 110-115	54-11
Dec. 3	@ Philadelphia	W 131-116	22-3	Feb. 25	Cincinnati	W 109-88	55-11
Dec. 5	Portland	W 123-107	23-3	Feb. 27	Chicago	W 123-118 (OT)	56-11
Dec. 8	@ Houston	W 125-120	24-3	Feb. 29	@ New York	W 114-111	57-11
Dec. 9	@ Golden State	W 124-111	25-3	Mar. 1	Milwaukee (@ Madison)	W 109-108	58-11
Dec. 10	Phoenix	W 126-117	26-3	Mar. 3	Atlanta	W 114-104	59-11
Dec. 12	Atlanta	W 104-95	27-3	Mar. 5	Baltimore	L 94-108	59-12
Dec. 14	@ Portland	W 129-114	28-3	Mar. 7	Philadelphia	W 114-97	60-12
Dec. 17	Golden State	W 129-99	29-3	Mar. 10	Cleveland	W 132-98	61-12
Dec. 18	@ Phoenix	W 132-106	30-3	Mar. 12	Buffalo	W 141-102	62-12
Dec. 19	Philadelphia	W 154-132	31-3	Mar. 14	@ Detroit	W 129-116	63-12
Dec. 21	@ Buffalo	W 117-103	32-3	Mar. 15	@ Cincinnati	W 121-116	64-12
Dec. 22	@ Baltimore	W 127-120	33-3	Mar. 17	Milwaukee	W 123-107	65-12
Dec. 26	Houston	W 137-115	34-3	Mar. 19	Golden State	W 162-99	66-12
Dec. 28	Buffalo	W 105-87	35-3	Mar. 21	@ Chicago	W 109-104	67-12
Dec. 30	@ Seattle	W 122-106	36-3	Mar. 22	@ Cleveland	L 120-124	67-13
Jan. 2	Boston	W 122-113	37-3	Mar. 24	Phoenix	W 112-110	68-13
Jan. 5	@ Cleveland	W 113-103	38-3	Mar. 26	Seattle	W 124-98	69-13

1972-73 LOS ANGELES LAKERS



60-22 - 1ST IN PACIFIC DIVISION

Head Coach: Bill Sharman
Asst. Coach: John Barnhill
Standing: Gail Goodrich, Jerry West, Travis Grant, Pat Riley, Jim Price
Seated: Keith Erickson, Happy Hairston, Mel Counts, Wilt Chamberlain, Bill Bridges, Jim McMillian
Not pictured: Roger Brown, Bill Turner, Leroy Ellis, Flynn Robinson, John Trapp

Western Conference Champions

1972-73 REGULAR SEASON STATISTICS / GAME-BY-GAME RESULTS

	G	MIN	FGM	FGA	PCT	FTM	FTA	PCT	REB	AST	PF	DQ	PTS	AVG
Goodrich	76	2697	750	1615	.464	314	374	.840	263	332	193	1	1814	23.9
West	69	2460	618	1291	.479	339	421	.805	289	607	138	0	1575	22.8
McMillian	81	2953	655	1431	.458	223	264	.845	447	221	176	0	1533	18.9
Hairston	28	939	158	328	.482	140	178	.787	370	68	77	0	456	16.3
Chamberlain	82	3542	426	586	.727	232	455	.510	1526	365	191	0	1084	13.2
Bridges†	72	2491	286	597	.479	133	190	.700	782	196	261	3	705	9.8
Erickson	76	1920	299	696	.460	89	110	.809	337	242	190	3	687	9.0
Riley	55	801	167	390	.428	65	82	.793	65	81	126	0	399	7.3
Price	59	828	158	359	.440	60	73	.822	115	97	119	1	376	6.4
Robinson*	6	47	14	28	.500	6	8	.750	7	8	11	0	34	5.7
Counts†	59	611	127	278	.457	39	58	.672	237	62	98	1	293	5.0
Grant	33	153	51	116	.440	23	26	.885	52	7	19	0	125	3.8
Ellis	10	156	11	40	.275	4	5	.800	33	3	13	0	26	2.6
Trapp	5	35	3	12	.250	7	10	.700	14	2	10	0	13	2.6
Turner†	19	117	17	52	.327	4	7	.571	25	11	13	0	38	2.0
Brown	1	5	0	0	---	1	3	.333	0	0	1	0	1	1.0

DATE	OPPONENT	BOX SCORE	W / L	DATE	OPPONENT	BOX SCORE	W / L
Oct. 11	@ K.C. Omaha	W 129-94	1-0	Jan. 12	@ Chicago	W 109-97	32-10
Oct. 13	@ Boston	L 104-112	1-1	Jan. 14	@ Atlanta	W 102-100	33-10
Oct. 14	@ New York	L 100-125	1-2	Jan. 16	Baltimore	L 104-112	33-11
Oct. 15	@ Cleveland	W 95-83	2-2	Jan. 19	New York	W 95-88	34-11
Oct. 20	Portland	W 126-104	3-2	Jan. 20	@ Phoenix	W 124-104	35-11
Oct. 22	Chicago	W 104-99	4-2	Jan. 21	K.C. Omaha	W 123-102	36-11
Oct. 24	@ K.C. Omaha	W 114-94	5-2	Jan. 26	Golden State	W 100-84	37-11
Oct. 25	Houston (@ San Antonio)	W 112-107	6-2	Jan. 27	@ Golden State	W 122-107	38-11
Oct. 27	Golden State	L 91-119	6-3	Jan. 28	Seattle	W 130-94	39-11
Oct. 29	Phoenix	W 133-123	7-3	Jan. 30	Chicago	W 95-92	40-11
Nov. 3	Detroit	W 116-107	8-3	Feb. 1	@ Phoenix	W 120-106	41-11
Nov. 4	@ Portland	W 134-120	9-3	Feb. 2	Houston	W 126-109	42-11
Nov. 5	@ Seattle	W 124-115	10-3	Feb. 4	Balt. (@ College Park)	W 125-115	43-11
Nov. 7	Houston	W 122-109	11-3	Feb. 6	@ New York	W 95-90	44-11
Nov. 10	Cleveland	W 118-88	12-3	Feb. 7	@ Boston	L 112-113 (OT)	44-12
Nov. 14	@ Milwaukee	W 95-92	13-3	Feb. 9	@ Milwaukee	L 88-109	44-13
Nov. 15	@ Detroit	W 110-99	14-3	Feb. 11	Philadelphia	W 108-90	45-13
Nov. 17	Buffalo	W 103-100	15-3	Feb. 13	Seattle	W 101-98	46-13
Nov. 19	Philadelphia	W 135-95	16-3	Feb. 16	Baltimore	W 121-103	47-13
Nov. 24	Detroit	W 140-123	17-3	Feb. 17	@ Portland	W 110-103	48-13
Nov. 25	@ Phoenix	W 116-109	18-3	Feb. 18	Atlanta	L 92-99	48-14
Nov. 26	Phoenix	W 112-107	19-3	Feb. 20	@ Chicago	L 89-103	48-15
Dec. 1	Atlanta	L 109-114 (OT)	19-4	Feb. 21	@ Detroit	L 98-106	48-16
Dec. 2	@ Golden State	W 112-103	20-4	Feb. 23	Golden State	L 106-111	48-17
Dec. 5	Milwaukee	W 116-94	21-4	Feb. 25	Milwaukee	W 91-82	49-17
Dec. 8	Seattle	W 119-100	22-4	Feb. 27	K.C. Omaha	L 103-107	49-18
Dec. 10	Portland	W 137-101	23-4	Mar. 2	Chicago	W 108-88	50-18
Dec. 12	@ Chicago	W 106-105 (OT)	24-4	Mar. 4	Cleveland	W 127-84	51-18
Dec. 13	@ Philadelphia	W 128-90	25-4	Mar. 6	@ Portland	W 114-102	52-18
Dec. 15	Boston	L 98-102	25-5	Mar. 9	Boston	L 111-119	52-19
Dec. 19	@ Buffalo	W 126-100	26-5	Mar. 11	Detroit	W 141-117	53-19
Dec. 20	@ Baltimore	W 96-90	27-5	Mar. 13	@ Buffalo	W 121-112	54-19
Dec. 22	Phoenix	L 110-118	27-6	Mar. 14	@ Detroit	W 121-112	55-19
Dec. 26	Portland	W 116-92	28-6	Mar. 16	New York	L 98-109	55-20
Dec. 27	@ Houston	L 104-136	28-7	Mar. 18	Phoenix	W 131-113	56-20
Dec. 29	K.C. Omaha	W 123-92	29-7	Mar. 20	@ Atlanta	L 112-114	56-21
Jan. 1	@ Seattle	W 108-103	30-7	Mar. 21	@ K.C. Omaha	W 124-118	57-21
Jan. 2	@ Golden State	L 106-112	30-8	Mar. 23	Buffalo	W 121-101	58-21
Jan. 6	@ Cleveland	L 93-108	30-9	Mar. 25	@ Seattle	W 109-93	59-21
Jan. 7	@ Milwaukee	L 92-99	30-10	Mar. 27	Milwaukee	L 84-85	59-22
Jan. 10	@ Philadelphia	W 120-96	31-10	Mar. 28	@ Golden State	W 96-89	60-22

*Did not finish season on Laker roster;
† Totals with Lakers only

47-35 - 1ST IN PACIFIC DIVISION

Head Coach: Bill Sharman
Asst. Coach: John Barnhill
Standing: Gail Goodrich, Jim Price, Kermit Washington, Pat Riley, Nate Hawthorne, Jerry West
Seated: Stan Love, Happy Hairston, Mel Counts, Elmore Smith, Bill Bridges, Connie Hawkins
Not pictured: Travis Grant



1973-74 REGULAR SEASON STATISTICS / GAME-BY-GAME RESULTS

	G	MIN	FGM	FGA	PCT	FTM	FTA	PCT	OFF	DEF	TOT	AST	PF	DQ	STL	BLK	PTS	AVG	HI
Goodrich	82	3061	784	1773	.442	508	588	.864	95	155	250	427	227	3	126	12	2076	25.3	49
West	31	967	232	519	.447	165	198	.833	30	86	116	206	80	0	81	23	629	20.3	35
Price	82	2628	538	1197	.449	187	234	.799	120	258	378	369	229	2	157	29	1263	15.4	31
Hairston	77	2634	385	759	.507	343	445	.771	335	705	1040	208	264	2	64	17	1113	14.5	29
Hawkins†	71	2538	368	733	.502	173	224	.772	162	360	522	379	203	1	105	78	909	12.8	26
Smith	81	2922	434	949	.457	147	249	.590	204	702	906	150	309	8	71	393	1015	12.5	37
Riley	72	1361	287	667	.430	110	144	.764	38	90	128	148	173	1	54	3	684	9.5	22
Bridges	65	1812	216	513	.421	116	164	.707	193	306	499	148	219	3	58	31	548	8.4	28
Love	51	698	119	278	.428	49	64	.766	54	116	170	48	132	3	28	20	287	5.6	21
Washington	45	400	73	151	.483	26	49	.531	62	85	147	19	77	0	21	18	172	3.8	18
Counts	45	499	61	167	.365	24	33	.727	56	90	146	54	85	2	20	23	146	3.2	16
Hawthorne	33	229	38	93	.409	30	48	.625	16	16	32	23	33	1	9	6	106	3.2	13
Grant	3	6	1	4	.250	1	3	.333	0	1	1	0	1	0	0	0	3	1.0	3

DATE	OPPONENT	BOX SCORE	W / L	DATE	OPPONENT	BOX SCORE	W / L
Oct. 9	@ Chicago	W 117-97	1-0	Jan. 6	K.C. Omaha	W 109-105	24-18
Oct. 11	@ Atlanta	L 102-129	1-1	Jan. 8	@ Capital	L 92-94	24-19
Oct. 13	@ Buffalo	W 125-122	2-1	Jan. 9	@ Detroit	L 94-123	24-20
Oct. 19	Seattle	W 118-91	3-1	Jan. 11	@ Boston	W 111-103	25-20
Oct. 21	Atlanta	L 100-119	3-2	Jan. 12	@ Philadelphia	W 108-101	26-20
Oct. 23	@ Houston	W 107-98	4-2	Jan. 18	@ K.C. Omaha	W 116-115	27-20
Oct. 24	@ K.C. Omaha	W 92-91	5-2	Jan. 20	@ Milwaukee	L 90-94	27-21
Oct. 26	Detroit	W 94-92	6-2	Jan. 22	Cleveland	L 110-111 (OT)	27-22
Oct. 28	Portland	W 111-98	7-2	Jan. 25	Capital	W 143-124	28-22
Oct. 30	@ Portland	L 112-114	7-3	Jan. 27	Milwaukee	W 99-92	29-22
Nov. 2	New York	L 91-106	7-4	Feb. 1	Phoenix	W 121-110	30-22
Nov. 4	Houston	W 106-93	8-4	Feb. 2	@ Phoenix	L 112-119	30-23
Nov. 6	@ Cleveland	L 96-115	8-5	Feb. 3	Portland	W 124-91	31-23
Nov. 7	@ Milwaukee	L 92-109	8-6	Feb. 5	@ Houston	L 112-116 (OT)	31-24
Nov. 9	@ Seattle	W 118-111	9-6	Feb. 6	@ Atlanta	L 103-107	31-25
Nov. 16	Chicago	W 118-102	10-6	Feb. 10	@ Chicago	L 86-96	31-26
Nov. 17	@ Phoenix	W 130-110	11-6	Feb. 12	Houston	L 119-129	31-27
Nov. 18	Cleveland	W 102-100	12-6	Feb. 15	Seattle	W 112-96	32-27
Nov. 20	@ New York	L 89-105	12-7	Feb. 17	Atlanta	L 110-113	32-28
Nov. 21	@ Capital	W 106-97	13-7	Feb. 19	@ K.C. Omaha	L 86-92	32-29
Nov. 24	@ Portland	W 113-108	14-7	Feb. 20	@ Detroit	L 110-112	32-30
Nov. 25	Portland	W 137-109	15-7	Feb. 22	Philadelphia	W 104-103	33-30
Nov. 30	K.C. Omaha	W 123-107	16-7	Feb. 23	@ Seattle	W 118-116	34-30
Dec. 1	@ Portland	L 115-134	16-8	Feb. 24	Chicago	W 100-90	35-30
Dec. 2	Detroit	L 108-114	16-9	Feb. 26	@ Buffalo	W 119-112	36-30
Dec. 4	Phoenix	W 120-103	17-9	Feb. 27	@ Milwaukee	W 110-108	37-30
Dec. 7	Seattle	L 111-115	17-10	Mar. 1	K.C. Omaha	W 107-100	38-30
Dec. 8	@ Golden State	L 111-135	17-11	Mar. 3	Golden State	W 108-104	39-30
Dec. 9	Capital	L 96-110	17-12	Mar. 5	@ Portland	L 102-107	39-31
Dec. 11	@ Cleveland	L 100-101 (OT)	17-13	Mar. 6	Boston	W 116-111	40-31
Dec. 12	@ Detroit	L 96-114	17-14	Mar. 8	Detroit	W 129-113	41-31
Dec. 14	@ Chicago	W 100-97	18-14	Mar. 10	@ Boston	L 82-94	41-32
Dec. 16	Boston	L 110-115	18-15	Mar. 12	@ New York	W 109-102	42-32
Dec. 18	Milwaukee	W 109-107	19-15	Mar. 13	@ Philadelphia	W 121-100	43-32
Dec. 21	Philadelphia	W 116-107	20-15	Mar. 15	Golden State	L 107-112	43-33
Dec. 25	@ Phoenix	L 100-135	20-16	Mar. 16	@ Golden State	L 105-135	43-34
Dec. 26	@ Seattle	L 105-129	20-17	Mar. 17	New York	W 122-114	44-34
Dec. 28	Phoenix	W 119-107	21-17	Mar. 20	Milwaukee	W 120-114	45-34
Dec. 29	@ Golden State	L 100-102	21-18	Mar. 22	Chicago	W 99-93	46-34
Dec. 30	Buffalo	L 108-105	22-18	Mar. 24	Buffalo	W 150-124	47-34
Jan. 4	Golden State	W 114-111	23-18	Mar. 26	Seattle	L 115-121	47-35

† Totals with Lakers only

1974-75 LOS ANGELES LAKERS



30-52 - 5TH IN PACIFIC DIVISION

Head Coach: Bill Sharman
Asst. Coach: John Barnhill
Standing: Pat Riley, Brian Winters, Stu Lantz, Lucius Allen, Gail Goodrich
Seated: Cazzie Russell, Happy Hairston, Kermit Washington, Elmore Smith, Zelmo Beatty, Corky Calhoun
Not pictured: Bill Bridges, Connie Hawkins, Stan Love, Jim Price

1974-75 REGULAR SEASON STATISTICS / GAME-BY-GAME RESULTS

	G	MIN	FGM	FGA	PCT	FTM	FTA	PCT	OFF	DEF	TOT	AST	PF	DQ	STL	BLK	PTS	AVG	HI
Goodrich	72	2668	656	1429	.459	318	378	.841	96	123	219	420	214	1	102	6	1630	22.6	53
Price*	9	339	75	167	.449	41	45	.911	17	26	43	63	36	1	21	3	191	21.2	27
Allen†	56	2011	443	1006	.440	207	269	.770	81	166	247	319	194	4	122	28	1093	19.5	39
Russell	40	1055	264	580	.455	101	113	.894	34	81	115	109	56	0	27	2	629	15.7	30
Winters	68	1516	359	810	.443	76	92	.826	39	99	138	195	168	1	74	18	794	11.7	30
Riley	46	1016	219	523	.419	69	93	.742	25	60	85	121	128	0	36	4	507	11.0	38
Smith	74	2341	346	702	.493	112	231	.485	210	600	810	145	255	6	84	216	804	10.9	30
Hairston	74	2283	271	536	.506	217	271	.801	304	642	946	173	218	2	52	11	759	10.3	21
Lantz†	56	1430	189	446	.424	145	176	.824	81	89	170	158	134	1	44	10	523	9.3	26
Hawkins	43	1026	139	324	.429	68	99	.687	54	144	198	120	116	1	51	23	346	8.0	24
Love	30	431	85	194	.438	47	66	.712	31	66	97	26	69	1	16	13	217	7.2	18
Beatty	69	1213	136	310	.439	108	135	.800	93	234	327	74	130	1	45	29	380	5.5	19
Calhoun†	57	1270	120	286	.420	44	62	.710	95	141	236	75	160	1	49	23	284	5.0	13
Washington	55	949	87	207	.420	72	122	.590	106	244	350	66	155	2	25	32	246	4.5	12
Bridges*	17	307	20	57	.351	16	30	.533	46	48	94	27	46	1	7	5	56	3.3	15

DATE	OPPONENT	BOX SCORE	W / L	DATE	OPPONENT	BOX SCORE	W / L
Oct. 18	Golden State	W 105-90	1-0	Jan. 11	@ Washington	L 90-102	17-25
Oct. 20	K.C. Omaha	L 95-105	1-1	Jan. 21	@ Golden State	L 108-138	17-26
Oct. 25	Detroit	L 107-110	1-2	Jan. 24	New Orleans	W 110-108	18-26
Oct. 27	Phoenix	W 123-116	2-2	Jan. 26	Philadelphia	L 97-103	18-27
Oct. 29	@ Portland	W 105-102	3-2	Jan. 28	@ Houston	L 89-104	18-28
Oct. 30	@ Seattle	L 97-117	3-3	Jan. 29	@ New Orleans	W 112-108	19-28
Nov. 1	Milwaukee	W 109-86	4-3	Jan. 31	@ Phoenix	L 101-105	19-29
Nov. 3	Buffalo	L 101-124	4-4	Feb. 2	Seattle	L 112-119	19-30
Nov. 8	New York	L 105-117	4-5	Feb. 4	@ New York	L 94-109	19-31
Nov. 10	Golden State	L 103-106	4-6	Feb. 5	@ Philadelphia	W 113-110 (2OT)	20-31
Nov. 13	@ Seattle	L 103-108	4-7	Feb. 7	@ Buffalo	L 98-108	20-32
Nov. 15	Philadelphia	W 105-99	5-7	Feb. 9	@ Detroit	L 96-97	20-33
Nov. 16	@ Portland	L 99-112	5-8	Feb. 11	Buffalo	L 108-112	20-34
Nov. 17	Chicago	L 76-96	5-9	Feb. 14	Atlanta	W 108-100	21-34
Nov. 22	Houston	W 89-83	6-9	Feb. 16	@ Seattle	L 87-109	21-35
Nov. 24	Washington	L 108-111	6-10	Feb. 18	@ Chicago	L 105-128	21-36
Nov. 26	@ Milwaukee	W 105-102	7-10	Feb. 19	@ K.C. Omaha	L 92-115	21-37
Nov. 27	@ K.C. Omaha	L 89-107	7-11	Feb. 21	Golden State	L 93-105	21-38
Nov. 29	New Orleans	W 127-122	8-11	Feb. 23	Boston	L 115-119	21-39
Nov. 30	@ Golden State	L 118-128	8-12	Feb. 26	Portland	L 116-117 (2OT)	21-40
Dec. 1	Phoenix	W 111-105 (OT)	9-12	Feb. 28	Cleveland	W 109-105	22-40
Dec. 3	@ New York	L 95-100	9-13	Mar. 2	@ Washington	L 104-117	22-41
Dec. 4	@ Boston	L 90-101	9-14	Mar. 4	@ Atlanta	L 97-109	22-42
Dec. 6	Atlanta	W 100-84	10-14	Mar. 5	@ New Orleans	L 117-123	22-43
Dec. 7	@ Phoenix	L 88-92	10-15	Mar. 7	Chicago	L 87-89	22-44
Dec. 8	Phoenix	W 107-102	11-15	Mar. 9	Houston	W 116-95	23-44
Dec. 13	Seattle	W 109-93	12-15	Mar. 11	@ Detroit	W 95-94	24-44
Dec. 15	@ Portland	L 97-100	12-16	Mar. 13	@ Cleveland	L 85-104	24-45
Dec. 17	Cleveland	L 106-119	12-17	Mar. 14	@ Milwaukee	W 105-104	25-45
Dec. 20	Detroit	L 102-103	12-18	Mar. 16	Golden State	W 111-95	26-45
Dec. 21	@ Phoenix	L 104-114	12-19	Mar. 18	New York	L 100-109	26-46
Dec. 22	Portland	W 115-102	13-19	Mar. 21	Seattle	W 112-109 (OT)	27-46
Dec. 26	@ Cleveland	W 99-89	14-19	Mar. 23	Milwaukee	W 116-97	28-46
Dec. 27	@ Chicago	W 105-93	15-19	Mar. 25	@ Golden State	L 122-139	28-47
Dec. 28	@ Atlanta	L 89-106	15-20	Mar. 26	@ Seattle	L 89-110	28-48
Dec. 30	@ Houston	L 107-120	15-21	Mar. 28	K.C. Omaha	W 114-103	29-48
Jan. 3	Boston	L 106-127	15-22	Mar. 30	Phoenix	W 104-90	30-48
Jan. 5	Washington	W 112-109 (OT)	16-22	Apr. 1	Portland	L 106-124	30-49
Jan. 7	@ Buffalo	L 107-115	16-23	Apr. 2	@ Phoenix	L 106-108	30-50
Jan. 8	@ Philadelphia	W 106-98	17-23	Apr. 4	Seattle	L 102-111	30-51
Jan. 10	@ Boston	L 97-103	17-24	Apr. 6	@ Portland	L 97-126	30-52

*Did not finish season on Laker roster;
† Totals with Lakers only

40-42 - 4TH IN PACIFIC DIVISION

Head Coach: Bill Sharman
Asst. Coach: Larry Cregger
Standing: Gail Goodrich, Stu Lantz, Cazzie Russell, C.J. Kupec, Corky Calhoun, Don Freeman, Ron Williams
Seated: Cliff Meely, Carnell Warner, Jim McDaniels, Kareem Abdul-Jabbar, Don Ford, Kermit Washington
Not pictured: Lucius Allen, Pat Riley, John Roche, Walt Wesley



1975-76 REGULAR SEASON STATISTICS / GAME-BY-GAME RESULTS

	G	MIN	FGM	FGA	PCT	FTM	FTA	PCT	OFF	DEF	TOT	AST	PF	DQ	STL	BLK	PTS	AVG	HI
Abdul-Jabbar	82	33:79	914	1728	.529	447	636	.703	272	1111	1383	413	292	6	119	338	2275	27.7	48
Goodrich	75	26:46	583	1321	.441	293	346	.847	94	120	214	421	238	3	123	17	1459	19.5	37
Allen	76	23:88	461	1004	.459	197	254	.776	64	150	214	357	241	2	101	20	1119	14.7	28
Russell	74	16:25	371	802	.463	132	148	.892	50	133	183	122	122	0	53	3	874	11.8	23
Freeman	64	14:80	263	606	.434	163	199	.819	72	108	180	171	160	1	57	11	689	10.8	25
Ford	76	18:38	311	710	.438	104	139	.748	118	215	333	111	186	3	50	14	726	9.6	25
Warner	81	25:12	251	524	.479	89	128	.695	223	499	722	106	283	3	55	46	591	7.3	24
Riley*	2	23	5	13	.385	1	3	.333	1	2	3	0	5	0	1	1	11	5.5	9
Calhoun	76	18:16	172	368	.467	65	83	.783	117	224	341	85	216	4	62	35	409	5.4	18
Williams	9	15:8	17	43	.395	10	13	.769	2	17	19	21	15	0	3	0	44	4.9	12
Lantz	53	8:53	85	204	.417	80	89	.899	28	71	99	76	105	1	27	3	250	4.7	19
Wesley	1	7	1	2	.500	2	4	.500	0	1	1	1	2	0	0	0	4	4.0	4
Washington	36	4:92	39	90	.433	45	66	.682	51	114	165	20	76	0	11	26	123	3.4	14
Meely†	20	13:9	20	51	.392	24	32	.750	10	35	45	9	30	0	5	4	64	3.2	11
McDaniels	35	24:2	41	102	.402	9	9	1.00	26	48	74	15	40	1	4	10	91	2.6	12
Kupec	16	5:5	10	40	.250	7	11	.636	4	19	23	5	7	0	3	0	27	1.7	6
Roche	15	5:2	3	14	.214	2	4	.500	0	3	3	6	7	0	0	0	8	0.5	4

DATE	OPPONENT	BOX SCORE	W / L	DATE	OPPONENT	BOX SCORE	W / L
Oct. 23	@ New York	W 104-101	1-0	Jan. 9	@ Philadelphia	L 106-109	22-20
Oct. 27	@ Philadelphia	L 104-117	1-1	Jan. 11	@ Milwaukee	L 89-95	22-21
Oct. 28	@ Milwaukee	W 99-92	2-1	Jan. 13	@ Chicago	W 104-102	23-21
Oct. 29	@ Detroit	L 99-112	2-2	Jan. 22	@ Golden State	L 105-129	23-22
Oct. 31	Seattle	W 120-104	3-2	Jan. 23	@ Portland	L 96-119	23-23
Nov. 2	Atlanta	W 116-113 (OT)	4-2	Jan. 25	Washington	L 101-105	23-24
Nov. 4	@ Kansas City	L 98-116	4-3	Jan. 28	Phoenix	W 121-118	24-24
Nov. 5	@ New Orleans	L 110-113	4-4	Jan. 30	Portland	L 113-121	24-25
Nov. 7	New York	W 105-97	5-4	Feb. 1	Philadelphia	W 103-82	25-25
Nov. 8	@ Golden State	L 106-114	5-5	Feb. 5	@ Kansas City	L 109-117	25-26
Nov. 9	Kansas City	W 125-112	6-5	Feb. 6	@ Chicago	L 106-112	25-27
Nov. 12	New Orleans	W 116-100	7-5	Feb. 8	@ Atlanta	W 97-89	26-27
Nov. 14	Phoenix	W 114-107	8-5	Feb. 10	Detroit	W 106-88	27-27
Nov. 16	Chicago	W 110-93	9-5	Feb. 13	New Orleans	W 126-111	28-27
Nov. 18	@ Buffalo	L 106-120	9-6	Feb. 15	@ Washington	L 88-101	28-28
Nov. 19	@ Houston	W 118-110	10-6	Feb. 17	@ New Orleans	W 115-101	29-28
Nov. 21	Milwaukee	W 116-104	11-6	Feb. 18	@ Houston	L 98-114	29-29
Nov. 23	Houston	W 110-99	12-6	Feb. 20	Boston	L 113-125	29-30
Nov. 26	@ Portland	L 101-118	12-7	Feb. 22	@ Seattle	L 91-97	29-31
Nov. 28	Buffalo	W 126-105	13-7	Feb. 27	Kansas City	W 97-90	30-31
Nov. 30	Portland	W 116-109	14-7	Feb. 29	Cleveland	W 108-97	31-31
Dec. 2	@ Washington	L 104-107	14-8	Mar. 5	Golden State	W 106-99	32-31
Dec. 3	@ Detroit	W 118-110	15-8	Mar. 7	Chicago	L 88-91	32-32
Dec. 7	Washington	W 114-106	16-8	Mar. 9	@ New York	L 96-101	32-33
Dec. 12	Philadelphia	W 114-102	17-8	Mar. 10	@ Boston	L 89-92	32-34
Dec. 13	@ Phoenix	L 108-116	17-9	Mar. 12	New York	W 113-95	33-34
Dec. 14	Detroit	W 110-100	18-9	Mar. 14	Buffalo	W 137-109	34-34
Dec. 16	Cleveland	L 103-123	18-10	Mar. 16	@ Cleveland	W 109-105	35-34
Dec. 18	@ Atlanta	L 98-114	18-11	Mar. 17	@ Milwaukee	L 96-109	35-35
Dec. 19	@ Chicago	L 91-104	18-12	Mar. 19	Detroit	W 122-107	36-35
Dec. 21	@ Cleveland	L 98-99	18-13	Mar. 20	@ Phoenix	L 93-106	36-36
Dec. 23	Kansas City	W 111-97	19-13	Mar. 21	Milwaukee	L 111-130	36-37
Dec. 26	Portland	W 104-95	20-13	Mar. 23	Houston	W 125-106	37-37
Dec. 27	@ Seattle	W 109-100	21-13	Mar. 26	Atlanta	W 107-85	38-37
Dec. 28	Boston	L 113-123	21-14	Mar. 27	@ Golden State	L 97-113	38-38
Dec. 30	Seattle	L 100-112	21-15	Mar. 28	Phoenix	L 97-100	38-39
Jan. 2	Golden State	L 105-113	21-16	Mar. 31	@ Seattle	L 109-120	38-40
Jan. 3	@ Golden State	L 99-130	21-17	Apr. 2	Seattle	W 113-105	39-40
Jan. 4	Portland	W 110-101	22-17	Apr. 4	Golden State	W 118-111	40-40
Jan. 6	@ Buffalo	L 113-114	22-18	Apr. 6	@ Portland	L 104-106	40-41
Jan. 7	@ Boston	L 103-109	22-19	Apr. 8	@ Phoenix	L 98-113	40-42

**Did not finish season on Laker roster.
 † Totals with Lakers only.*

1976-77 LOS ANGELES LAKERS



53-29 - 1ST IN PACIFIC DIVISION

Head Coach: Jerry West
Asst. Coaches: Jack McCloskey, Stan Albeck
Standing: Lucius Allen, Earl Tatum, Don Chaney, Marv Roberts, Tom Abernathy, Mack Calvin, Cazzie Russell, Stu Lantz, Bo Lamar
Seated: Don Ford, Kermit Washington, Kareem Abdul-Jabbar, C.J. Kupec
Not pictured: Allen Murphy, Johnny Neuman, Carnell Warner

1976-77 REGULAR SEASON STATISTICS / GAME-BY-GAME RESULTS

	G	MIN	FGM	FGA	PCT	FTM	FTA	PCT	OFF	DEF	TOT	AST	PF	DQ	STL	BLK	PTS	AVG	HI
Abdul-Jabbar	82	3016	888	1533	.579	376	536	.701	266	824	1090	319	262	4	101	261	2152	26.2	40
Russell	82	2583	578	1179	.490	188	219	.858	86	208	294	210	163	1	86	7	1344	16.4	35
Allen	78	2482	472	1035	.456	195	252	.774	58	193	251	405	183	0	116	19	1139	14.6	30
Washington	53	1342	191	380	.503	132	187	.706	182	310	492	48	183	1	43	52	514	9.7	20
Tatum	68	1249	283	607	.466	72	100	.720	83	153	236	118	168	1	85	22	638	9.4	23
Calvin*	12	207	27	82	.329	41	48	.854	6	10	16	21	16	0	11	1	95	7.9	20
Ford	82	1782	262	570	.460	73	102	.716	105	248	353	133	170	0	60	21	597	7.3	19
Lamar	71	1165	228	561	.406	46	68	.676	30	62	92	177	73	0	59	3	502	7.1	22
Abernathy	70	1378	169	349	.484	101	134	.754	113	178	291	98	118	1	49	10	439	6.3	19
Chaney	81	2408	213	522	.408	70	94	.745	120	210	330	308	224	4	140	33	496	6.1	16
Neumann†	59	888	146	363	.402	54	81	.667	19	44	63	137	127	2	28	8	346	5.9	24
Kupec	82	908	153	342	.447	78	101	.772	76	123	199	53	113	0	18	4	384	4.7	14
Warner	14	170	25	53	.472	4	6	.667	21	48	69	11	28	0	1	2	54	3.9	10
Murphy	2	18	1	5	.200	3	7	.429	3	1	4	0	5	0	0	0	5	2.5	3
Roberts	28	209	27	76	.355	4	6	.667	9	16	25	19	34	0	4	2	58	2.1	12

DATE	OPPONENT	BOX SCORE	W / L	DATE	OPPONENT	BOX SCORE	W / L
Oct. 21	@ NY Knicks	L 97-102	0-1	Jan. 18	@ Kansas City	W 113-111	27-15
Oct. 22	@ Washington	W 103-84	1-1	Jan. 21	NY Knicks	W 108-94	28-15
Oct. 24	@ Cleveland	L 95-100	1-2	Jan. 23	Indiana	W 121-104	29-15
Oct. 26	@ Kansas City	L 115-117 (OT)	1-3	Jan. 25	Seattle	W 120-109	30-15
Oct. 29	Atlanta	W 118-101	2-3	Jan. 26	@ Seattle	L 103-118	30-16
Oct. 31	Detroit	W 121-101	3-3	Jan. 28	Philadelphia	W 117-104	31-16
Nov. 5	NY Knicks	L 121-126	3-4	Jan. 30	New Orleans	W 101-99	32-16
Nov. 7	Kansas City	W 107-96	4-4	Feb. 1	Milwaukee	W 136-115	33-16
Nov. 9	@ Buffalo	L 116-121 (OT)	4-5	Feb. 4	@ Boston	L 98-99	33-17
Nov. 10	@ Boston	L 112-117	4-6	Feb. 6	@ Philadelphia	L 97-102	33-18
Nov. 12	Indiana	W 117-106	5-6	Feb. 8	@ NY Knicks	L 107-125	33-19
Nov. 14	Cleveland	L 95-97	5-7	Feb. 9	@ Buffalo	W 105-90	34-19
Nov. 19	Golden State	W 121-99	6-7	Feb. 11	Denver	W 117-109	35-19
Nov. 21	NY Nets	W 96-91	7-7	Feb. 18	Atlanta	L 101-111	35-20
Nov. 23	@ Milwaukee	W 117-114	8-7	Feb. 20	@ Washington	W 108-101	36-20
Nov. 24	@ Denver	L 112-122	8-8	Feb. 22	@ San Antonio	L 103-135	36-21
Nov. 26	Portland	W 99-96	9-8	Feb. 23	@ Detroit	L 101-102	36-22
Nov. 28	Chicago	W 103-84	10-8	Feb. 25	Philadelphia	W 104-102	37-22
Nov. 30	Washington	W 109-102	11-8	Feb. 27	Houston	W 106-101	38-22
Dec. 3	San Antonio	W 114-105	12-8	Mar. 1	@ Atlanta	W 92-90	39-22
Dec. 4	@ Golden State	L 114-116	12-9	Mar. 2	@ Houston	L 113-120	39-23
Dec. 7	@ Chicago	L 81-89	12-10	Mar. 4	Chicago	L 99-114	39-24
Dec. 8	@ Indiana	L 98-111	12-11	Mar. 6	Cleveland	W 104-99	40-24
Dec. 10	Houston	W 109-99	13-11	Mar. 11	Washington	W 94-91	41-24
Dec. 12	Denver	W 112-83	14-11	Mar. 13	@ NY Nets	W 84-81	42-24
Dec. 14	@ Atlanta	L 104-106	14-12	Mar. 14	@ Milwaukee	L 106-110	42-25
Dec. 15	@ New Orleans	W 115-105	15-12	Mar. 15	@ Denver	L 95-107	42-26
Dec. 17	Phoenix	W 118-105	16-12	Mar. 18	Golden State	W 98-85	43-26
Dec. 18	@ Portland	W 115-111 (OT)	17-12	Mar. 20	New Orleans	W 100-95	44-26
Dec. 19	Kansas City	W 103-92	18-12	Mar. 22	@ Chicago	L 86-102	44-27
Dec. 21	Buffalo	W 97-89	19-12	Mar. 23	@ Indiana	W 105-97	45-27
Dec. 25	@ Phoenix	L 96-113	19-13	Mar. 25	Phoenix	W 118-93	46-27
Dec. 26	Milwaukee	W 107-99	20-13	Mar. 26	@ Phoenix	W 109-102	47-27
Dec. 28	Boston	W 134-105	21-13	Mar. 27	Buffalo	W 92-89	48-27
Jan. 2	Portland	W 104-99	22-13	Mar. 29	Seattle	W 100-97	49-27
Jan. 5	@ Philadelphia	L 94-117	22-14	Apr. 1	San Antonio	W 107-102	50-27
Jan. 7	@ NY Nets	W 85-82	23-14	Apr. 3	Detroit	W 115-107 (OT)	51-27
Jan. 9	@ Detroit	W 124-118	24-14	Apr. 5	@ Golden State	L 103-132	51-28
Jan. 11	@ Cleveland	W 101-99	25-14	Apr. 8	NY Nets	W 124-100	52-28
Jan. 14	@ San Antonio	W 109-106	26-14	Apr. 9	@ Portland	L 116-145	52-29
Jan. 15	@ Houston	L 116-122	26-15	Apr. 10	@ Seattle	W 113-104	53-29

* Did not finish season on Laker roster;
† Totals with Lakers only

1977-78 LOS ANGELES LAKERS

45-37 - 4TH IN PACIFIC DIVISION

Head Coach: Jerry West
Asst. Coaches: Jack McCloskey, Stan Albeck
Standing: Norm Nixon, Adrian Dantley, Jamaal Wilkes, Tom Abernathy, Charlie Scott, Lou Hudson, Brad Davis
Seated: Don Ford, Kareem Abdul-Jabbar, Dave Robisch, Kenny Carr
Not pictured: Don Chaney, Ernie DiGregorio, James Edwards, Earl Tatum, Kermit Washington



1977-78 REGULAR SEASON STATISTICS / GAME-BY-GAME RESULTS

	G	MIN	FGM	FGA	PCT	FTM	FTA	PCT	OFF	DEF	TOT	AST	PF	DQ	STL	TO	BLK	PTS	AVG	HI
Abdul-Jabbar	62	2265	663	1205	.550	274	350	.783	186	615	801	269	182	1	103	208	185	1600	25.8	43
Dantley†	56	1985	377	725	.520	334	417	.801	171	233	404	188	157	1	70	161	7	1088	19.4	37
Edwards*	25	723	145	316	.459	80	125	.640	44	136	180	29	89	3	16	57	28	370	14.8	32
Tatum*	25	663	153	314	.487	45	59	.763	23	67	90	70	85	1	37	53	10	351	14.0	25
Hudson	82	2283	493	992	.497	137	177	.774	80	108	188	193	196	0	94	150	14	1123	13.7	30
Nixon	81	2779	496	998	.497	115	161	.714	41	198	239	553	259	3	138	251	7	1107	13.7	28
Wilkes	51	1490	277	630	.440	106	148	.716	113	267	380	182	162	1	77	107	22	660	12.9	29
Scott†	48	1393	225	509	.442	110	142	.775	38	110	148	235	155	4	59	133	11	560	11.7	24
Washington	25	751	110	244	.451	68	110	.618	110	169	279	30	74	1	19	53	24	288	11.5	22
Ford	79	1945	272	576	.472	68	90	.756	106	247	353	142	210	1	68	88	46	612	7.7	22
Abernethy	73	1317	201	404	.498	91	111	.820	105	160	265	101	122	1	55	50	22	493	6.8	24
Carr	52	733	134	302	.444	55	85	.647	53	155	208	26	127	0	18	89	14	323	6.2	15
Robisch†	55	679	104	249	.418	50	65	.769	53	126	179	40	71	0	19	37	14	258	4.7	16
DiGregorio	25	332	41	100	.410	16	20	.800	5	18	23	71	22	0	6	46	0	98	3.9	11
Chaney*	9	133	13	36	.361	5	6	.833	4	7	11	17	14	0	8	11	3	31	3.4	11
Davis	33	334	30	72	.417	22	29	.759	4	31	35	83	39	1	15	35	2	82	2.5	10

DATE	OPPONENT	BOX SCORE	W / L	DATE	OPPONENT	BOX SCORE	W / L
Oct. 18	@ Milwaukee	L 112-117	0-1	Jan. 17	New York	W 121-108	18-24
Oct. 19	@ Indiana	W 133-120	1-1	Jan. 20	Washington	W 121-99	19-24
Oct. 21	@ Denver	L 101-106	1-2	Jan. 22	Houston	W 106-101	20-24
Oct. 23	Phoenix	L 101-104	1-3	Jan. 24	Philadelphia	W 117-102	21-24
Oct. 25	San Antonio	W 109-107	2-3	Jan. 27	Milwaukee	W 131-114	22-24
Oct. 28	@ Atlanta	L 95-102	2-4	Jan. 29	@ Washington	L 112-119	22-25
Oct. 29	@ San Antonio	L 118-129	2-5	Jan. 31	@ Cleveland	W 116-107	23-25
Nov. 2	@ New Jersey	W 107-102	3-5	Feb. 1	@ Boston	L 100-103 (OT)	23-26
Nov. 4	Indiana	W 111-99	4-5	Feb. 3	@ New Jersey	W 105-99 (OT)	24-26
Nov. 6	New York	L 102-106	4-6	Feb. 7	@ Buffalo	W 132-105	25-26
Nov. 11	New Orleans	W 123-107	5-6	Feb. 8	@ Detroit	W 105-95	26-26
Nov. 13	Golden State	W 97-95	6-6	Feb. 10	Golden State	W 135-107	27-26
Nov. 15	Cleveland	L 95-102 (OT)	6-7	Feb. 12	Atlanta	L 103-116	27-27
Nov. 18	Detroit	W 116-83	7-7	Feb. 14	San Antonio	W 128-114	28-27
Nov. 20	Chicago	L 80-102	7-8	Feb. 17	Boston	W 114-106	29-27
Nov. 22	@ Phoenix	L 107-118	7-9	Feb. 19	@ Golden State	W 115-93	30-27
Nov. 23	@ Seattle	L 89-113	7-10	Feb. 21	@ Chicago	W 106-104	31-27
Nov. 25	New Jersey	W 129-117	8-10	Feb. 22	@ Kansas City	L 122-127 (OT)	31-28
Nov. 27	Portland	L 93-100	8-11	Feb. 24	Denver	W 109-99	32-28
Nov. 29	@ Cleveland	L 101-118	8-12	Feb. 26	Detroit	L 124-127	32-29
Nov. 30	@ Detroit	L 98-104	8-13	Mar. 3	Philadelphia	W 96-95	33-29
Dec. 4	Denver	L 109-111	8-14	Mar. 5	Cleveland	W 128-117	34-29
Dec. 6	Milwaukee	W 109-108	9-14	Mar. 10	Chicago	W 115-109	35-29
Dec. 9	Houston	L 105-116	9-15	Mar. 11	@ Phoenix	L 114-120	35-30
Dec. 11	Buffalo	W 124-119 (OT)	10-15	Mar. 12	Phoenix	W 128-112	36-30
Dec. 13	@ New Orleans	L 94-117	10-16	Mar. 14	@ New York	W 135-117	37-30
Dec. 14	@ Houston	W 113-91	11-16	Mar. 15	@ Philadelphia	L 93-113	37-31
Dec. 16	Seattle	L 90-98	11-17	Mar. 17	Seattle	L 98-105	37-32
Dec. 18	Boston	W 104-97	12-17	Mar. 19	Atlanta	W 101-87	38-32
Dec. 20	Washington	W 120-115	13-17	Mar. 21	@ San Antonio	L 105-109	38-33
Dec. 23	@ Portland	L 98-108	13-18	Mar. 22	@ Houston	W 124-106	39-33
Dec. 25	@ Seattle	W 111-96	14-18	Mar. 24	Buffalo	W 120-115	40-33
Dec. 27	@ Golden State	W 123-82	15-18	Mar. 26	Indiana	W 110-99	41-33
Dec. 30	Kansas City	W 119-109	16-18	Mar. 28	@ Atlanta	L 104-105	41-34
Jan. 3	@ New York	W 120-117	17-18	Mar. 29	@ New Orleans	W 108-103	42-34
Jan. 4	@ Buffalo	L 93-94	17-19	Mar. 31	Portland	L 101-103	42-35
Jan. 6	@ Philadelphia	L 110-123	17-20	Apr. 2	Kansas City	W 133-127	43-35
Jan. 8	@ Indiana	L 103-104	17-21	Apr. 4	@ Milwaukee	W 103-102	44-35
Jan. 10	@ Chicago	L 106-110	17-22	Apr. 5	@ Washington	L 119-125	44-36
Jan. 11	@ Kansas City	L 94-102	17-23	Apr. 7	New Jersey	W 114-106	45-36
Jan. 14	@ Denver	L 112-123	17-24	Apr. 9	@ Portland	L 99-114	45-37

*Did not finish season on Laker roster.
† Totals with Lakers only.

1978-79 LOS ANGELES LAKERS



47-35 - 3RD IN PACIFIC DIVISION

Head Coach: Jerry West
Asst. Coaches: Stan Albeck, Jack McCloskey
Standing: Norm Nixon, Lou Hudson, Jamaal Wilkes, Adrian Dantley, Ron Carter, Jim Price, Ron Boone
Seated: Dave Robisch, Kenny Carr, Kareem Abdul-Jabbar, Don Ford
Not pictured: Michael Cooper, Brad Davis

1978-79 REGULAR SEASON STATISTICS / GAME-BY-GAME RESULTS

	G	MIN	FGM	FGA	PCT	FTM	FTA	PCT	OFF	DEF	TOT	AST	PF	DQ	STL	TO	BLK	PTS	AVG	HI
Abdul-Jabbar	80	3157	777	1347	.577	349	474	.736	207	818	1025	431	230	3	76	282	316	1903	23.8	40
Wilkes	82	2915	626	1242	.504	272	362	.751	164	445	609	227	275	2	134	224	27	1524	18.6	31
Dantley	60	1775	374	733	.510	292	342	.854	131	211	342	138	162	0	63	155	12	1040	17.3	40
Nixon	82	3145	623	1149	.542	158	204	.775	48	183	231	737	250	6	201	231	17	1404	17.1	29
Hudson	78	1686	329	636	.517	110	124	.887	64	76	140	141	133	1	58	99	17	768	9.8	23
Boone	82	1583	259	569	.455	90	104	.865	53	92	145	154	171	1	66	147	11	608	7.4	18
Carr	72	1149	225	450	.500	83	137	.606	70	222	292	60	152	0	38	116	31	533	7.4	17
Ford	79	1540	228	450	.507	72	89	.809	83	185	268	101	177	2	51	93	25	528	6.7	22
Price	75	1207	171	344	.497	55	79	.696	26	97	123	218	128	0	66	100	12	397	5.3	19
Robisch	80	1219	150	336	.446	86	115	.748	82	203	285	97	108	0	20	53	25	386	4.8	15
Davis*	5	65	8	11	.727	3	4	.750	0	1	1	9	10	0	2	6	0	19	3.8	9
Carter	46	332	54	124	.435	36	54	.667	21	24	45	25	54	1	17	40	7	144	3.1	14
Cooper	3	7	3	6	.500	0	0	---	0	0	0	0	1	0	1	1	0	6	2.0	4

DATE	OPPONENT	BOX SCORE	W / L	DATE	OPPONENT	BOX SCORE	W / L
Oct. 13	@ Philadelphia	L 102-110	0-1	Jan. 10	@ Boston	W 99-89	26-16
Oct. 14	@ New Jersey	L 100-102	0-2	Jan. 12	@ New Jersey	W 117-116	27-16
Oct. 17	@ Cleveland	L 111-113	0-3	Jan. 14	@ Seattle	W 108-99	28-16
Oct. 22	San Antonio	W 134-121	1-3	Jan. 17	@ San Diego	L 117-119	28-17
Oct. 24	@ San Diego	L 123-124	1-4	Jan. 19	Houston	L 121-122 (OT)	28-18
Oct. 27	San Diego	W 113-101	2-4	Jan. 21	Golden State	W 113-107	29-18
Oct. 29	Washington	W 109-93	3-4	Jan. 23	New York	W 148-124	30-18
Oct. 31	Denver	W 134-107	4-4	Jan. 25	@ Detroit	L 100-135	30-19
Nov. 3	New York	W 147-124	5-4	Jan. 26	@ Denver	L 107-119	30-20
Nov. 5	Cleveland	W 117-107	6-4	Jan. 28	Milwaukee	W 111-109	31-20
Nov. 7	@ Chicago	W 112-111	7-4	Jan. 30	New Jersey	W 127-108	32-20
Nov. 8	@ Indiana	W 113-111	8-4	Feb. 6	San Antonio	W 119-111 (OT)	33-20
Nov. 10	Kansas City	W 136-127	9-4	Feb. 7	@ Golden State	W 106-104	34-20
Nov. 12	Indiana	W 134-106	10-4	Feb. 9	Cleveland	W 106-103	35-20
Nov. 14	@ Milwaukee	W 137-119	11-4	Feb. 11	@ Kansas City	L 103-104	35-21
Nov. 15	@ Detroit	W 133-126	12-4	Feb. 13	@ Cleveland	L 111-117	35-22
Nov. 17	New Orleans	W 121-109	13-4	Feb. 16	@ Milwaukee	L 98-99	35-23
Nov. 19	Chicago	W 104-95	14-4	Feb. 18	@ Indiana	W 122-111	36-23
Nov. 22	@ Houston	W 121-114	15-4	Feb. 20	Golden State	L 91-102	36-24
Nov. 24	@ Washington	L 103-113	15-5	Feb. 23	Boston	W 113-104	37-24
Nov. 25	@ Atlanta	L 103-109	15-6	Feb. 25	Indiana	W 118-108	38-24
Nov. 28	Detroit	L 103-105	15-7	Feb. 27	Kansas City	W 122-114	39-24
Dec. 1	Phoenix	W 130-122	16-7	Mar. 2	Philadelphia	W 126-111	40-24
Dec. 3	New Jersey	L 105-107	16-8	Mar. 4	Denver	L 99-113	40-25
Dec. 5	@ New Orleans	W 114-102	17-8	Mar. 9	Chicago	L 92-102	40-26
Dec. 6	@ San Antonio	L 111-112	17-9	Mar. 11	@ Boston	L 106-108	40-27
Dec. 8	Milwaukee	W 101-85	18-9	Mar. 13	@ Washington	L 111-120	40-28
Dec. 10	Atlanta	W 88-86	19-9	Mar. 14	@ San Antonio	L 112-125	40-29
Dec. 12	@ Portland	L 115-117	19-10	Mar. 16	Atlanta	W 111-110	41-29
Dec. 13	@ Seattle	L 107-117	19-11	Mar. 18	Boston	W 122-111	42-29
Dec. 15	Seattle	W 100-98	20-11	Mar. 21	Portland	L 110-114	42-30
Dec. 16	@ Phoenix	L 100-119	20-12	Mar. 23	San Diego	W 156-119	43-30
Dec. 17	Philadelphia	L 96-103	20-13	Mar. 25	@ Denver	L 113-123	43-31
Dec. 22	Washington	W 127-115	21-13	Mar. 28	@ Phoenix	L 106-112	43-32
Dec. 26	New Orleans	L 123-125	21-14	Mar. 30	Detroit	W 124-113	44-32
Dec. 27	@ Golden State	W 106-104	22-14	Apr. 1	@ Philadelphia	L 111-112	44-33
Dec. 29	Portland	W 118-95	23-14	Apr. 3	@ Chicago	W 97-95	45-33
Jan. 2	@ New Orleans	L 105-109	23-15	Apr. 4	@ Kansas City	L 111-115 (OT)	45-34
Jan. 3	@ Atlanta	W 99-96	24-15	Apr. 6	Seattle	L 93-113	45-35
Jan. 6	@ Houston	L 112-115 (OT)	24-16	Apr. 7	@ Portland	W 99-98	46-35
Jan. 9	@ New York	W 106-94	25-16	Apr. 8	Phoenix	W 111-103	47-35

* Did not finish season on Laker roster

60-22 - 1ST IN PACIFIC DIVISION

Head Coach: Jack McKinney, Paul Westhead
Asst. Coach: Paul Westhead, Pat Riley
Standing: Butch Lee, Brad Holland,
Mark Landsberger, Marty Byrnes,
Michael Cooper, Norm Nixon
Seated: Spencer Haywood, Jamaal Wilkes,
Kareem Abdul-Jabbar, Earvin
Johnson, Jim Chones
Not pictured: Ron Boone, Kenny Carr, Don Ford,
Oliver Mack

NBA Champions



1979-80 REGULAR SEASON STATISTICS / GAME-BY-GAME RESULTS

	G	MIN	FG	FGA	PCT	3P	3A	PCT	FT	FTA	PCT	OFF	DEF	TOT	AST	PF	DQ	STL	TO	BLK	PTS	AVG
Abdul-Jabbar	82	3143	835	1383	.604	0	1	.000	364	476	.765	190	696	886	371	216	2	81	297	280	2034	24.8
Wilkes	82	3111	726	1358	.535	3	17	.176	189	234	.808	176	349	525	250	220	1	129	157	28	1644	20.0
Johnson	77	2795	503	949	.530	7	31	.226	374	462	.810	166	430	596	563	218	1	187	305	41	1387	18.0
Nixon	82	3226	624	1209	.516	1	8	.125	197	253	.779	52	177	229	642	241	1	147	288	14	1446	17.6
Chones	82	2394	372	760	.489	0	2	.000	125	169	.740	143	421	564	151	271	5	56	175	65	869	10.6
Haywood	76	1544	288	591	.487	1	4	.250	159	206	.772	132	214	346	93	197	2	35	134	57	736	9.7
Cooper	82	1973	303	578	.524	5	20	.250	111	143	.776	101	128	229	221	215	3	86	142	38	722	8.8
Landsberger†	23	374	66	137	.482	0	0	---	29	56	.518	69	94	163	14	27	0	10	25	5	161	7.0
Boone*	6	106	14	40	.350	0	0	---	6	7	.857	7	4	11	7	13	0	5	13	0	34	5.7
Carr*	5	57	7	16	.438	0	0	---	2	2	1.000	5	12	17	1	6	0	2	9	1	16	3.2
Ford*	52	580	66	130	.508	0	2	---	23	28	.821	23	75	98	36	86	0	11	30	15	155	3.0
Holland	38	197	44	104	.423	3	15	.200	15	16	.938	4	13	17	22	24	0	15	13	1	106	2.8
Byrnes	32	194	25	50	.500	0	0	---	13	15	.867	9	18	27	13	32	0	5	22	1	63	2.0
Mack*	27	155	21	50	.420	0	1	.000	9	18	.500	7	15	22	20	16	0	4	9	0	51	1.9
Lee†	11	31	4	13	.308	0	0	---	6	7	.857	4	4	8	9	2	0	1	7	0	14	1.3

DATE	OPPONENT	BOX SCORE	W / L	DATE	OPPONENT	BOX SCORE	W / L
Oct. 12	@ San Diego	W 103-102	1-0	Jan. 2	@ Indiana	W 127-120	29-13
Oct. 16	Chicago	W 105-96	2-0	Jan. 6	@ Milwaukee	L 103-113	29-14
Oct. 17	@ Seattle	L 110-112	2-1	Jan. 9	@ Washington	L 101-103	29-15
Oct. 19	Portland	L 82-99	2-2	Jan. 11	@ Detroit	W 123-100	30-15
Oct. 21	Seattle	W 106-97	3-2	Jan. 13	@ Boston	W 100-98	31-15
Oct. 23	Utah	W 102-87	4-2	Jan. 15	Utah	W 112-99	32-15
Oct. 26	Kansas City	W 116-104	5-2	Jan. 16	@ Golden State	W 97-96	33-15
Oct. 28	Golden State	W 97-90	6-2	Jan. 18	Atlanta	W 108-102	34-15
Oct. 30	@ Chicago	W 111-105	7-2	Jan. 21	New York	W 132-114	35-15
Oct. 31	@ Milwaukee	L 106-110	7-3	Jan. 24	@ Portland	L 103-111	35-16
Nov. 2	Phoenix	W 112-110	8-3	Jan. 25	Philadelphia	W 124-103	36-16
Nov. 6	San Diego	W 127-112	9-3	Jan. 27	Milwaukee	W 112-102	37-16
Nov. 7	@ Golden State	L 109-126	9-4	Jan. 29	@ Cleveland	L 153-154 (4OT)	37-17
Nov. 9	Denver	W 126-122 (OT)	10-4	Jan. 31	@ Chicago	W 107-97	38-17
Nov. 11	Cleveland	W 140-126	11-4	Feb. 5	@ New York	W 116-105	39-17
Nov. 13	@ San Diego	W 137-91	12-4	Feb. 8	@ New Jersey	W 125-120 (OT)	40-17
Nov. 15	@ Kansas City	L 108-114	12-5	Feb. 10	@ Philadelphia	L 104-105	40-18
Nov. 16	@ Denver	W 135-128 (OT)	13-5	Feb. 13	Portland	W 129-100	41-18
Nov. 18	Indiana	W 127-104	14-5	Feb. 15	Kansas City	W 114-100	42-18
Nov. 20	@ Portland	L 99-114	14-6	Feb. 17	Washington	W 111-107	43-18
Nov. 21	@ Seattle	L 110-119	14-7	Feb. 20	@ Denver	W 116-103	44-18
Nov. 23	@ Phoenix	L 112-126	14-8	Feb. 22	New Jersey	W 132-110	45-18
Nov. 25	Kansas City	W 111-110	15-8	Feb. 24	Houston	W 112-100	46-18
Nov. 27	@ Utah	W 122-118	16-8	Feb. 26	Seattle	W 131-108	47-18
Nov. 30	Chicago	L 100-107	16-9	Feb. 29	Milwaukee	L 117-126 (OT)	47-19
Dec. 2	Milwaukee	W 116-103	17-9	Mar. 2	@ Phoenix	L 115-123	47-20
Dec. 4	@ San Antonio	W 127-121	18-9	Mar. 4	@ Milwaukee	W 127-124	48-20
Dec. 5	@ Houston	W 116-114	19-9	Mar. 5	@ Kansas City	W 117-101	49-20
Dec. 7	San Diego	L 108-116	19-10	Mar. 7	Chicago	W 101-99	50-20
Dec. 9	Denver	W 131-118	20-10	Mar. 9	@ Portland	L 121-142	50-21
Dec. 14	Detroit	W 138-122	21-10	Mar. 11	@ San Diego	W 123-106	51-21
Dec. 16	San Antonio	W 121-119	22-10	Mar. 12	Portland	W 102-94	52-21
Dec. 18	@ Chicago	W 129-118	23-10	Mar. 14	Denver	W 132-126	53-21
Dec. 19	@ Atlanta	L 112-119	23-11	Mar. 16	Phoenix	W 128-106	54-21
Dec. 21	Golden State	W 114-108	24-11	Mar. 18	Golden State	W 113-100	55-21
Dec. 22	@ Denver	L 128-130	24-12	Mar. 19	@ Phoenix	L 108-112	55-22
Dec. 23	Seattle	W 102-97	25-12	Mar. 22	@ Seattle	W 97-92	56-22
Dec. 26	@ Kansas City	L 111-118	25-13	Mar. 23	Utah	W 101-96	57-22
Dec. 27	@ Utah	W 124-116	26-13	Mar. 27	@ Utah	W 97-95	58-22
Dec. 28	Boston	W 123-105	27-13	Mar. 28	San Diego	W 126-88	59-22
Dec. 30	Phoenix	W 113-105	28-13	Mar. 30	@ Golden State	W 95-93	60-22

**Did not finish season on Laker roster.
† Totals with Lakers only.*

1980-81 LOS ANGELES LAKERS



54-28 - 2ND IN PACIFIC DIVISION

Head Coach: Paul Westhead
Asst. Coaches: Pat Riley, Mike Thibault
Standing: Eddie Jordan, Butch Carter, Mark Landsberger, Jim Brewer, Alan Hardy, Brad Holland
Seated: Michael Cooper, Jamaal Wilkes, Kareem Abdul-Jabbar, Earvin Johnson, Jim Chones, Norm Nixon
Not pictured: Tony Jackson, Myles Patrick

1980-81 REGULAR SEASON STATISTICS / GAME-BY-GAME RESULTS


	G	MIN	FG	FGA	PCT	3P	3A	PCT	FT	FTA	PCT	OFF	DEF	TOT	AST	PF	DQ	STL	TO	BLK	PTS	AVG
Abdul-Jabbar	80	2976	836	1457	.574	0	1	.000	423	552	.766	197	624	821	272	244	4	59	249	228	2095	26.2
Wilkes	81	3028	786	1495	.526	1	13	.077	254	335	.758	146	289	435	235	223	1	121	207	29	1827	22.6
Johnson	37	1371	312	587	.532	3	17	.176	171	225	.760	101	219	320	317	100	0	127	143	27	798	21.6
Nixon	79	2962	576	1210	.476	2	12	.167	196	252	.778	64	168	232	696	226	2	146	285	11	1350	17.1
Chones	82	2562	378	751	.503	0	4	.000	126	193	.653	180	477	657	153	324	4	39	159	96	882	10.8
Cooper	81	2625	321	654	.491	4	49	.211	117	149	.785	121	215	336	332	249	4	133	164	78	763	9.4
Landsberger	69	1086	164	327	.502	0	1	.000	62	116	.534	152	225	377	27	135	0	19	65	6	390	5.7
Carter	54	672	114	247	.462	3	10	.300	70	95	.737	34	31	65	52	99	0	23	50	1	301	5.6
Jordan†	60	987	120	279	.430	3	12	.250	63	95	.663	25	55	80	195	136	0	74	120	7	306	5.1
Holland	41	295	47	111	.423	1	3	.333	35	49	.714	9	20	29	23	44	0	21	31	1	130	3.2
Brewer	78	1107	101	197	.513	0	2	.000	15	40	.375	127	154	281	55	158	2	43	48	58	217	2.8
Hardy	22	111	22	59	.373	0	0	---	7	10	.700	8	11	19	3	13	0	1	11	9	51	2.3
Patrick	3	9	2	5	.400	0	0	---	1	2	.500	1	1	2	1	3	0	0	1	0	5	1.7
Jackson	2	14	1	3	.333	0	0	---	0	0	---	0	2	2	2	1	0	2	0	0	2	1.0

DATE	OPPONENT	BOX SCORE	W / L	DATE	OPPONENT	BOX SCORE	W / L
Oct. 10	@ Seattle	W 99-98	1-0	Jan. 2	@ San Antonio	L 112-118	26-16
Oct. 12	Houston	W 114-103	2-0	Jan. 6	Washington	W 107-98	27-16
Oct. 15	@ Kansas City	W 112-107 (OT)	3-0	Jan. 9	Seattle	W 92-87	28-16
Oct. 17	Phoenix	W 116-109	4-0	Jan. 11	Detroit	W 117-108	29-16
Oct. 19	Golden State	W 125-107	5-0	Jan. 13	@ Cleveland	W 108-104	30-16
Oct. 21	@ Portland	L 103-107	5-1	Jan. 14	@ Washington	L 104-114	30-17
Oct. 24	Seattle	W 104-98	6-1	Jan. 16	@ New Jersey	W 113-111	31-17
Oct. 25	@ Utah	W 127-99	7-1	Jan. 18	@ Boston	L 96-98	31-18
Oct. 26	San Antonio	L 102-108	7-2	Jan. 21	Atlanta	W 116-106	32-18
Oct. 28	@ San Diego	W 131-101	8-2	Jan. 23	Denver	W 110-105	33-18
Oct. 31	Cleveland	W 107-98	9-2	Jan. 26	Portland	W 124-112	34-18
Nov. 2	Denver	L 121-123	9-3	Jan. 27	Utah	W 111-104	35-18
Nov. 4	Portland	W 119-118	10-3	Jan. 29	Kansas City	W 118-104	36-18
Nov. 7	@ Dallas	W 126-102	11-3	Feb. 4	@ Indiana	W 102-96	37-18
Nov. 8	@ San Antonio	L 109-112	11-4	Feb. 6	@ Detroit	W 111-102	38-18
Nov. 11	@ Atlanta	W 126-97	12-4	Feb. 8	@ Philadelphia	L 99-102	38-19
Nov. 12	@ Houston	L 104-107	12-5	Feb. 11	Boston	L 91-105	38-20
Nov. 14	San Diego	W 113-100	13-5	Feb. 13	@ Houston	W 114-105	39-20
Nov. 16	Dallas	W 110-102	14-5	Feb. 15	Dallas	W 107-99	40-20
Nov. 18	Kansas City	W 107-94	15-5	Feb. 17	New York	W 96-87	41-20
Nov. 20	@ Phoenix	L 99-102	15-6	Feb. 20	Houston	W 107-110	41-21
Nov. 21	Phoenix	W 116-88	16-6	Feb. 22	@ New York	W 96-93	42-21
Nov. 23	Milwaukee	L 94-110	16-7	Feb. 24	@ Chicago	W 107-97	43-21
Nov. 27	@ Golden State	W 128-119	17-7	Feb. 25	@ Milwaukee	L 108-126	43-22
Nov. 29	@ Denver	W 124-123 (2OT)	18-7	Feb. 27	New Jersey	W 107-103	44-22
Nov. 30	Chicago	L 108-122	18-8	Mar. 1	Phoenix	L 96-101	44-23
Dec. 3	San Diego	L 114-120	18-9	Mar. 3	@ Kansas City	W 99-98	45-23
Dec. 6	@ Golden State	L 103-119	18-10	Mar. 4	@ Denver	L 114-123	45-24
Dec. 7	Utah	W 113-100	19-10	Mar. 10	San Antonio	W 118-104	46-24
Dec. 9	@ Dallas	W 103-92	20-10	Mar. 12	@ San Diego	W 122-116	47-24
Dec. 10	@ Houston	W 109-108	21-10	Mar. 13	Kansas City	W 116-101	48-24
Dec. 12	@ Seattle	W 113-107	22-10	Mar. 15	San Diego	L 118-122	48-25
Dec. 14	Golden State	W 122-113	23-10	Mar. 17	@ Dallas	W 114-109	49-25
Dec. 16	@ San Diego	L 92-97	23-11	Mar. 18	@ Phoenix	L 114-126	49-26
Dec. 19	Portland	L 106-110	23-12	Mar. 20	Seattle	W 133-119	50-26
Dec. 21	San Antonio	W 135-122	24-12	Mar. 21	@ Portland	W 117-111	51-26
Dec. 23	@ Portland	L 102-108	24-13	Mar. 22	@ Golden State	W 120-118	52-26
Dec. 26	Indiana	W 116-115	25-13	Mar. 24	Golden State	W 110-103	53-26
Dec. 27	@ Phoenix	L 106-116	25-14	Mar. 27	@ Seattle	W 97-90	54-26
Dec. 28	Philadelphia	W 122-116	26-14	Mar. 28	@ Utah	L 110-112 (OT)	54-27
Dec. 30	@ Utah	L 100-110	26-15	Mar. 29	Denver	L 146-148 (OT)	54-28

† Totals with Lakers only==

57-25 - 1ST IN PACIFIC DIVISION

Head Coach: Paul Westhead, Pat Riley
Asst. Coaches: Pat Riley, Mike Thibault, Bill Bertka
Standing: Eddie Jordan, Kevin McKenna, Mitch Kupchak, Bob McAdoo, Mark Landsberger, Mike McGee
Seated: Jim Brewer, Kurt Rambis, Jamaal Wilkes, Kareem Abdul-Jabbar, Michael Cooper, Norm Nixon, Earvin Johnson
Not pictured: Clay Johnson



NBA Champions

1981-82 REGULAR SEASON STATISTICS / GAME-BY-GAME RESULTS

	G	MIN	FG	FGA	PCT	3P	3A	PCT	FT	FTA	PCT	OFF	DEF	TOT	AST	PF	DQ	STL	TO	BLK	PTS	AVG
Abdul-Jabbar	76	2677	753	1301	.579	0	3	.000	312	442	.706	172	487	659	225	224	0	63	230	207	1818	23.9
Wilkes	82	2906	744	1417	.525	0	4	.000	246	336	.732	153	240	393	143	240	1	89	164	24	1734	21.1
E. Johnson	78	2991	556	1036	.537	6	29	.207	329	433	.760	252	499	751	743	223	1	208	286	34	1447	18.6
Nixon	82	3024	628	1274	.493	3	12	.250	181	224	.808	38	138	176	652	264	3	132	238	7	1440	17.6
Kupchak	26	821	153	267	.573	0	0	---	65	98	.663	64	146	210	33	80	1	12	43	10	371	14.3
Cooper	76	2197	383	741	.517	2	17	.118	139	171	.813	84	185	269	230	216	1	120	151	61	907	11.9
McAdoo	41	746	151	330	.458	0	5	.000	90	126	.714	45	114	159	32	109	1	22	51	36	392	9.6
McGee	39	352	80	172	.465	0	4	.000	31	53	.585	34	15	49	16	59	0	18	34	3	191	4.9
Rambis	64	1131	118	228	.518	0	1	.000	59	117	.504	116	232	348	56	167	2	60	77	76	295	4.6
Landsberger	75	1134	144	329	.438	0	2	.000	33	65	.508	164	237	401	32	134	0	10	49	7	321	4.3
Jordan	58	608	89	208	.428	1	9	.111	43	54	.796	4	39	43	131	98	0	62	66	1	222	3.8
C. Johnson	7	65	11	20	.550	0	0	---	3	6	.500	8	4	12	7	13	0	3	7	3	25	3.6
Brewer	71	966	81	175	.463	1	6	.167	7	19	.368	106	158	264	42	127	1	39	37	46	170	2.4
McKenna	36	237	28	87	.322	0	2	.000	11	17	.647	18	11	29	14	45	0	10	20	2	67	1.9

DATE	OPPONENT	BOX SCORE	W / L	DATE	OPPONENT	BOX SCORE	W / L
Oct. 30	Houston	L 112-113 (2OT)	0-1	Jan. 26	Milwaukee	L 94-96	30-12
Nov. 3	@ Portland	L 100-102	0-2	Jan. 28	Phoenix	W 97-87	31-12
Nov. 4	@ Seattle	W 106-103	1-2	Feb. 2	@ Golden State	L 117-119	31-13
Nov. 6	Phoenix	L 99-101	1-3	Feb. 3	New York	L 94-98	31-14
Nov. 8	Dallas	W 121-111	2-3	Feb. 5	@ Washington	W 90-87	32-14
Nov. 10	@ San Antonio	L 102-128	2-4	Feb. 7	@ Boston	W 119-113	33-14
Nov. 11	@ Houston	W 95-93	3-4	Feb. 9	@ Atlanta	W 130-117	34-14
Nov. 13	Portland	W 119-115	4-4	Feb. 10	@ Kansas City	L 102-125	34-15
Nov. 14	@ Phoenix	W 98-97	5-4	Feb. 12	San Antonio	L 94-100	34-16
Nov. 15	Indiana	W 124-123 (2OT)	6-4	Feb. 14	Boston	L 103-108	34-17
Nov. 18	@ Utah	W 113-110	7-4	Feb. 16	Seattle	W 108-101	35-17
Nov. 20	San Antonio	W 136-116	8-4	Feb. 19	Golden State	W 126-106	36-17
Nov. 21	@ San Diego	W 119-117	9-4	Feb. 21	@ Denver	W 132-131	37-17
Nov. 24	@ Dallas	W 125-110	10-4	Feb. 23	Denver	W 145-129	38-17
Nov. 25	@ San Antonio	W 117-96	11-4	Feb. 25	@ Seattle	W 104-98	39-17
Nov. 27	San Diego	L 129-138	11-5	Feb. 26	Philadelphia	W 116-114 (2OT)	40-17
Nov. 29	Houston	W 122-104	12-5	Feb. 28	Cleveland	W 102-101	41-17
Dec. 1	Utah	W 117-86	13-5	Mar. 3	@ New Jersey	L 103-111	41-18
Dec. 2	@ Seattle	L 96-104	13-6	Mar. 4	@ New York	L 119-129 (OT)	41-19
Dec. 4	@ Denver	W 126-117	14-6	Mar. 7	@ Philadelphia	L 113-119	41-20
Dec. 6	Kansas City	W 119-106	15-6	Mar. 9	Kansas City	W 105-99	42-20
Dec. 8	Washington	W 102-98	16-6	Mar. 12	Chicago	L 105-111	42-21
Dec. 11	Portland	W 124-116	17-6	Mar. 14	Dallas	W 138-116	43-21
Dec. 13	Golden State	W 122-118	18-6	Mar. 16	@ Portland	W 120-108	44-21
Dec. 17	@ Golden State	L 115-120	18-7	Mar. 17	@ Utah	W 120-112	45-21
Dec. 19	@ San Diego	W 106-100	19-7	Mar. 19	@ Dallas	W 112-106	46-21
Dec. 20	Atlanta	W 112-94	20-7	Mar. 21	Houston	W 107-102	47-21
Dec. 22	@ Portland	W 124-110	21-7	Mar. 23	Dallas	L 116-118	47-22
Dec. 25	@ Phoenix	W 104-101	22-7	Mar. 26	@ San Antonio	L 105-110	47-23
Dec. 27	San Diego	W 139-117	23-7	Mar. 28	@ Kansas City	W 116-111	48-23
Dec. 29	Utah	W 121-114	24-7	Mar. 30	San Diego	W 143-120	49-23
Jan. 3	Seattle	L 90-110	24-8	Apr. 1	@ San Diego	W 117-100	50-23
Jan. 8	@ Chicago	L 113-119	24-9	Apr. 2	Phoenix	L 99-109	50-24
Jan. 9	@ Detroit	W 130-127	25-9	Apr. 4	Portland	W 129-111	51-24
Jan. 10	@ Milwaukee	L 107-118	25-10	Apr. 6	@ Houston	W 108-97	52-24
Jan. 12	@ Cleveland	W 114-100	26-10	Apr. 9	Denver	W 153-128	53-24
Jan. 15	@ Indiana	W 97-92	27-10	Apr. 11	Seattle	W 107-104	54-24
Jan. 17	@ Kansas City	W 109-97	28-10	Apr. 13	@ Golden State	L 101-106	54-25
Jan. 19	@ Denver	L 139-140	28-11	Apr. 14	Utah	W 128-115	55-25
Jan. 20	New Jersey	L 132-113	29-11	Apr. 16	Golden State	W 125-109	56-25
Jan. 22	Detroit	W 123-111	30-11	Apr. 18	@ Phoenix	W 120-115	57-25

1982-83 LOS ANGELES LAKERS



58-24 - 1ST IN PACIFIC DIVISION

Head Coach: Pat Riley
Asst. Coaches: Bill Bertka, Dave Wohl
Standing: Eddie Jordan, Clay Johnson,
Dwight Jones, Bob McAdoo,
Mark Landsberger, Mike McGee
Seated: James Worthy, Kurt Rambis,
Jamaal Wilkes, Kareem Abdul-Jabbar,
Michael Cooper, Norm Nixon,
Earvin Johnson
Not pictured: Billy Ray Bates, Joe Cooper, Steve Mix

1982-83 REGULAR SEASON STATISTICS / GAME-BY-GAME RESULTS

	G	MIN	FG	FGA	PCT	3P	3A	PCT	FT	FTA	PCT	OFF	DEF	TOT	AST	PF	DQ	STL	TO	BLK	PTS	AVG
Abdul-Jabbar	79	2554	722	1228	.588	0	2	.000	278	371	.749	167	425	592	200	220	1	61	200	170	1722	21.8
Wilkes	80	2552	684	1290	.530	0	6	.000	203	268	.757	146	197	343	182	221	0	65	150	17	1571	19.6
E. Johnson	79	2907	511	933	.548	3	16	.188	304	380	.800	214	469	683	829	200	1	176	301	47	1326	16.8
Nixon	79	2711	533	1123	.475	0	13	.000	125	168	.744	61	144	205	566	176	1	104	237	4	1191	15.1
McAdoo	47	1019	292	562	.520	0	1	.000	119	163	.730	76	171	247	39	153	2	40	68	40	703	15.0
Worthy	77	1970	447	772	.579	1	4	.250	138	221	.624	157	242	399	132	221	2	91	178	64	1033	13.4
Mix†	1	17	4	10	.400	0	---	1	1	1.000	1	0	1	2	1	0	0	0	0	0	9	9.0
M. Cooper	82	2148	266	497	.535	5	21	.238	102	130	.785	82	192	274	315	208	0	115	128	50	639	7.8
Rambis	78	1806	235	413	.569	0	2	.000	114	166	.687	164	367	531	90	233	2	105	145	63	584	7.5
Jones†	32	491	62	132	.470	0	1	.000	32	48	.667	28	86	114	22	82	0	13	35	9	156	4.9
McGee	39	381	69	163	.423	1	7	.143	17	23	.739	33	20	53	26	50	1	11	27	5	156	4.0
C. Johnson	48	447	53	135	.393	0	2	.000	38	48	.792	40	29	69	24	62	0	22	25	4	144	3.0
Jordan	35	333	40	132	.303	3	16	.188	11	17	.647	8	18	26	80	52	0	31	54	1	94	2.7
Landsberger	39	356	43	102	.422	0	---	12	25	.480	55	73	128	12	48	0	8	20	4	98	2.5	
Bates†	4	27	2	16	.125	0	---	1	2	.500	1	0	1	0	1	0	1	0	0	5	1.3	
J. Cooper*	2	11	1	4	.250	5	21	.238	0	0	---	2	0	2	0	3	0	1	3	1	2	1.0

DATE	OPPONENT	BOX SCORE	W / L	DATE	OPPONENT	BOX SCORE	W / L
Oct. 29	Golden State	L 117-132	0-1	Jan. 26	Milwaukee	W 115-113	33-9
Nov. 3	@ Denver	W 135-134 (OT)	1-1	Jan. 28	Atlanta	W 109-85	34-9
Nov. 4	Denver	W 131-108	2-1	Jan. 30	@ Boston	L 95-110	34-10
Nov. 6	@ Utah	W 104-101	3-1	Feb. 2	@ Dallas	L 120-122	34-11
Nov. 7	Portland	W 103-89	4-1	Feb. 4	@ KC (@ St. Louis)	W 143-125	35-11
Nov. 9	Kansas City	W 139-117	5-1	Feb. 6	Kansas City	W 116-106	36-11
Nov. 12	Houston	W 127-96	6-1	Feb. 8	@ Seattle	W 121-118	37-11
Nov. 14	Cleveland	W 111-98	7-1	Feb. 9	Utah	W 113-99	38-11
Nov. 16	@ Phoenix	L 105-113	7-2	Feb. 15	San Antonio	L 103-124	38-12
Nov. 17	@ Dallas	L 117-118	7-3	Feb. 17	@ Dallas	W 127-110	39-12
Nov. 19	Washington	W 122-92	8-3	Feb. 18	@ Kansas City	L 118-124	39-13
Nov. 21	Denver	W 143-129	9-3	Feb. 20	@ Indiana	W 126-112	40-13
Nov. 24	@ Seattle	W 111-93	10-3	Feb. 23	Boston	L 104-113	40-14
Nov. 26	@ San Diego	W 117-115	11-3	Feb. 26	@ Utah	L 92-101	40-15
Nov. 28	Golden State	W 142-127	12-3	Feb. 27	Denver	L 120-135	40-16
Nov. 30	@ San Antonio	L 144-117	12-4	Mar. 1	@ Chicago	W 114-111	41-16
Dec. 1	@ Houston	W 106-95	13-4	Mar. 2	@ Milwaukee	W 127-117	42-16
Dec. 3	Portland	W 115-100	14-4	Mar. 4	@ Washington	L 93-96	42-17
Dec. 5	Philadelphia	L 104-114	14-5	Mar. 5	@ Detroit	W 122-108	43-17
Dec. 8	Phoenix	W 89-86	15-5	Mar. 8	@ Golden State	W 116-112	44-17
Dec. 10	@ Utah	W 128-122	16-5	Mar. 9	San Diego	W 119-114	45-17
Dec. 11	@ Golden State	W 128-107	17-5	Mar. 12	Chicago	W 123-116	46-17
Dec. 14	@ Portland	L 103-107	17-6	Mar. 16	Phoenix	W 104-95	47-17
Dec. 17	New Jersey	W 117-106	18-6	Mar. 18	Kansas City	W 109-96	48-17
Dec. 18	@ Phoenix	L 100-126	18-7	Mar. 19	@ San Diego	L 99-107	48-18
Dec. 19	Dallas	W 110-108	19-7	Mar. 20	Dallas	W 117-110	49-18
Dec. 22	Utah	W 124-100	20-7	Mar. 22	Seattle	W 123-108	50-18
Dec. 23	@ San Diego	W 120-115	21-7	Mar. 25	San Antonio	L 120-132	50-19
Dec. 26	@ Houston	W 96-94	22-7	Mar. 27	Houston	W 114-93	51-19
Dec. 29	@ Golden State	W 120-110	23-7	Mar. 29	San Diego	W 127-109	52-19
Dec. 30	Seattle	W 137-117	24-7	Mar. 31	@ Denver	W 122-116	53-19
Jan. 2	Detroit	W 127-112	25-7	Apr. 1	New York	W 102-88	54-19
Jan. 5	@ Philadelphia	L 120-122 (OT)	25-8	Apr. 4	@ Seattle	L 111-121	54-20
Jan. 6	@ Cleveland	W 125-107	26-8	Apr. 5	@ Portland	L 101-107	54-21
Jan. 8	@ New York	W 108-90	27-8	Apr. 7	@ Phoenix	W 117-108	55-21
Jan. 11	@ New Jersey	L 96-110	27-9	Apr. 8	Golden State	W 118-107	56-21
Jan. 15	@ Atlanta	W 120-101	28-9	Apr. 10	Phoenix	L 95-101	56-22
Jan. 19	San Diego	W 107-104	29-9	Apr. 12	@ Houston	W 114-113	57-22
Jan. 21	San Antonio	W 119-110	30-9	Apr. 13	@ San Antonio	L 109-114	57-23
Jan. 23	Indiana	W 105-102	31-9	Apr. 15	Seattle	W 100-99	58-23
Jan. 25	@ Portland	W 125-120	32-9	Apr. 17	Portland	L 108-119	58-24

* Did not finish season on Laker roster;
† Totals with Lakers only

54-28 - 1ST IN PACIFIC DIVISION

Head Coach: Pat Riley

Asst. Coaches: Bill Bertka, Dave Wohl

Standing: Byron Scott, Larry Spriggs,
James Worthy, Swen Nater,
Mitch Kupchak, Calvin GarrettSeated: Mike McGee, Kurt Rambis,
Jamaal Wilkes, Kareem Abdul-Jabbar,
Bob McAdoo, Earvin Johnson,
Michael Cooper

Not pictured: Eddie Jordan

*Western Conference Champions***1983-84 REGULAR SEASON STATISTICS / GAME-BY-GAME RESULTS**

	G	MIN	FG	FGA	PCT	3P	3A	PCT	FT	FTA	PCT	OFF	DEF	TOT	AST	PF	DQ	STL	TO	BLK	PTS	AVG
Abdul-Jabbar	80	2622	716	1238	.578	0	1	.000	285	394	.723	169	418	587	211	211	1	55	221	143	1717	21.5
Johnson	67	2567	441	780	.565	6	29	.207	290	358	.810	99	392	491	875	169	1	150	306	49	1178	17.6
Wilkes	75	2507	542	1055	.514	2	8	.250	208	280	.743	130	210	340	214	205	0	72	137	41	1294	17.3
Worthy	82	2415	495	890	.556	0	6	.000	195	257	.759	157	358	515	207	244	5	77	181	70	1185	14.5
McAdoo	70	1456	352	748	.471	0	5	.000	212	264	.803	82	207	289	74	182	0	42	127	50	916	13.1
Scott	74	1637	334	690	.484	8	34	.235	112	139	.806	50	114	164	177	174	0	81	116	19	788	10.6
McGee	77	1425	347	584	.594	2	12	.167	61	113	.540	117	76	193	81	176	0	49	111	6	757	9.8
Cooper	82	2387	273	549	.497	38	121	.314	155	185	.838	53	209	262	482	267	3	113	148	67	739	9.0
Garrett	41	478	78	152	.513	2	6	.333	30	39	.769	24	47	71	31	62	2	12	34	2	188	4.6
Nater	69	829	124	253	.490	0	1	.000	63	91	.692	81	183	264	27	150	0	25	68	7	311	4.5
Rambis	47	743	63	113	.558	0	0	---	42	66	.636	82	184	266	34	108	0	30	56	14	168	3.6
Spriggs	38	363	44	82	.537	0	2	.000	36	50	.720	16	45	61	30	55	0	12	34	4	124	3.3
Kupchak	34	324	41	108	.380	0	1	.000	22	34	.647	35	52	87	7	46	0	4	22	6	104	3.1
Jordan†	3	27	4	8	.500	0	0	---	1	2	.500	0	4	4	5	5	0	4	8	0	9	3.0

DATE	OPPONENT	BOX SCORE	W / L	DATE	OPPONENT	BOX SCORE	W / L
Oct. 28	@ Kansas City	W 117-107	1-0	Jan. 26	Houston	W 131-102	26-16
Oct. 29	@ Utah	W 120-115	2-0	Jan. 31	Portland	W 129-124	27-16
Nov. 2	@ San Diego	L 106-110	2-1	Feb. 1	@ Denver	W 116-108	28-16
Nov. 5	@ Dallas	L 102-107	2-2	Feb. 3	Utah	W 109-105	29-16
Nov. 8	@ Denver	W 133-124	3-2	Feb. 5	@ San Antonio	W 110-98	30-16
Nov. 9	Dallas	W 120-106	4-2	Feb. 7	@ Indiana	W 106-105	31-16
Nov. 11	Phoenix	W 119-105	5-2	Feb. 8	@ Boston	W 111-109	32-16
Nov. 13	Utah	W 124-118	6-2	Feb. 10	@ Washington	L 93-96	32-17
Nov. 15	Milwaukee	W 126-97	7-2	Feb. 12	Atlanta	W 108-87	33-17
Nov. 17	Cleveland	W 127-114	8-2	Feb. 17	Denver	L 138-141	33-18
Nov. 19	@ Portland	W 117-110	9-2	Feb. 18	@ San Diego	W 120-116	34-18
Nov. 22	Utah	L 126-130 (OT)	9-3	Feb. 21	Seattle	W 128-112	35-18
Nov. 23	@ Seattle	L 98-106	9-4	Feb. 22	@ Seattle	L 114-121	35-19
Nov. 25	New Jersey	W 147-123	10-4	Feb. 24	Boston	W 116-108	36-19
Nov. 27	Chicago	W 103-100	11-4	Feb. 26	@ Philadelphia	W 101-99	37-19
Nov. 29	@ Golden State	W 111-105	12-4	Feb. 28	@ Chicago	W 124-108	38-19
Dec. 2	Dallas	L 118-133	12-5	Feb. 29	@ New Jersey	L 92-102	38-20
Dec. 4	San Diego	W 120-99	13-5	Mar. 2	@ Atlanta	W 98-94	39-20
Dec. 8	Kansas City	W 129-106	14-5	Mar. 4	@ Detroit	W 118-114	40-20
Dec. 11	New York	L 98-109	14-6	Mar. 7	Philadelphia	L 105-113	40-21
Dec. 15	@ Phoenix	L 104-114	14-7	Mar. 9	@ Dallas	W 121-120 (2OT)	41-21
Dec. 16	San Diego	W 122-109	15-7	Mar. 10	Indiana	L 114-126	41-22
Dec. 18	Portland	W 122-115	16-7	Mar. 13	Seattle	W 114-98	42-22
Dec. 20	@ Seattle	W 108-102	17-7	Mar. 15	San Antonio	W 143-124	43-22
Dec. 22	@ Golden State	L 102-109	17-8	Mar. 17	@ Houston	W 123-111	44-22
Dec. 23	Golden State	W 123-116	18-8	Mar. 20	@ Milwaukee	W 99-94	45-22
Dec. 25	@ Portland	L 121-141	18-9	Mar. 21	@ Kansas City	W 123-116	46-22
Dec. 27	Denver	W 118-116	19-9	Mar. 23	Detroit	L 118-121	46-23
Dec. 30	Golden State	L 105-116	19-10	Mar. 25	San Diego	W 114-102	47-23
Jan. 3	@ New York	L 105-117	19-11	Mar. 28	@ San Diego	L 115-122	47-24
Jan. 4	@ Cleveland	W 106-99	20-11	Mar. 29	Houston	W 115-109	48-24
Jan. 6	San Antonio	L 117-124	20-12	Mar. 31	@ Phoenix	W 119-97	49-24
Jan. 8	Houston	L 118-129	20-13	Apr. 1	Golden State	W 121-110	50-24
Jan. 10	@ Houston	W 136-132 (OT)	21-13	Apr. 3	@ San Antonio	L 109-137	50-25
Jan. 12	@ Kansas City	W 95-89	22-13	Apr. 5	@ Utah	W 129-115	51-25
Jan. 13	@ Denver	W 141-134	23-13	Apr. 6	Kansas City	W 112-97	52-25
Jan. 15	Seattle	L 91-102	23-14	Apr. 8	@ Portland	W 119-113	53-25
Jan. 17	Washington	W 108-95	24-14	Apr. 10	@ Golden State	L 115-117	53-26
Jan. 19	@ Phoenix	L 123-138	24-15	Apr. 11	Portland	W 121-108	54-26
Jan. 21	@ San Antonio	L 108-113	24-16	Apr. 13	Dallas	L 103-104	54-27
Jan. 24	Phoenix	W 116-110	25-16	Apr. 15	Phoenix	L 114-123	54-28

† Totals with Lakers only

1984-85 LOS ANGELES LAKERS



62-20 - 1ST IN PACIFIC DIVISION

Head Coach: Pat Riley
Asst. Coaches: Bill Bertka, Dave Wohl
Standing: Byron Scott, Larry Spriggs,
James Worthy, Mitch Kupchak,
Ronnie Lester
Seated: Mike McGee, Kurt Rambis,
Jamaal Wilkes, Kareem Abdul-Jabbar,
Bob McAdoo,
Earvin Johnson, Michael Cooper
Not pictured: Earl Jones, Chuck Nevitt

NBA Champions

1984-85 REGULAR SEASON STATISTICS / GAME-BY-GAME RESULTS

	G	MIN	FG	FGA	PCT	3P	3A	PCT	FT	FTA	PCT	OFF	DEF	TOT	AST	PF	DQ	STL	TO	BLK	PTS	AVG
Abdul-Jabbar	79	2630	723	1207	.599	0	1	.000	289	395	.732	162	460	622	249	238	3	63	197	162	1735	22.0
Johnson	77	2781	504	899	.561	7	37	.189	391	464	.843	90	386	476	968	155	0	113	305	25	1406	18.3
Worthy	80	2696	610	1066	.572	0	7	.000	190	245	.776	169	342	511	201	196	0	87	198	67	1410	17.6
Scott	81	2305	541	1003	.539	26	60	.433	187	228	.820	57	153	210	244	197	1	100	138	17	1295	16.0
McAdoo	66	1254	284	546	.520	0	1	.000	122	162	.753	79	216	295	67	170	0	18	95	53	690	10.5
McGee	76	1170	329	612	.538	22	61	.361	94	160	.588	97	68	165	71	147	1	39	81	7	774	10.2
Cooper	82	2189	276	593	.465	35	123	.285	115	133	.865	56	199	255	429	208	0	93	156	49	702	8.6
Wilkes	42	761	148	303	.488	0	1	.000	51	66	.773	35	59	94	41	65	0	19	49	3	347	8.3
Spriggs	75	1292	194	354	.548	0	3	.000	112	146	.767	77	150	227	132	195	2	47	115	13	500	6.7
Kupchak	58	716	123	244	.504	0	0	---	60	91	.659	68	116	184	21	104	0	19	48	20	306	5.3
Rambis	82	1617	181	327	.554	0	0	---	68	103	.660	164	364	528	69	211	0	82	97	47	430	5.2
Lester	32	278	34	82	.415	0	1	.000	21	31	.677	4	22	26	80	25	0	15	32	3	89	2.8
Nevitt	11	59	5	17	.294	0	0	---	2	8	.250	5	15	20	3	20	0	0	10	15	12	1.1
Jones	2	7	0	1	.000	0	0	---	0	0	---	0	0	0	0	0	0	1	0	0	0	0.0

DATE	OPPONENT	BOX SCORE	W / L	DATE	OPPONENT	BOX SCORE	W / L
Oct. 27	@ San Antonio	L 112-113	0-1	Jan. 19	@ Golden State	W 139-109	28-14
Oct. 28	@ Dallas	L 96-107	0-2	Jan. 22	L.A. Clippers	W 123-114	29-14
Oct. 30	Golden State	W 144-110	1-2	Jan. 25	Philadelphia	W 109-104	30-14
Nov. 1	@ Seattle	L 103-105	1-3	Jan. 26	@ Utah	L 83-96	30-15
Nov. 2	San Antonio	W 119-100	2-3	Jan. 29	@ Portland	W 122-106	31-15
Nov. 4	Portland	W 124-116	3-3	Jan. 30	Houston	L 113-116	31-16
Nov. 6	Denver	L 130-146	3-4	Feb. 1	New York	W 105-104	32-16
Nov. 8	@ Golden State	L 106-122	3-5	Feb. 2	@ LA Clippers	W 105-96	33-16
Nov. 9	@ Portland	W 130-126	4-5	Feb. 3	Indiana	W 122-100	34-16
Nov. 11	New Jersey	W 121-111	5-5	Feb. 5	@ Houston	W 113-104	35-16
Nov. 16	Kansas City	W 128-116	6-5	Feb. 12	L.A. Clippers	W 121-110	36-16
Nov. 18	Milwaukee	W 96-89	7-5	Feb. 15	Atlanta	W 120-111	37-16
Nov. 20	Phoenix	W 130-108	8-5	Feb. 17	Boston	W 117-111	38-16
Nov. 21	@ Phoenix	W 102-97	9-5	Feb. 19	@ Chicago	W 127-117	39-16
Nov. 24	@ LA Clippers	W 108-103	10-5	Feb. 21	@ Kansas City	W 123-117	40-16
Nov. 25	Seattle	L 94-105	10-6	Feb. 22	@ Indiana	L 113-122	40-17
Nov. 28	@ Utah	W 114-109	11-6	Feb. 24	@ New York	W 119-114	41-17
Nov. 30	Kansas City	W 130-121	12-6	Feb. 26	Houston	W 100-94	42-17
Dec. 2	Chicago	L 112-113	12-7	Feb. 28	@ Phoenix	L 105-117	42-18
Dec. 4	@ Cleveland	W 116-112	13-7	Mar. 2	@ Dallas	W 125-106	43-18
Dec. 5	@ New Jersey	W 104-93	14-7	Mar. 6	Golden State	W 145-119	44-18
Dec. 7	@ Philadelphia	L 116-122	14-8	Mar. 9	Cleveland	W 133-106	45-18
Dec. 8	@ Washington	L 98-101	14-9	Mar. 12	Utah	W 123-108	46-18
Dec. 12	Golden State	W 131-107	15-9	Mar. 13	@ Utah	W 120-105	47-18
Dec. 13	@ Seattle	L 122-124 (OT)	15-10	Mar. 15	San Antonio	W 115-114	48-18
Dec. 16	Washington	W 109-101	16-10	Mar. 16	@ LA Clippers	W 123-112	49-18
Dec. 18	@ Atlanta	W 117-116	17-10	Mar. 19	@ Phoenix	W 130-112	50-18
Dec. 19	@ Houston	W 123-116	18-10	Mar. 22	@ Houston	W 130-107	51-18
Dec. 21	Phoenix	W 119-105	19-10	Mar. 24	Detroit	W 148-130	52-18
Dec. 26	Seattle	W 101-97	20-10	Mar. 26	@ Portland	L 113-116 (OT)	52-19
Dec. 28	@ Denver	W 135-123	21-10	Mar. 27	@ Seattle	W 122-97	53-19
Dec. 29	L.A. Clippers	W 113-107	22-10	Mar. 29	Dallas	W 120-115	54-19
Jan. 4	Portland	W 120-95	23-10	Mar. 31	Phoenix	W 123-98	55-19
Jan. 6	San Antonio	W 99-98	24-10	Apr. 2	@ Denver	W 118-104	56-19
Jan. 8	Denver	L 124-126	24-11	Apr. 3	@ San Antonio	L 108-122	56-20
Jan. 10	Utah	W 120-112	25-11	Apr. 5	Kansas City	W 132-125	57-20
Jan. 11	@ Dallas	W 121-102	26-11	Apr. 7	Portland	W 135-133 (OT)	58-20
Jan. 13	@ Detroit	L 98-121	26-12	Apr. 9	Denver	W 148-119	59-20
Jan. 15	@ Milwaukee	L 105-115	26-13	Apr. 11	@ Golden State	W 137-130	60-20
Jan. 16	@ Boston	L 102-104	26-14	Apr. 12	Seattle	W 145-131	61-20
Jan. 18	Dallas	W 110-92	27-14	Apr. 14	@ Kansas City	W 122-116	62-20

62-20 - 1ST IN PACIFIC DIVISION

Head Coach: Pat Riley
Asst. Coach: Bill Bertka, Randy Pfund
Standing: Byron Scott, A.C. Green, Mitch Kupchak, Chuck Nevitt, Maurice Lucas, Ronnie Lester
Seated: Mike McGee, Kurt Rambis, James Worthy, Kareem Abdul-Jabbar, Larry Spriggs, Michael Cooper, Earvin Johnson
Not pictured: Petur Gudmundsson, Jerome Henderson



1985-86 REGULAR SEASON STATISTICS / GAME-BY-GAME RESULTS

	G	MIN	FG	FGA	PCT	3P	3A	PCT	FT	FTA	PCT	OFF	DEF	TOT	AST	PF	DQ	STL	TO	BLK	PTS	AVG
Abdul-Jabbar	79	2629	755	1338	.564	0	2	.000	336	439	.765	133	345	478	280	248	2	67	203	130	1846	23.4
Worthy	75	2454	629	1086	.579	0	13	.000	242	314	.771	136	251	387	201	195	0	82	149	77	1500	20.0
Johnson	72	2578	483	918	.526	10	43	.233	378	434	.871	85	341	426	907	133	0	113	273	16	1354	18.8
Scott	76	2190	507	989	.513	22	61	.361	138	176	.784	55	134	189	164	167	0	85	110	115	1174	15.4
Lucas	77	1750	302	653	.462	1	2	.500	180	230	.783	164	402	566	84	253	1	45	121	24	785	10.2
Cooper	82	2269	274	606	.452	63	163	.387	147	170	.865	44	200	244	466	238	2	89	151	43	758	9.2
McGee	71	1213	252	544	.463	41	114	.360	42	64	.656	51	89	140	83	131	0	53	70	7	587	8.3
Gudmundsson	8	128	20	37	.541	0	0	---	18	27	.667	17	21	38	3	25	1	3	11	4	58	7.3
Green	82	1542	209	388	.539	1	6	.167	102	167	.611	160	221	381	54	229	2	49	99	49	521	6.4
Kupchak	55	783	124	257	.482	0	1	.000	84	112	.750	69	122	191	17	102	0	12	64	7	332	6.0
Rambis	74	1573	160	269	.595	0	0	---	88	122	.721	156	361	517	69	198	0	66	97	33	408	5.5
Spriggs	43	471	88	192	.458	0	1	.000	38	49	.776	28	53	81	49	78	0	18	54	9	214	5.0
Henderson	1	3	2	3	.667	0	0	---	0	0	---	0	1	1	0	1	0	0	0	0	4	4.0
Lester	27	222	26	52	.500	0	3	.000	15	19	.789	0	10	10	54	27	0	9	42	3	67	2.5
Nevitt*	4	25	3	11	.273	0	0	---	4	6	.667	3	4	7	2	6	0	2	5	2	10	2.5

DATE	OPPONENT	BOX SCORE	W / L	DATE	OPPONENT	BOX SCORE	W / L
Oct. 26	@ San Antonio	W 121-116 (2OT)	1-0	Jan. 25	Denver	L 115-127	32-10
Oct. 29	@ Dallas	W 133-115	2-0	Jan. 28	Milwaukee	W 125-115	33-10
Oct. 31	@ Phoenix	W 144-107	3-0	Jan. 30	@ Portland	W 118-94	34-10
Nov. 2	@ Golden State	W 120-116	4-0	Jan. 31	Philadelphia	W 134-100	35-10
Nov. 5	Cleveland	L 111-129	4-1	Feb. 2	New York	L 96-103	35-11
Nov. 7	@ Utah	W 116-106	5-1	Feb. 4	Dallas	W 110-102	36-11
Nov. 8	Denver	W 128-99	6-1	Feb. 6	@ Houston	W 117-95	37-11
Nov. 12	Utah	W 119-110	7-1	Feb. 11	@ Golden State	L 113-137	37-12
Nov. 14	Portland	W 114-102	8-1	Feb. 12	@ Phoenix	W 126-100	38-12
Nov. 15	@ LA Clippers	W 127-96	9-1	Feb. 14	Atlanta	W 141-117	39-12
Nov. 17	New Jersey	W 138-119	10-1	Feb. 16	Boston	L 99-105	39-13
Nov. 20	L.A. Clippers	W 122-107	11-1	Feb. 19	@ Indiana	W 90-81	40-13
Nov. 21	@ Denver	L 120-121	11-2	Feb. 21	@ New Jersey	L 106-121	40-14
Nov. 23	@ Portland	W 130-113	12-2	Feb. 23	@ Philadelphia	W 117-111 (OT)	41-14
Nov. 24	San Antonio	W 118-102	13-2	Feb. 24	@ Atlanta	L 93-102	41-15
Nov. 29	Seattle	W 108-107	14-2	Feb. 26	@ Dallas	W 119-116	42-15
Dec. 1	Chicago	W 117-113	15-2	Feb. 28	Phoenix	W 115-103	43-15
Dec. 4	@ Utah	W 131-127 (OT)	16-2	Mar. 1	@ Phoenix	L 106-123	43-16
Dec. 6	Houston	W 120-112	17-2	Mar. 3	Golden State	W 127-117	44-16
Dec. 8	Dallas	W 125-119	18-2	Mar. 5	Utah	W 130-84	45-16
Dec. 12	Phoenix	W 127-102	19-2	Mar. 6	@ Golden State	W 112-111	46-16
Dec. 13	@ Denver	L 120-124	19-3	Mar. 8	Sacramento	W 122-121 (2OT)	47-16
Dec. 15	Detroit	W 132-119	20-3	Mar. 9	@ Seattle	W 108-106	48-16
Dec. 17	@ New York	W 105-99	21-3	Mar. 11	L.A. Clippers	W 129-108	49-16
Dec. 18	@ Milwaukee	W 107-105	22-3	Mar. 13	Seattle	W 105-92	50-16
Dec. 20	@ Cleveland	W 128-116	23-3	Mar. 16	Houston	W 116-111	51-16
Dec. 21	@ Washington	W 96-84	24-3	Mar. 18	Portland	W 128-122	52-16
Dec. 26	@ San Antonio	L 91-109	24-4	Mar. 19	@ LA Clippers	L 114-115	52-17
Dec. 28	@ Sacramento	W 133-111	25-4	Mar. 21	@ San Antonio	W 117-109	53-17
Dec. 29	Golden State	L 122-130	25-5	Mar. 22	@ Sacramento	W 115-113	54-17
Jan. 3	Utah	W 110-101	26-5	Mar. 24	San Antonio	W 124-102	55-17
Jan. 5	Washington	W 118-88	27-5	Mar. 25	@ Denver	W 121-115	56-17
Jan. 8	Portland	W 125-121	28-5	Mar. 29	@ Seattle	L 87-88	56-18
Jan. 10	Indiana	W 124-102	29-5	Mar. 30	Golden State	W 124-117	57-18
Jan. 11	@ Seattle	L 99-105	29-6	Apr. 1	Seattle	W 109-104	58-18
Jan. 14	Phoenix	W 143-122	30-6	Apr. 3	Sacramento	L 135-105	59-18
Jan. 16	L.A. Clippers	W 112-96	31-6	Apr. 6	@ Houston	W 103-109	59-19
Jan. 19	@ Detroit	L 115-118	31-7	Apr. 8	@ Portland	W 120-114	60-19
Jan. 20	@ Chicago	W 133-118	32-7	Apr. 10	Houston	W 117-113	61-19
Jan. 22	@ Boston	L 95-110	32-8	Apr. 12	@ Sacramento	W 105-92	62-19
Jan. 24	@ LA Clippers	L 109-120	32-9	Apr. 13	Dallas	L 104-127	62-20

* Did not finish season on Laker roster

1986-87 LOS ANGELES LAKERS



65-17 - 1ST IN PACIFIC DIVISION

Head Coach: Pat Riley
Asst. Coaches: Bill Bertka, Randy Pfund
Standing: Wes Matthews, Billy Thompson, A.C. Green, Mike Smrek, Mychal Thompson, Adrian Branch
Seated: Kurt Rambis, James Worthy, Kareem Abdul-Jabbar, Michael Cooper, Byron Scott, Earvin Johnson
Not pictured: Frank Brickowski

NBA Champions

1986-87 REGULAR SEASON STATISTICS / GAME-BY-GAME RESULTS

	G	MIN	FG	FGA	PCT	3P	3A	PCT	FT	FTA	PCT	OFF	DEF	TOT	AST	PF	DQ	STL	TO	BLK	PTS	AVG
Johnson	80	2904	683	1308	.522	8	39	.205	535	631	.848	122	382	504	977	168	0	138	300	36	1909	23.9
Worthy	82	2819	651	1207	.539	0	13	.000	292	289	.751	158	308	466	226	206	0	108	168	83	1594	19.4
Abdul-Jabbar	78	2441	560	993	.564	1	3	.333	245	343	.714	152	371	523	203	245	2	49	186	97	1366	17.5
Scott	82	2729	554	1134	.489	65	149	.436	224	251	.892	63	223	286	281	163	0	125	144	18	1397	17.0
Green	79	2240	316	587	.538	0	5	.000	220	282	.780	210	405	615	84	171	0	70	102	80	852	10.8
Cooper	82	2253	322	736	.438	89	231	.385	126	148	.851	58	196	254	373	199	1	78	102	43	859	10.5
M. Thompson†	33	680	129	269	.480	0	1	.000	75	101	.743	47	89	136	28	85	1	14	57	30	333	10.1
Rambis	78	1514	163	313	.521	0	0	---	120	157	.764	159	294	453	63	201	1	74	104	41	446	5.7
B. Thompson	59	762	142	261	.544	0	1	.000	48	74	.649	69	102	171	60	148	1	15	61	30	332	5.6
Branch	32	219	48	96	.500	0	2	.000	42	54	.778	23	30	53	16	39	0	16	24	3	138	4.3
Matthews	50	532	89	187	.476	1	3	.333	29	36	.806	13	34	47	100	53	0	23	51	4	208	4.2
Brickowski*	37	404	53	94	.564	0	0	---	40	59	.678	40	57	97	12	105	4	14	25	4	146	3.9
Smrek	35	233	30	60	.500	0	0	---	16	25	.640	13	24	37	5	70	1	4	19	13	76	2.2

DATE	OPPONENT	BOX SCORE	W / L	DATE	OPPONENT	BOX SCORE	W / L
Nov. 1	@ Houston	L 102-112	0-1	Jan. 27	Portland	W 107-100	33-9
Nov. 4	@ Seattle	W 110-96	1-1	Jan. 28	@ Seattle	L 101-125	33-10
Nov. 7	Denver	W 138-116	2-1	Jan. 30	@ Phoenix	W 114-102	34-10
Nov. 9	New York	W 111-88	3-1	Feb. 2	Dallas	L 99-103	34-11
Nov. 12	Seattle	W 122-97	4-1	Feb. 4	Sacramento	W 128-92	35-11
Nov. 16	Sacramento	W 113-111	5-1	Feb. 5	@ Portland	L 104-105	35-12
Nov. 18	@ Dallas	W 114-110	6-1	Feb. 10	@ Sacramento	W 114-98	36-12
Nov. 19	@ San Antonio	W 117-108	7-1	Feb. 13	Indiana	W 113-108	37-12
Nov. 21	New Jersey	W 111-95	8-1	Feb. 15	Boston	W 106-103	38-12
Nov. 23	Milwaukee	W 127-117	9-1	Feb. 17	Washington	L 99-114	38-13
Nov. 25	Atlanta	L 107-113	9-2	Feb. 18	@ Denver	W 128-122	39-13
Nov. 26	@ LA Clippers	W 126-92	10-2	Feb. 20	@ Chicago	W 110-100	40-13
Nov. 28	Chicago	W 110-103	11-2	Feb. 22	@ Philadelphia	W 112-110 (OT)	41-13
Nov. 30	LA Clippers	W 137-115	12-2	Feb. 24	@ Phoenix	W 97-93	42-13
Dec. 4	@ Golden State	L 106-116	12-3	Feb. 25	Phoenix	W 99-91	43-13
Dec. 5	Dallas	W 112-104	13-3	Feb. 27	Golden State	W 121-109	44-13
Dec. 7	Golden State	W 132-100	14-3	Feb. 28	@ Utah	L 100-107	44-14
Dec. 9	@ New York	W 113-87	15-3	Mar. 3	@ Golden State	W 114-109	45-14
Dec. 10	@ Milwaukee	L 93-116	15-4	Mar. 4	Seattle	W 138-124	46-14
Dec. 12	@ Boston	W 117-110	16-4	Mar. 7	Cleveland	W 122-118	47-14
Dec. 13	@ Detroit	L 114-119	16-5	Mar. 9	@ LA Clippers	W 136-114	48-14
Dec. 16	@ Cleveland	W 121-116	17-5	Mar. 10	Denver	W 143-107	49-14
Dec. 18	Portland	W 131-115	18-5	Mar. 12	Portland	W 125-116	50-14
Dec. 20	@ Dallas	L 119-130	18-6	Mar. 15	L.A. Clippers	W 115-101	51-14
Dec. 21	@ Houston	W 103-96	19-6	Mar. 18	Utah	W 111-97	52-14
Dec. 23	@ Sacramento	W 127-117 (OT)	20-6	Mar. 20	San Antonio	W 147-115	53-14
Dec. 26	Houston	W 134-111	21-6	Mar. 22	Sacramento	W 129-121	54-14
Dec. 28	Philadelphia	W 111-85	22-6	Mar. 24	@ Phoenix	L 93-108	54-15
Jan. 1	@ Portland	W 140-104	23-6	Mar. 26	Detroit	W 128-111	55-15
Jan. 2	Phoenix	W 155-118	24-6	Mar. 28	@ Houston	W 123-109	56-15
Jan. 4	Utah	W 121-113	25-6	Mar. 31	Houston	W 111-96	57-15
Jan. 7	Denver	W 147-109	26-6	Apr. 2	@ Seattle	W 117-114	58-15
Jan. 8	@ Utah	L 101-107	26-7	Apr. 3	@ Portland	W 127-121	59-15
Jan. 10	@ Golden State	L 109-124	26-8	Apr. 5	@ Denver	W 126-118	60-15
Jan. 11	San Antonio	W 111-109	27-8	Apr. 6	L.A. Clippers	W 135-112	61-15
Jan. 15	Golden State	W 129-109	28-8	Apr. 9	@ L.A. Clippers	W 118-100	62-15
Jan. 18	@ Washington	W 115-101	29-8	Apr. 10	San Antonio	W 131-121	63-15
Jan. 19	@ New Jersey	W 126-115	30-8	Apr. 12	Phoenix	W 119-104	64-15
Jan. 21	@ Atlanta	W 112-109	31-8	Apr. 16	@ Utah	W 110-97	65-15
Jan. 22	@ Indiana	W 118-108	32-8	Apr. 17	@ San Antonio	L 103-115	65-16
Jan. 24	@ Dallas	L 117-132	32-9	Apr. 19	Seattle	L 104-110	65-17

* Did not finish season on Laker roster;
† Totals with Lakers only

62-20 - 1ST IN PACIFIC DIVISION

Head Coach: Pat Riley

Asst. Coaches: Bill Bertka, Randy Pfund

Standing: Wes Matthews, Billy Thompson,
A.C. Green, Mike Smrek,
Mychal Thompson, Jeff Lamp,
Milt Wagner

Seated: Kurt Rambis, James Worthy,
Kareem Abdul-Jabbar, Michael
Cooper, Byron Scott, Earvin Johnson

Not pictured: Tony Campbell, Ray Tolbert

NBA Champions



1987-88 REGULAR SEASON STATISTICS / GAME-BY-GAME RESULTS

	G	MIN	FG	FGA	PCT	3P	3A	PCT	FT	FTA	PCT	OFF	DEF	TOT	AST	PF	DQ	STL	TO	BLK	PTS	AVG
Scott	81	3048	710	1348	.527	62	179	.346	272	317	.858	76	257	333	335	204	2	155	161	27	1754	21.7
Worthy	75	2655	617	1161	.531	2	16	.125	242	304	.796	129	245	374	289	175	1	72	155	55	1478	19.7
Johnson	72	2637	490	996	.492	11	56	.196	417	489	.853	88	361	449	858	147	0	114	269	13	1408	19.6
Abdul-Jabbar	80	2308	480	903	.532	0	1	.000	205	269	.762	118	360	478	135	216	1	48	159	92	1165	14.6
M. Thompson	80	2007	370	722	.512	0	3	.000	185	292	.634	198	291	489	66	251	1	38	113	79	925	11.6
Green	82	2636	322	640	.503	0	2	.000	293	379	.773	245	465	710	93	204	0	87	120	45	937	11.4
Campbell	13	242	57	101	.564	1	3	.333	28	39	.718	8	19	27	15	41	0	11	26	2	143	11.0
Cooper	61	1793	189	482	.392	57	178	.320	97	113	.858	50	178	228	289	136	1	66	101	26	532	8.7
Matthews	51	706	114	248	.460	7	30	.233	54	65	.831	16	50	66	138	65	0	25	69	3	289	5.7
Rambis	70	845	102	186	.548	0	0	---	73	93	.785	103	165	268	54	103	0	39	59	13	277	4.0
Wagner	40	380	62	147	.422	2	10	.200	26	29	.897	4	24	28	61	42	0	6	22	4	152	3.8
Tolbert†	14	82	16	28	.571	0	0	---	10	13	.769	9	11	20	5	14	0	3	11	3	42	3.0
Smrek	48	421	44	103	.427	0	0	---	44	66	.667	27	58	85	8	105	3	7	30	42	132	2.8
B. Thompson	9	38	3	13	.231	0	0	---	8	10	.800	2	7	9	1	11	0	1	6	0	14	1.6
Lamp	3	7	0	0	---	0	0	---	2	2	1.00	0	0	0	0	1	0	0	0	0	2	0.7

DATE	OPPONENT	BOX SCORE	W / L	DATE	OPPONENT	BOX SCORE	W / L
Nov. 6	Seattle	W 113-109	1-0	Feb. 2	Chicago	W 110-101	34-8
Nov. 8	Houston	W 101-92	2-0	Feb. 4	@ LA Clippers	W 117-86	35-8
Nov. 10	@ San Antonio	W 133-124	3-0	Feb. 9	Indiana	L 108-110	35-9
Nov. 12	L.A. Clippers	W 111-82	4-0	Feb. 11	@ Denver	W 120-108	36-9
Nov. 14	@ Golden State	W 118-110	5-0	Feb. 12	@ San Antonio	W 133-132	37-9
Nov. 15	San Antonio	W 147-130	6-0	Feb. 14	Boston	W 115-106	38-9
Nov. 17	Portland	W 142-115	7-0	Feb. 16	L.A. Clippers	W 119-100	39-9
Nov. 20	Dallas	W 119-116	8-0	Feb. 18	@ Houston	W 111-96	40-9
Nov. 22	Milwaukee	L 116-124 (OT)	8-1	Feb. 19	@ Atlanta	W 126-119 (OT)	41-9
Nov. 24	@ Seattle	L 85-103	8-2	Feb. 21	Detroit	W 117-110	42-9
Nov. 27	Denver	W 127-119	9-2	Feb. 23	Washington	W 111-100	43-9
Dec. 1	@ Sacramento	W 125-120 (OT)	10-2	Feb. 26	Utah	W 112-105	44-9
Dec. 2	Portland	L 104-117	10-3	Feb. 28	Phoenix	W 111-97	45-9
Dec. 4	@ Milwaukee	L 83-85	10-4	Mar. 1	@ Seattle	L 100-114	45-10
Dec. 5	@ Cleveland	L 95-97	10-5	Mar. 4	Golden State	W 120-107	46-10
Dec. 8	@ New Jersey	W 98-81	11-5	Mar. 6	@ Dallas	W 108-97	47-10
Dec. 9	@ Washington	L 112-120 (OT)	11-6	Mar. 7	@ Philadelphia	W 110-104	48-10
Dec. 11	@ Boston	W 115-114	12-6	Mar. 9	@ New York	W 104-99	49-10
Dec. 13	Cleveland	W 90-89	13-6	Mar. 10	@ Chicago	L 107-128	49-11
Dec. 15	Phoenix	W 122-97	14-6	Mar. 12	Dallas	L 101-110	49-12
Dec. 17	@ Golden State	W 113-106	15-6	Mar. 14	New Jersey	W 115-105	50-12
Dec. 19	@ LA Clippers	W 108-97	16-6	Mar. 15	@ Portland	L 95-112	50-13
Dec. 20	Seattle	W 103-94	17-6	Mar. 19	@ Phoenix	L 95-102	50-14
Dec. 23	Sacramento	W 117-103	18-6	Mar. 20	@ Golden State	W 130-127	51-14
Dec. 26	@ Utah	W 117-109	19-6	Mar. 22	Houston	W 117-95	52-14
Dec. 29	Philadelphia	W 131-115	20-6	Mar. 25	Denver	L 119-120	52-15
Jan. 3	@ Portland	W 98-81	21-6	Mar. 26	@ Sacramento	L 92-114	52-16
Jan. 4	San Antonio	W 113-115	22-6	Mar. 29	Utah	W 122-111	53-16
Jan. 6	Dallas	W 103-89	23-6	Apr. 2	@ Utah	L 92-106	53-17
Jan. 8	@ Detroit	W 106-104	24-6	Apr. 3	Sacramento	W 108-104	54-17
Jan. 9	@ Indiana	W 101-98	25-6	Apr. 5	Seattle	W 94-90	55-17
Jan. 12	Golden State	W 117-113	26-6	Apr. 8	L.A. Clippers	W 126-107	56-17
Jan. 13	@ LA Clippers	L 109-110 (OT)	26-7	Apr. 9	@ Portland	L 109-119	56-18
Jan. 16	@ Phoenix	W 107-96	27-7	Apr. 12	Portland	W 109-103	57-18
Jan. 18	Houston	W 121-110	28-7	Apr. 13	@ Denver	L 106-120	57-19
Jan. 21	@ Denver	L 113-115	28-8	Apr. 15	Phoenix	L 117-114	58-19
Jan. 22	New York	W 113-112	29-8	Apr. 17	@ Houston	W 119-127	58-20
Jan. 24	@ Seattle	W 116-109	30-8	Apr. 19	@ San Antonio	W 133-126	59-20
Jan. 26	Utah	W 111-100	31-8	Apr. 20	@ Dallas	W 114-107	60-20
Jan. 28	@ Sacramento	W 115-94	32-8	Apr. 22	@ Phoenix	W 117-112	61-20
Jan. 29	Atlanta	W 117-107	33-8	Apr. 24	Golden State	W 136-100	62-20

† Totals with Lakers only.

1988-89 LOS ANGELES LAKERS



57-25 - 1ST IN PACIFIC DIVISION

Head Coach: Pat Riley
Asst. Coaches: Bill Bertka, Randy Pfund
Standing: Tony Campbell, Orlando Woolridge, Mark McNamara, Mychal Thompson, Jeff Lamp, David Rivers
Seated: A.C. Green, James Worthy, Kareem Abdul-Jabbar, Michael Cooper, Byron Scott, Earvin Johnson

Western Conference Champions

1988-89 REGULAR SEASON STATISTICS / GAME-BY-GAME RESULTS

	G	MIN	FG	FGA	PCT	3P	3A	PCT	FT	FTA	PCT	OFF	DEF	TOT	AST	PF	DQ	STL	TO	BLK	PTS	AVG
Johnson	77	2886	579	1137	.509	59	188	.314	513	563	.911	111	496	607	988	172	0	138	312	22	1730	22.5
Worthy	81	2960	702	1282	.548	2	23	.087	251	321	.782	169	320	489	288	175	0	108	182	56	1657	20.5
Scott	74	2605	588	1198	.491	77	193	.399	195	226	.863	72	230	302	231	181	1	114	157	27	1448	19.6
Green	82	2510	401	758	.529	4	17	.235	282	359	.786	258	481	739	103	172	0	94	119	55	1088	13.3
Abdul-Jabbar	74	1695	313	659	.475	0	3	.000	122	165	.739	103	231	334	74	196	1	38	95	85	748	10.1
Woolridge	74	1491	231	494	.468	0	1	.000	253	343	.738	81	189	270	58	130	0	30	103	65	715	9.7
Thompson	80	1994	291	521	.559	0	1	.000	156	230	.678	157	310	467	48	224	0	58	97	59	738	9.2
Cooper	80	1943	213	494	.431	80	210	.381	81	93	.871	33	158	191	314	186	0	72	94	32	587	7.3
Campbell	63	787	158	345	.458	2	21	.095	70	83	.843	53	77	130	47	108	0	37	62	6	388	6.2
Rivers	47	440	49	122	.402	1	6	.167	35	42	.833	13	30	43	106	50	0	23	61	9	134	2.9
McNamara	39	318	32	64	.500	0	---	---	49	78	.628	38	62	100	10	51	0	4	24	3	113	2.9
Lamp	37	176	27	69	.391	2	4	.500	4	5	.800	6	28	34	15	27	0	8	16	2	60	1.6

DATE	OPPONENT	BOX SCORE	W / L	DATE	OPPONENT	BOX SCORE	W / L
Nov. 4	@ Dallas	W 116-113	1-0	Jan. 29	@ Dallas	W 118-93	29-13
Nov. 5	@ San Antonio	L 107-122	1-1	Jan. 31	@ Houston	W 125-114	30-13
Nov. 8	@ Golden State	W 114-102	2-1	Feb. 1	@ Phoenix	L 97-114	30-14
Nov. 9	Denver	W 128-110	3-1	Feb. 3	Portland	W 140-129	31-14
Nov. 11	Seattle	W 114-103	4-1	Feb. 5	New Jersey	W 134-116	32-14
Nov. 15	@ Denver	W 148-146 (2 OT)	5-1	Feb. 8	Golden State	L 118-121	32-15
Nov. 17	@ Seattle	L 98-101	5-2	Feb. 14	Detroit	L 103-111	32-16
Nov. 18	Portland	W 106-105	6-2	Feb. 16	@ Portland	W 110-101	33-16
Nov. 22	@ New York	W 110-98	7-2	Feb. 19	Boston	W 119-110	34-16
Nov. 23	@ Miami	W 138-91	8-2	Feb. 20	@ Sacramento	W 100-97	35-16
Nov. 26	@ Detroit	L 99-102	8-3	Feb. 22	@ Utah	L 79-105	35-17
Nov. 28	@ Philadelphia	W 109-104	9-3	Feb. 24	Sacramento	W 115-103	36-17
Nov. 30	Seattle	W 110-106	10-3	Feb. 26	Phoenix	W 134-122	37-17
Dec. 2	Utah	W 113-92	11-3	Mar. 1	Golden State	W 142-121	38-17
Dec. 4	Washington	W 119-112 (OT)	12-3	Mar. 3	Indiana	W 139-117	39-17
Dec. 6	@ L.A. Clippers	W 111-102	13-3	Mar. 5	@ Houston	L 83-88	39-18
Dec. 7	Phoenix	W 125-111	14-3	Mar. 7	@ Atlanta	W 106-97	40-18
Dec. 10	@ Indiana	W 112-105	15-3	Mar. 8	@ Miami	W 127-87	41-18
Dec. 11	@ Milwaukee	L 94-95	15-4	Mar. 10	@ Charlotte	W 123-90	42-18
Dec. 13	@ Cleveland	W 111-102	16-4	Mar. 12	@ Golden State	W 126-115	43-18
Dec. 14	@ New Jersey	L 113-118 (OT)	16-5	Mar. 13	Houston	W 97-96	44-18
Dec. 16	@ Boston	L 96-110	16-6	Mar. 17	Dallas	W 106-103	45-18
Dec. 18	@ Washington	L 110-115	16-7	Mar. 19	Atlanta	L 111-113	45-19
Dec. 20	@ Chicago	L 103-116	16-8	Mar. 21	Chicago	L 103-104	45-20
Dec. 23	Sacramento	W 120-102	17-8	Mar. 23	@ Sacramento	W 115-92	46-20
Dec. 25	@ Utah	L 87-101	17-9	Mar. 26	Phoenix	W 118-116	47-20
Dec. 26	@ Phoenix	L 96-111	17-10	Mar. 28	@ Phoenix	L 104-127	47-21
Dec. 28	Philadelphia	W 128-123	18-10	Mar. 30	San Antonio	W 138-98	48-21
Dec. 30	L.A. Clippers	W 124-109	19-10	Apr. 1	@ Denver	L 108-114 (OT)	48-22
Jan. 3	@ Seattle	L 106-116	19-11	Apr. 2	Milwaukee	W 118-117	49-22
Jan. 4	Portland	W 133-120	20-11	Apr. 4	@ Seattle	W 115-97	50-22
Jan. 6	Miami	W 118-86	21-11	Apr. 7	Utah	L 97-99	50-23
Jan. 8	San Antonio	W 126-96	22-11	Apr. 8	@ Golden State	L 116-122	50-24
Jan. 10	@ Sacramento	L 97-106	22-12	Apr. 10	L.A. Clippers	W 133-116	51-24
Jan. 13	Cleveland	W 116-95	23-12	Apr. 12	@ San Antonio	W 107-100	52-24
Jan. 15	@ L.A. Clippers	W 116-95	24-12	Apr. 15	@ L.A. Clippers	L 107-119	52-25
Jan. 16	Houston	W 124-113	25-12	Apr. 16	Miami	W 121-108	53-25
Jan. 18	L.A. Clippers	W 111-90	26-12	Apr. 18	Denver	W 142-118	54-25
Jan. 20	Dallas	W 115-99	27-12	Apr. 20	Sacramento	W 118-115	55-25
Jan. 24	L	L 117-122	27-13	Apr. 21	@ Portland	W 121-114	56-25
Jan. 27	Charlotte	W 114-97	28-13	Apr. 23	Seattle	W 121-117	57-25

63-19 - 1ST IN PACIFIC DIVISION

Head Coach: Pat Riley

Asst. Coaches: Bill Bertka, Randy Pfund, Jim Ewen

Standing: Mel McCants, Orlando Woolridge,

Vlade Divac, Mike Higgins,

Mark McNamara, Jay Vincent, Larry

Drew

Seated: A.C. Green, James Worthy,

Mychal Thompson, Michael Cooper,

Byron Scott, Earvin Johnson

Not pictured: Steve Bucknall, Jawann Oldham



1989-90 REGULAR SEASON STATISTICS / GAME-BY-GAME RESULTS

	G	MIN	FG	FGA	PCT	3P	3A	PCT	FT	FTA	PCT	OFF	DEF	TOT	AST	PF	DQ	STL	TO	BLK	PTS	AVG
Johnson	79	2937	546	1138	.480	106	276	.384	567	637	.890	128	394	522	907	167	1	132	289	34	1765	22.3
Worthy	80	2960	711	1298	.548	15	49	.306	248	317	.782	160	318	478	288	190	0	99	160	49	1685	21.1
Scott	77	2593	472	1005	.470	93	220	.423	160	209	.766	51	191	242	274	180	2	77	122	31	1197	15.5
Green	82	2709	385	806	.478	13	46	.283	278	370	.751	262	450	712	90	207	0	66	116	50	1061	12.9
Woolridge	62	1421	306	550	.556	0	5	.000	176	240	.733	49	136	185	96	160	2	39	73	46	788	12.7
Thompson	70	1883	281	562	.500	0	0	---	144	204	.706	173	304	477	43	207	0	33	79	73	706	10.1
Divac	82	1611	274	549	.499	0	5	.000	153	216	.708	167	345	512	75	240	2	79	110	114	701	8.5
Cooper	80	1851	191	493	.387	50	157	.318	83	94	.883	59	168	227	215	206	1	67	91	36	515	6.4
Drew	80	1333	170	383	.444	32	81	.395	46	60	.767	12	86	98	217	92	0	47	95	4	418	5.2
Vincent†	24	200	41	78	.526	0	1	.000	8	12	.667	7	19	26	10	29	0	8	19	3	90	3.8
McNamara	33	190	38	86	.442	0	0	---	26	40	.650	22	41	63	3	31	1	2	21	1	102	3.1
McCants	13	65	8	26	.308	0	0	---	6	8	.750	1	5	6	2	11	0	3	1	1	22	1.7
Oldham†	3	9	2	3	.667	0	0	---	1	2	.500	0	1	1	1	3	0	0	1	0	5	1.7
Bucknall	18	75	9	33	.273	0	1	.000	5	6	.833	5	2	7	10	10	0	2	11	1	23	1.3
Higgins*	6	18	0	0	---	0	0	---	1	2	.500	1	0	1	1	4	0	1	0	2	1	0.2

DATE	OPPONENT	BOX SCORE	W / L	DATE	OPPONENT	BOX SCORE	W / L
Nov. 3	@ Dallas	W 102-94	1-0	Jan. 30	@ LA Clippers	L 104-121	31-11
Nov. 4	@ San Antonio	L 98-106	1-1	Feb. 2	Atlanta	W 112-106	32-11
Nov. 7	Phoenix	W 111-107	2-1	Feb. 4	New Jersey	W 121-105	33-11
Nov. 9	@ Golden State	W 106-95	3-1	Feb. 6	@ Portland	W 121-119 (OT)	34-11
Nov. 10	Charlotte	W 106-100	4-1	Feb. 7	Chicago	W 121-103	35-11
Nov. 12	Dallas	W 107-98	5-1	Feb. 14	Portland	L 128-132 (2OT)	35-12
Nov. 15	Indiana	W 117-94	6-1	Feb. 15	@ Sacramento	W 101-92	36-12
Nov. 17	Denver	W 119-105	7-1	Feb. 18	Boston	W 116-110	37-12
Nov. 19	Washington	W 120-115	8-1	Feb. 20	@ San Antonio	W 115-114 (OT)	38-12
Nov. 25	@ Utah	W 92-86	9-1	Feb. 21	@ Denver	W 113-111	39-12
Nov. 26	San Antonio	W 132-112	10-1	Feb. 23	Philadelphia	W 122-116	40-12
Nov. 28	@ Houston	L 104-110	10-2	Feb. 25	Utah	L 103-104	40-13
Nov. 30	@ Sacramento	W 109-93	11-2	Feb. 28	@ Seattle	W 112-107	41-13
Dec. 1	Detroit	L 97-108 (OT)	11-3	Mar. 2	Cleveland	W 124-93	42-13
Dec. 3	New York	W 115-104	12-3	Mar. 4	Minnesota	W 115-96	43-13
Dec. 5	LA Clippers	W 111-103	13-3	Mar. 6	@ Houston	L 95-112	43-14
Dec. 7	Phoenix	W 100-96	14-3	Mar. 7	@ Dallas	W 103-91	44-14
Dec. 9	@ Washington	L 101-103	14-4	Mar. 9	Golden State	W 131-115	45-14
Dec. 10	@ Orlando	L 103-108	14-5	Mar. 11	@ Atlanta	W 123-115	46-14
Dec. 12	@ Charlotte	W 103-89	15-5	Mar. 12	@ Charlotte	W 107-102	47-14
Dec. 13	@ Miami	W 102-75	16-5	Mar. 14	@ Philadelphia	L 110-116	47-15
Dec. 15	@ Boston	W 119-110	17-5	Mar. 15	@ Cleveland	L 96-112	47-16
Dec. 16	@ New Jersey	W 99-92	18-5	Mar. 17	@ Minnesota	W 101-99	48-16
Dec. 19	@ Chicago	L 83-93	18-6	Mar. 20	Charlotte	W 109-97	49-16
Dec. 20	@ Minnesota	W 106-97 (OT)	19-6	Mar. 23	LA Clippers	W 110-102	50-16
Dec. 26	Sacramento	W 104-102	20-6	Mar. 25	Seattle	W 116-94	51-16
Dec. 29	Golden State	W 130-111	21-6	Mar. 27	@ Portland	L 111-130	51-17
Jan. 3	Denver	W 114-98	22-6	Mar. 28	@ LA Clippers	W 106-99	52-17
Jan. 6	@ Golden State	L 131-133	22-7	Mar. 30	Portland	W 135-106	53-17
Jan. 7	Miami	W 132-93	23-7	Apr. 1	Utah	W 119-103	54-17
Jan. 9	@ Phoenix	L 118-121 (OT)	23-8	Apr. 5	Sacramento	W 110-103	55-17
Jan. 10	Orlando	W 121-106	24-8	Apr. 6	@ Phoenix	W 103-99	56-17
Jan. 12	Houston	W 107-98	25-8	Apr. 8	@ Denver	W 116-109	57-17
Jan. 15	Sacramento	W 111-91	26-8	Apr. 9	Dallas	W 113-106	58-17
Jan. 17	Seattle	W 100-90	27-8	Apr. 12	@ Utah	L 104-107	58-18
Jan. 19	@ Milwaukee	L 102-103	27-9	Apr. 13	Golden State	W 131-119	59-18
Jan. 21	@ Detroit	W 107-97	28-9	Apr. 15	Houston	W 113-102	60-18
Jan. 23	@ New York	W 118-97	29-9	Apr. 17	@ Seattle	W 102-101	61-18
Jan. 24	@ Indiana	W 120-111	30-9	Apr. 19	Minnesota	W 113-89	62-18
Jan. 26	Milwaukee	W 100-91	31-9	Apr. 21	@ LA Clippers	W 125-115	63-18
Jan. 29	San Antonio	L 84-86	31-10	Apr. 22	@ Portland	L 86-130	63-19

*Did not finish season on Laker roster.
† Totals with Lakers only.

1990-91 LOS ANGELES LAKERS



58-24 - 2ND IN PACIFIC DIVISION

Head Coach: Mike Dunleavy
Asst. Coaches: Bill Bertka, Randy Pfund, Jim Eyen
Standing: Terry Teagle, Sam Perkins, Vlade Divac, Elden Campbell, Irving Thomas, Tony Smith
Seated: A.C. Green, James Worthy, Mychal Thompson, Earvin Johnson, Byron Scott, Larry Drew
Not pictured: Tony Brown

Western Conference Champions

1990-91 REGULAR SEASON STATISTICS / GAME-BY-GAME RESULTS

	G	MIN	FG	FGA	PCT	3P	3A	PCT	FT	FTA	PCT	OFF	DEF	TOT	AST	PF	DQ	STL	TO	BLK	PTS	AVG
Worthy	78	3008	716	1455	.492	26	90	.289	212	266	.797	107	249	356	275	117	0	104	127	35	1670	21.4
Johnson	79	2933	466	976	.477	80	250	.320	519	573	.906	105	446	551	989	150	0	102	314	17	1531	19.4
Scott	82	2630	501	1051	.477	71	219	.324	118	148	.797	54	192	246	177	146	0	95	85	21	1191	14.5
Perkins	73	2504	368	744	.495	18	64	.281	229	279	.821	167	371	538	108	247	2	64	103	78	983	13.5
Divac	82	2310	360	637	.565	5	14	.357	196	279	.703	205	461	666	92	247	3	106	146	127	921	11.2
Teagle	82	1498	335	757	.443	0	9	.000	145	177	.819	82	99	181	82	165	1	31	83	8	815	9.9
Green	82	2164	258	542	.476	11	55	.200	223	302	.738	201	315	516	71	117	0	59	99	23	750	9.1
Thompson	72	1077	113	228	.496	0	2	.000	62	88	.705	74	154	228	21	112	0	23	47	23	288	4.0
Smith	64	695	97	220	.441	0	7	.000	40	57	.702	24	47	71	135	80	0	28	69	12	234	3.7
Drew	48	496	54	125	.432	14	33	.424	17	22	.773	5	29	34	118	40	0	15	49	1	139	2.9
Campbell	52	380	56	123	.455	0	0	---	32	49	.653	40	56	96	10	71	1	11	16	38	144	2.8
Thomas	26	108	17	50	.340	0	0	---	12	21	.571	14	17	31	10	24	0	4	13	1	46	1.8
Brown*	7	27	2	3	.667	1	1	1.00	0	0	---	0	4	4	3	8	0	0	4	0	5	0.7

DATE	OPPONENT	BOX SCORE	W / L	DATE	OPPONENT	BOX SCORE	W / L
Nov. 3	@ San Antonio	L 99-110	0-1	Jan. 29	New Jersey	W 110-89	31-11
Nov. 6	Portland	L 123-125 (OT)	0-2	Jan. 31	Atlanta	W 116-103	32-11
Nov. 9	Sacramento	W 100-86	1-2	Feb. 1	@ LA Clippers	W 106-92	33-11
Nov. 11	New York	L 103-109	1-3	Feb. 3	Chicago	W 99-86	34-11
Nov. 13	Phoenix	L 111-112	1-4	Feb. 5	LA Clippers	W 116-102	35-11
Nov. 15	@ Houston	W 108-103 (OT)	2-4	Feb. 12	@ Phoenix	L 95-99	35-12
Nov. 16	@ Dallas	L 86-99	2-5	Feb. 13	Minnesota	W 120-106	36-12
Nov. 18	Golden State	W 115-93	3-5	Feb. 15	Boston	L 85-98	36-13
Nov. 19	@ Denver	W 122-105	4-5	Feb. 17	Portland	W 106-96	37-13
Nov. 21	Denver	W 141-121	5-5	Feb. 19	@ Houston	W 112-103	38-13
Nov. 24	Orlando	W 115-89	6-5	Feb. 21	@ Dallas	W 106-92	39-13
Nov. 28	San Antonio	W 97-80	7-5	Feb. 22	@ Atlanta	L 102-111	39-14
Dec. 1	@ Phoenix	W 108-98	8-5	Feb. 24	@ Detroit	W 102-96 (OT)	40-14
Dec. 4	Detroit	W 114-90	9-5	Feb. 25	@ Philadelphia	L 90-92	40-15
Dec. 6	@ Minnesota	W 83-73	10-5	Feb. 28	@ Denver	W 121-108	41-15
Dec. 7	@ Utah	L 79-101	10-6	Mar. 1	Orlando	W 115-101	42-15
Dec. 9	Washington	W 106-99	11-6	Mar. 3	Houston	L 95-104	42-16
Dec. 12	Dallas	L 97-112 (OT)	11-7	Mar. 5	@ Minnesota	L 85-94	42-17
Dec. 15	@ Golden State	W 111-109	12-7	Mar. 7	@ Milwaukee	L 94-99	42-18
Dec. 16	Indiana	W 115-112	13-7	Mar. 9	@ Washington	W 87-72	43-18
Dec. 18	@ New York	W 100-97	14-7	Mar. 10	@ Orlando	W 115-101	44-18
Dec. 19	@ Cleveland	L 74-84	14-8	Mar. 12	@ Miami	W 102-95	45-18
Dec. 21	@ Chicago	L 103-114	14-9	Mar. 15	Denver	W 127-117	46-18
Dec. 23	Minnesota	W 118-94	15-9	Mar. 17	San Antonio	W 98-91	47-18
Dec. 26	@ LA Clippers	W 108-99	16-9	Mar. 19	LA Clippers	W 119-105	48-18
Dec. 30	Philadelphia	W 115-107	17-9	Mar. 20	@ Seattle	L 106-114	48-19
Jan. 3	@ Portland	W 108-104	18-9	Mar. 22	Milwaukee	L 92-99	48-20
Jan. 4	@ Golden State	L 99-115	18-10	Mar. 24	Seattle	W 113-96	49-20
Jan. 6	Golden State	W 135-108	19-10	Mar. 25	@ Sacramento	W 99-89	50-20
Jan. 8	@ Seattle	L 88-96	19-11	Mar. 29	Portland	L 105-109 (OT)	50-21
Jan. 9	Utah	W 108-85	20-11	Mar. 31	Sacramento	W 115-87	51-21
Jan. 11	Cleveland	W 105-93	21-11	Apr. 2	@ San Antonio	W 122-115	52-21
Jan. 13	Houston	W 116-97	22-11	Apr. 4	@ Phoenix	W 102-98	53-21
Jan. 15	Charlotte	W 128-103	23-11	Apr. 5	Miami	W 108-87	54-21
Jan. 17	@ Sacramento	W 93-78	24-11	Apr. 7	Phoenix	W 93-85	55-21
Jan. 18	Seattle	W 105-96	25-11	Apr. 11	Utah	W 110-95	56-21
Jan. 21	@ Indiana	W 120-114	26-11	Apr. 13	@ Portland	L 113-118	56-22
Jan. 22	@ Orlando	W 116-96	27-11	Apr. 15	Dallas	W 112-106	57-22
Jan. 24	@ Charlotte	W 113-93	28-11	Apr. 17	@ Golden State	L 111-113	57-23
Jan. 25	@ New Jersey	W 108-103 (OT)	29-11	Apr. 20	@ Utah	L 93-107	57-24
Jan. 27	@ Boston	W 104-87	30-11	Apr. 21	Seattle	W 103-100	58-24

* Did not finish season on Laker roster

43-39 - 6TH IN PACIFIC DIVISION

Head Coach: Mike Dunleavy
Asst. Coaches: Bill Bertka, Randy Pfund, Jim Eyen
Standing: Terry Teagle, Sam Perkins, Vlade Divac, Elden Campbell, Keith Owens, Tony Smith
Seated: A.C. Green, Chucky Brown, James Worthy, Sedale Threatt, Byron Scott, Rory Sparrow
Not pictured: Demetrius Calip, Jack Haley, Cliff Robinson




1991-92 REGULAR SEASON STATISTICS / GAME-BY-GAME RESULTS

	G	MIN	FG	FGA	PCT	3P	3A	PCT	FT	FTA	PCT	OFF	DEF	TOT	AST	PF	DQ	STL	TO	BLK	PTS	AVG
Worthy	54	2108	450	1007	.447	9	43	.209	166	204	.814	98	207	305	252	89	0	76	127	23	1075	19.9
Perkins	63	2332	361	803	.450	15	69	.217	304	372	.817	192	364	556	141	192	1	64	83	62	1041	16.5
Threatt	82	3070	509	1041	.489	20	62	.323	202	243	.831	43	210	253	593	231	1	168	182	16	1240	15.1
Scott	82	2679	460	1005	.458	54	157	.344	244	291	.838	74	236	310	226	140	0	105	119	28	1218	14.9
Green	82	2902	382	803	.476	12	56	.214	340	457	.744	306	456	762	117	141	0	91	111	36	1116	13.6
Divac	36	979	157	317	.495	5	19	.263	86	112	.768	87	160	247	60	114	3	55	88	35	405	11.3
Teagle	82	1602	364	805	.452	1	4	.250	151	197	.766	91	92	183	113	148	0	66	114	9	880	10.7
Campbell	81	1876	220	491	.448	0	2	.000	138	223	.619	155	268	423	59	203	1	53	73	159	578	7.1
Smith	63	820	113	283	.399	0	11	.000	49	75	.653	31	45	76	109	91	0	39	50	8	275	4.4
Brown†	36	381	55	118	.466	0	3	.000	25	41	.610	29	47	76	23	41	0	9	27	7	135	3.8
Robinson	9	78	11	27	.407	0	1	.000	7	8	.875	7	12	19	9	4	0	5	7	0	29	3.2
Sparrow†	42	471	57	143	.399	2	13	.154	8	13	.615	3	24	27	79	55	0	12	31	5	124	3.0
Haley	49	394	31	84	.369	0	0	---	14	29	.483	31	64	95	7	75	0	7	25	8	76	1.6
Calip	7	58	4	18	.222	1	5	.200	2	3	.667	1	4	5	12	8	0	1	5	0	11	1.6
Owens	20	80	9	32	.281	0	0	---	8	10	.800	8	7	15	3	11	0	5	2	4	26	1.3

DATE	OPPONENT	BOX SCORE	W / L	DATE	OPPONENT	BOX SCORE	W / L
Nov. 1	@ Houston	L 121-126 (OT)	0-1	Jan. 29	Golden State	W 112-99	26-16
Nov. 2	@ Dallas	W 114-113 (OT)	1-1	Jan. 30	@ Denver	W 106-96	27-16
Nov. 5	LA Clippers	L 109-114 (OT)	1-2	Feb. 2	Chicago	L 97-103	27-17
Nov. 8	@ Phoenix	L 85-113	1-3	Feb. 3	@ Phoenix	L 104-113	27-18
Nov. 10	Minnesota	W 96-86	2-3	Feb. 5	LA Clippers	W 100-95	28-18
Nov. 14	@ Golden State	W 115-112	3-3	Feb. 11	@ Minnesota	W 116-108	29-18
Nov. 15	Houston	W 86-74	4-3	Feb. 13	@ Utah	L 91-97	29-19
Nov. 17	Atlanta	W 111-89	5-3	Feb. 14	Washington	L 92-108	29-20
Nov. 19	Phoenix	W 103-95	6-3	Feb. 16	Boston	L 107-114	29-21
Nov. 22	San Antonio	W 98-96	7-3	Feb. 17	@ Golden State	L 100-116	29-22
Nov. 24	Milwaukee	W 102-97	8-3	Feb. 19	@ LA Clippers	L 94-125	29-23
Nov. 26	@ Orlando	W 98-87	9-3	Feb. 20	@ Seattle	L 103-105	29-24
Nov. 27	@ Miami	W 89-97	10-3	Feb. 22	Golden State	L 124-126	29-25
Nov. 29	@ Boston	L 91-114	10-4	Feb. 26	New York	W 81-68	30-25
Nov. 30	@ Philadelphia	W 93-91	11-4	Feb. 28	Cleveland	L 90-101	30-26
Dec. 3	@ Milwaukee	L 94-126	11-5	Mar. 1	Houston	L 97-105	30-27
Dec. 4	@ Charlotte	L 106-124	11-6	Mar. 3	@ Portland	L 101-105	30-28
Dec. 6	@ New Jersey	W 98-89	12-6	Mar. 4	New Jersey	W 101-92	31-28
Dec. 8	Dallas	W 103-88	13-6	Mar. 8	Detroit	L 93-98	31-29
Dec. 10	@ Sacramento	W 92-90	14-6	Mar. 10	@ New York	W 106-104	32-29
Dec. 11	Utah	L 95-101	14-7	Mar. 11	@ Atlanta	W 109-98	33-29
Dec. 15	Sacramento	W 110-94	15-7	Mar. 13	@ Cleveland	L 107-109 (OT)	33-30
Dec. 17	@ Chicago	W 102-89	16-7	Mar. 14	@ Washington	W 92-89	34-30
Dec. 19	@ Minnesota	L 85-93	16-8	Mar. 16	@ Indiana	L 85-98	34-31
Dec. 20	@ Detroit	L 93-112	16-9	Mar. 18	Portland	L 93-98	34-32
Dec. 22	Phoenix	L 88-100	16-10	Mar. 20	Minnesota	W 131-121	35-32
Dec. 25	@ LA Clippers	W 85-75	17-10	Mar. 26	Dallas	W 115-92 (OT)	36-32
Dec. 28	Portland	L 88-98	17-11	Mar. 27	@ Utah	W 103-92	37-32
Dec. 30	Golden State	L 99-114	17-12	Mar. 29	Philadelphia	W 117-88	38-32
Jan. 3	Indiana	L 87-114	17-13	Mar. 31	@ Houston	W 107-101	39-32
Jan. 5	Miami	W 123-111	18-13	Apr. 1	@ San Antonio	L 86-104	39-33
Jan. 7	@ Dallas	W 104-80	19-13	Apr. 3	Seattle	L 91-96	39-34
Jan. 8	@ San Antonio	L 87-103	19-14	Apr. 5	Phoenix	W 109-104	40-34
Jan. 10	Denver	W 102-88	20-14	Apr. 7	@ Seattle	L 88-117	40-35
Jan. 12	Orlando	W 112-99	21-14	Apr. 9	San Antonio	L 94-102	40-36
Jan. 15	Charlotte	W 95-93	22-14	Apr. 11	Utah	L 90-93	40-37
Jan. 18	@ Seattle	L 108-112	22-15	Apr. 13	Denver	W 100-93	41-37
Jan. 20	Seattle	W 116-110	23-15	Apr. 15	@ Denver	L 107-110	41-38
Jan. 21	@ Portland	L 92-131	23-16	Apr. 16	@ Sacramento	L 94-102	41-39
Jan. 23	@ Sacramento	W 108-105	24-16	Apr. 18	@ Portland	W 109-101	42-39
Jan. 24	Sacramento	W 95-92	25-16	Apr. 19	LA Clippers	W 109-108 (OT)	43-39

† Totals with Lakers only

1992-93 LOS ANGELES LAKERS



39-43 - 5TH IN PACIFIC DIVISION

Head Coach: Randy Pfund
Asst. Coaches: Bill Bertka, Chet Kammerer, Larry Drew
Standing: Elden Campbell, Benoit Benjamin, Vlade Divac, James Edwards, Jack Haley, Alex Blackwell
Seated: A.C. Green, Anthony Peeler, Tony Smith, James Worth, Sedale Threatt, Byron Scott, Duane Cooper
Not pictured: Doug Christie, Sam Perkins

1992-93 REGULAR SEASON STATISTICS / GAME-BY-GAME RESULTS

	G	MIN	FG	FGA	PCT	3P	3A	PCT	FT	FTA	PCT	OFF	DEF	TOT	AST	PF	DQ	STL	TO	BLK	PTS	AVG
Threatt	82	2893	522	1028	.508	14	53	.264	177	215	.823	47	226	273	564	248	1	142	173	11	1235	15.1
Worthy	82	2359	510	1142	.447	30	111	.270	171	211	.810	73	174	247	278	87	0	92	137	27	1221	14.9
Scott	58	1677	296	659	.449	44	135	.326	156	184	.848	27	107	134	157	98	0	55	70	13	792	13.7
Perkins*	49	1589	242	527	.459	5	29	.172	184	222	.829	111	268	379	128	139	0	40	76	51	673	13.7
Green	82	2819	379	706	.537	16	46	.348	277	375	.739	287	424	711	116	149	0	88	116	39	1051	12.8
Divac	82	2525	397	819	.485	21	75	.280	235	341	.689	220	509	729	232	311	7	128	214	140	1050	12.8
Peeler	77	1656	297	634	.468	46	118	.390	162	206	.786	64	115	179	166	193	0	60	123	14	802	10.4
Campbell	79	1551	238	520	.458	0	3	.000	130	204	.637	127	205	332	48	165	0	59	69	100	606	7.7
Edwards	52	617	122	270	.452	0	0	---	84	118	.712	30	70	100	41	122	0	10	51	7	328	6.3
Christie	23	332	45	106	.425	2	12	.167	50	66	.758	24	27	51	53	53	0	22	50	5	142	6.2
Smith	55	752	133	275	.484	2	11	.182	62	82	.756	46	41	87	63	72	1	50	40	7	330	6.0
Benjamin†	28	306	52	108	.481	0	0	---	22	37	.595	24	72	96	10	61	0	14	36	13	126	4.5
Cooper	65	645	62	158	.392	7	30	.233	25	35	.714	13	37	50	150	66	0	18	6	2	156	2.4
Blackwell	27	109	14	42	.333	0	3	.000	6	8	.750	10	13	23	7	14	0	4	5	2	34	1.3

DATE	OPPONENT	BOX SCORE	W / L	DATE	OPPONENT	BOX SCORE	W / L
Nov. 6	@ LA Clippers	W 114-112 (OT)	1-0	Jan. 31	@ Boston	W 96-87	22-20
Nov. 8	Sacramento	L 114-124	1-1	Feb. 2	Orlando	L 97-110	22-21
Nov. 10	@ Golden State	W 107-106	2-1	Feb. 4	Utah	W 114-110	23-21
Nov. 12	@ Seattle	L 102-114	2-2	Feb. 5	@ Phoenix	L 104-132	23-22
Nov. 13	LA Clippers	L 98-124	2-3	Feb. 8	Dallas	W 108-100 (OT)	24-22
Nov. 15	Golden State	W 105-102	3-3	Feb. 10	Denver	W 111-102	25-22
Nov. 20	Chicago	W 120-118	4-3	Feb. 14	Atlanta	W 135-96	26-22
Nov. 22	Denver	W 119-107	5-3	Feb. 18	@ Portland	L 103-105	26-23
Nov. 25	New Jersey	L 98-100	5-4	Feb. 24	@ Sacramento	W 104-99	27-23
Nov. 27	@ Portland	W 98-90	6-4	Feb. 26	Cleveland	L 102-114	27-24
Nov. 29	Dallas	W 114-85	7-4	Feb. 28	LA Clippers	W 124-112	28-24
Dec. 1	@ Sacramento	L 110-117	7-5	Mar. 2	@ Denver	L 115-127	28-25
Dec. 3	@ Houston	W 95-89	8-5	Mar. 3	@ Golden State	W 117-111	29-25
Dec. 4	@ Phoenix	L 93-103	8-6	Mar. 5	Philadelphia	W 101-97 (OT)	30-25
Dec. 6	Minnesota	W 107-85	9-6	Mar. 7	Charlotte	L 101-105	30-26
Dec. 9	Portland	W 124-111	10-6	Mar. 9	@ Detroit	W 123-121	31-26
Dec. 11	Washington	W 118-93	11-6	Mar. 10	@ New York	L 104-110	31-27
Dec. 13	Milwaukee	W 114-96	12-6	Mar. 12	@ Philadelphia	W 101-95	32-27
Dec. 15	@ San Antonio	W 107-101	13-6	Mar. 14	@ Atlanta	L 107-117	32-28
Dec. 16	@ Dallas	L 95-102	13-7	Mar. 15	@ San Antonio	W 92-87	33-28
Dec. 18	Phoenix	L 100-116	13-8	Mar. 17	San Antonio	L 100-101	33-29
Dec. 19	@ Denver	W 92-86	14-8	Mar. 19	Boston	L 119-129	33-30
Dec. 23	Seattle	L 79-80	14-9	Mar. 21	Detroit	L 101-106	33-31
Dec. 26	San Antonio	L 92-104	14-10	Mar. 24	Phoenix	L 105-120	33-32
Dec. 28	@ Miami	L 96-107	14-11	Mar. 26	New York	L 95-105	33-33
Dec. 30	@ Orlando	W 96-93	15-11	Mar. 28	Indiana	W 92-90	34-33
Jan. 2	@ Cleveland	L 91-106	15-12	Mar. 30	@ LA Clippers	L 93-101	34-34
Jan. 3	@ Milwaukee	L 101-109	15-13	Mar. 31	Minnesota	L 113-126	34-35
Jan. 5	@ Chicago	W 91-88	16-13	Apr. 4	Utah	L 99-111	34-36
Jan. 6	@ Minnesota	W 98-78	17-13	Apr. 6	@ Phoenix	L 114-115	34-37
Jan. 8	Sacramento	W 93-90	18-13	Apr. 8	@ Golden State	L 116-122	34-38
Jan. 10	Miami	L 89-101	18-14	Apr. 9	Portland	L 105-109	34-39
Jan. 14	@ LA Clippers	L 102-105	18-15	Apr. 11	Seattle	W 98-96	35-39
Jan. 15	Portland	W 99-96	19-15	Apr. 13	@ Houston	L 107-126	35-40
Jan. 18	Houston	L 90-110	19-16	Apr. 14	@ Dallas	W 112-99	36-40
Jan. 20	Seattle	L 101-111	19-17	Apr. 16	Houston	L 84-100	36-41
Jan. 22	@ Utah	L 94-98	19-18	Apr. 18	Golden State	W 115-112	37-41
Jan. 24	@ Washington	W 112-110 (OT)	20-18	Apr. 20	@ Minnesota	W 107-95	38-41
Jan. 26	@ New Jersey	L 91-106	20-19	Apr. 21	@ Utah	L 102-113	38-42
Jan. 28	@ Indiana	L 110-127	20-20	Apr. 23	@ Seattle	L 93-122	38-43
Jan. 29	@ Charlotte	W 123-108	21-20	Apr. 24	Sacramento	W 125-107	39-43

* Did not finish season on Laker roster;
† Totals with Lakers only

33-49 - 5TH IN PACIFIC DIVISION

Head Coach: Randy Pfund, Bill Bertka, Earvin Johnson
Asst. Coaches: Bill Bertka, Chet Kammerer, Larry Drew, Michael Cooper
Standing: Antonio Harvey, Dan Schayes, Vlade Divac, Elden Campbell, James Edwards, Sam Bowie, Kurt Rambis
Seated: Nick Van Exel, George Lynch, Anthony Peeler, Tony Smith, James Worthy, Sedale Threatt, Doug Christie, Reggie Jordan
Not pictured: Trevor Wilson



1993-94 REGULAR SEASON STATISTICS / GAME-BY-GAME RESULTS

	G	MIN	FG	FGA	PCT	3P	3A	PCT	FT	FTA	PCT	OFF	DEF	TOT	AST	PF	DQ	STL	TO	BLK	PTS	AVG
Divac	79	2685	453	895	.506	9	47	.191	208	303	.686	282	569	851	307	288	5	92	191	112	1123	14.2
Peeler	30	923	176	409	.430	14	63	.222	57	71	.803	48	61	109	94	93	0	43	59	8	423	14.1
Van Exel	81	2700	413	1049	.394	123	364	.338	150	192	.781	47	191	238	466	154	1	85	145	8	1099	13.6
Campbell	76	2253	373	808	.462	0	2	.000	188	273	.689	167	352	519	86	241	2	64	98	146	934	12.3
Threatt	81	2278	411	852	.482	5	33	.152	138	155	.890	28	125	153	344	186	1	110	106	19	965	11.9
Christie	65	1515	244	562	.434	39	119	.328	145	208	.697	93	142	235	136	186	2	89	140	28	672	10.3
Worthy	80	1597	340	838	.406	32	111	.288	100	135	.741	48	133	181	154	80	0	45	97	18	812	10.2
Wilson*	5	126	19	39	.487	0	0	---	13	25	.520	12	16	28	12	17	0	5	6	1	51	10.2
Lynch	71	1762	291	573	.508	0	5	.000	99	166	.596	220	190	410	96	177	1	102	87	27	681	9.6
Bowie	25	556	75	172	.436	1	4	.250	72	83	.867	27	104	131	47	65	0	4	43	28	223	8.9
Smith	73	1617	272	617	.441	16	50	.320	85	119	.714	106	89	195	148	128	1	59	76	14	645	8.8
Jordan	23	259	44	103	.427	2	4	.500	35	51	.686	46	21	67	26	26	0	14	14	5	125	5.4
Edwards	45	469	78	168	.464	0	0	---	54	79	.684	11	54	65	22	90	0	4	30	3	210	4.7
Rambis	50	635	59	114	.518	0	1	.000	46	71	.648	84	105	189	32	89	0	22	26	23	164	3.3
Schayes†	13	133	14	38	.368	0	0	---	8	10	.800	15	19	34	8	18	0	5	9	2	36	2.8
Harvey	27	247	29	79	.367	0	0	---	12	26	.462	26	33	59	5	39	0	6	17	19	70	2.6

DATE	OPPONENT	BOX SCORE	W / L	DATE	OPPONENT	BOX SCORE	W / L
Nov. 5	@ Phoenix	W 116-108	1-0	Feb. 3	@ Houston	L 88-99	14-28
Nov. 6	@ Seattle	L 101-129	1-1	Feb. 4	@ Dallas	W 95-87	15-28
Nov. 9	Portland	L 102-109	1-2	Feb. 6	Utah	W 107-90	16-28
Nov. 10	@ Sacramento	L 101-112	1-3	Feb. 8	Phoenix	W 107-104	17-28
Nov. 12	Denver	L 84-113	1-4	Feb. 9	@ Utah	W 103-96	18-28
Nov. 14	Cleveland	W 107-100	2-4	Feb. 10	Sacramento	L 84-103	18-29
Nov. 16	LA Clippers	W 116-114 (2OT)	3-4	Feb. 15	LA Clippers	L 89-100	18-30
Nov. 18	@ Golden State	L 76-103	3-5	Feb. 18	@ Phoenix	L 96-113	18-31
Nov. 19	Chicago	L 86-88	3-6	Feb. 20	Philadelphia	W 107-95	19-31
Nov. 21	@ New Jersey	L 102-105	3-7	Feb. 24	@ Sacramento	L 90-102	19-32
Nov. 23	@ Atlanta	L 94-103	3-8	Feb. 25	San Antonio	L 110-126	19-33
Nov. 24	@ Charlotte	L 124-141	3-9	Feb. 27	Boston	W 100-97	20-33
Nov. 26	@ Indiana	W 102-100	4-9	Mar. 2	@ Chicago	W 97-89	21-33
Nov. 27	@ Minnesota	W 96-92	5-9	Mar. 4	@ Boston	L 99-109	21-34
Dec. 1	Dallas	W 124-91	6-9	Mar. 5	@ Washington	L 118-124	21-35
Dec. 4	@ LA Clippers	W 109-102	7-9	Mar. 7	@ Milwaukee	W 106-84	22-35
Dec. 5	Minnesota	L 99-101	7-10	Mar. 10	Dallas	W 106-101	23-35
Dec. 7	New York	L 78-92	7-11	Mar. 13	@ Minnesota	W 90-88	24-35
Dec. 10	@ Portland	L 99-117	7-12	Mar. 14	@ Utah	L 101-102	24-36
Dec. 12	Golden State	L 97-100	7-13	Mar. 16	Washington	W 129-94	25-36
Dec. 14	@ Detroit	W 99-93	8-13	Mar. 18	New Jersey	L 90-102	25-37
Dec. 16	@ New York	L 85-108	8-14	Mar. 20	Orlando	W 97-91	26-37
Dec. 17	@ Philadelphia	L 94-105	8-15	Mar. 21	Miami	W 84-81	27-37
Dec. 19	@ Cleveland	L 92-122	8-16	Mar. 23	@ Dallas	W 112-109	28-37
Dec. 21	@ Orlando	W 109-102	9-16	Mar. 24	@ Houston	L 107-113	28-38
Dec. 23	@ Miami	L 92-109	9-17	Mar. 27	Milwaukee	W 110-101	29-38
Dec. 26	Houston	L 93-118	9-18	Mar. 29	Minnesota	W 91-89	30-38
Dec. 29	Seattle	L 92-99	9-19	Mar. 31	@ Seattle	L 92-95	30-39
Jan. 2	@ San Antonio	L 92-94	9-20	Apr. 1	Houston	W 101-88	31-39
Jan. 4	@ Denver	W 119-118	10-20	Apr. 3	Atlanta	W 102-89	32-39
Jan. 5	@ Sacramento	L 98-106	10-21	Apr. 6	Sacramento	W 128-123 (OT)	33-39
Jan. 7	LA Clippers	W 111-108	11-21	Apr. 8	Denver	L 99-112	33-40
Jan. 9	San Antonio	L 89-95	11-22	Apr. 9	@ Portland	L 104-112	33-41
Jan. 11	Golden State	L 117-122	11-23	Apr. 12	Golden State	L 117-128	33-42
Jan. 14	Charlotte	L 122-130	11-24	Apr. 13	@ Phoenix	L 88-117	33-43
Jan. 18	@ Seattle	L 88-103	11-25	Apr. 15	Portland	L 100-105	33-44
Jan. 20	Phoenix	W 107-102	12-25	Apr. 16	@ LA Clippers	L 103-108	33-45
Jan. 21	@ Portland	L 93-111	12-26	Apr. 19	@ Denver	L 98-105	33-46
Jan. 26	Indiana	W 103-99	13-26	Apr. 20	Seattle	L 90-112	33-47
Jan. 28	Detroit	W 105-97	14-26	Apr. 23	@ Golden State	L 91-126	33-48
Feb. 1	@ San Antonio	L 97-112	14-27	Apr. 24	Utah	L 97-103	33-49

*Did not finish season on Laker roster.
† Totals with Lakers only.

1994-95 LOS ANGELES LAKERS



48-34 - 3RD IN PACIFIC DIVISION

Head Coach: Del Harris
Asst. Coaches: Bill Bertka, Michael Cooper, Larry Drew
Standing: Cedric Ceballos, Elden Campbell, Sam Bowie, Vlade Divac, Antonio Harvey, Anthony Miller, Kurt Rambis
Seated: Eddie Jones, Tony Smith, Anthony Peeler, Nick Van Exel, Sedale Threatt, Lloyd Daniels
Not pictured: Lester Conner, Randolph Keys, George Lynch

1994-95 REGULAR SEASON STATISTICS / GAME-BY-GAME RESULTS

	G	MIN	FG	FGA	PCT	3P	3A	PCT	FT	FTA	PCT	OFF	DEF	TOT	AST	PF	DQ	STL	TO	BLK	PTS	AVG
Ceballos	58	2029	497	977	.509	58	146	.397	209	292	.716	169	295	464	105	131	1	60	143	19	1261	21.7
Van Exel	80	2944	465	1107	.420	183	511	.358	235	300	.783	27	196	223	660	157	0	97	220	6	1348	16.9
Divac	80	2807	485	957	.507	10	53	.189	297	382	.777	261	568	829	329	305	8	109	205	174	1277	16.0
Jones	64	1981	362	744	.460	91	246	.370	122	169	.722	79	170	249	128	175	1	131	75	41	897	14.0
Campbell	73	2076	360	785	.459	0	1	.000	193	290	.666	168	277	445	92	246	4	69	98	132	913	12.5
Peeler	73	1559	285	659	.432	84	216	.389	102	128	.797	62	106	168	122	143	1	52	82	13	756	10.4
Threatt	59	1384	217	437	.497	36	95	.379	88	111	.793	21	103	124	248	139	1	54	70	12	558	9.5
Daniels†	25	541	71	182	.390	23	86	.267	20	25	.800	27	29	56	36	40	0	20	23	10	185	7.4
Lynch	56	953	138	295	.468	3	21	.143	62	86	.721	75	109	184	62	86	0	51	73	10	341	6.1
Smith	61	1024	132	309	.427	32	91	.352	44	63	.698	43	64	107	102	111	0	46	50	7	340	5.6
Bowie	67	1225	118	267	.442	2	11	.182	68	89	.764	72	216	288	118	182	4	21	91	80	306	4.6
Miller	46	527	70	132	.530	2	5	.400	47	76	.618	67	85	152	35	77	2	20	38	7	189	4.1
Keys	6	83	9	26	.346	0	9	.000	2	2	1.00	6	11	17	2	16	0	1	2	2	20	3.3
Harvey	59	572	77	176	.438	1	1	1.00	24	45	.533	39	63	102	23	87	0	15	25	41	179	3.0
Rambis	26	195	18	35	.514	0	0	---	8	12	.667	10	24	34	16	35	0	3	8	9	44	1.7
Conner	2	5	0	0	---	0	0	---	2	2	1.00	0	0	0	0	3	0	1	0	0	2	1.0

DATE	OPPONENT	BOX SCORE	W / L	DATE	OPPONENT	BOX SCORE	W / L
Nov. 4	@ Detroit	W 115-98	1-0	Feb. 3	Denver	L 74-88	26-16
Nov. 5	@ Milwaukee	L 96-97	1-1	Feb. 4	@ L.A. Clippers	W 121-118	27-16
Nov. 8	@ New York	L 113-117	1-2	Feb. 7	@ Denver	W 85-83	28-16
Nov. 9	@ Minnesota	W 122-99	2-2	Feb. 8	San Antonio	W 115-99	29-16
Nov. 11	Denver	L 117-124 (OT)	2-3	Feb. 15	Seattle	W 102-96	30-16
Nov. 12	@ Golden State	L 99-121	2-4	Feb. 16	@ Sacramento	L 82-98	30-17
Nov. 15	@ L.A. Clippers	W 102-92	3-4	Feb. 19	Portland	W 93-83	31-17
Nov. 16	New York	L 89-110	3-5	Feb. 20	@ Seattle	W 108-105	32-17
Nov. 18	Cleveland	W 82-80	4-5	Feb. 22	Philadelphia	W 112-100	33-17
Nov. 23	Dallas	W 118-106	5-5	Feb. 24	Charlotte	W 95-93 (OT)	34-17
Nov. 25	@ Atlanta	W 92-87	6-5	Feb. 25	@ L.A. Clippers	L 81-83	34-18
Nov. 26	@ Washington	W 112-96	7-5	Feb. 27	Utah	L 95-101	34-19
Nov. 29	@ New Jersey	W 129-120 (2OT)	8-5	Mar. 1	Phoenix	L 93-101	34-20
Nov. 30	@ Cleveland	L 79-117	8-6	Mar. 3	Sacramento	W 109-104 (2OT)	35-20
Dec. 2	Houston	W 107-89	9-6	Mar. 5	Minnesota	W 105-102	36-20
Dec. 6	Golden State	W 113-101	10-6	Mar. 7	@ Miami	L 104-110	36-21
Dec. 9	L.A. Clippers	L 84-109	10-7	Mar. 8	@ Orlando	L 110-114	36-22
Dec. 10	@ Utah	W 120-113	11-7	Mar. 10	@ Minnesota	L 103-109	36-23
Dec. 13	@ Dallas	W 115-108	12-7	Mar. 11	@ Chicago	W 108-105	37-23
Dec. 15	@ Houston	W 97-94	13-7	Mar. 13	Indiana	W 93-91	38-23
Dec. 17	@ San Antonio	L 102-116	13-8	Mar. 15	@ Golden State	L 108-119	38-24
Dec. 20	Minnesota	W 108-95	14-8	Mar. 17	Boston	L 92-118	38-25
Dec. 23	Sacramento	W 100-89	15-8	Mar. 19	Sacramento	W 121-116	39-25
Dec. 27	@ Golden State	L 105-129	15-9	Mar. 22	Portland	W 121-114	40-25
Dec. 29	Seattle	W 96-95	16-9	Mar. 24	Washington	W 113-103	41-25
Dec. 30	@ Phoenix	W 127-112	17-9	Mar. 26	Houston	W 107-96	42-25
Jan. 3	Detroit	W 105-96	18-9	Mar. 28	@ Houston	W 106-96	43-25
Jan. 6	Milwaukee	W 106-98	19-9	Mar. 29	@ San Antonio	L 84-107	43-26
Jan. 8	Miami	W 122-105	20-9	Mar. 31	Atlanta	W 121-107	44-26
Jan. 9	@ Portland	L 83-129	20-10	Apr. 2	Orlando	W 119-112	45-26
Jan. 11	Phoenix	L 108-118	20-11	Apr. 4	@ Denver	W 104-101	46-26
Jan. 13	Golden State	W 115-104	21-11	Apr. 5	@ Dallas	L 111-130	46-27
Jan. 16	L.A. Clippers	W 96-88	22-11	Apr. 7	Utah	W 113-90	47-27
Jan. 18	@ Indiana	L 105-106	22-12	Apr. 9	San Antonio	L 87-101	47-28
Jan. 20	@ Boston	W 120-118	23-12	Apr. 11	@ Utah	L 93-100	47-29
Jan. 21	@ Philadelphia	L 113-117 (OT)	23-13	Apr. 12	@ Sacramento	L 99-109	47-30
Jan. 23	@ Charlotte	W 108-102	24-13	Apr. 15	@ Phoenix	L 114-119	47-31
Jan. 25	New Jersey	W 120-116 (OT)	25-13	Apr. 16	Dallas	W 125-111	48-31
Jan. 28	@ Seattle	W 128-121 (OT)	26-13	Apr. 18	Seattle	L 97-113	48-32
Jan. 31	Chicago	L 115-119	26-14	Apr. 20	@ Portland	L 97-111	48-33
Feb. 1	@ Phoenix	L 109-118	26-15	Apr. 22	Portland	L 104-109	48-34

† Totals with Lakers only

53-29 - 2ND IN PACIFIC DIVISION**Head Coach:** Del Harris**Asst. Coaches:** Bill Bertka, Michael Cooper, Larry Drew**Standing:** Fred Roberts, Earvin Johnson, Elden Campbell, Vlade Divac, Corie Blount, Anthony Miller, Derek Strong**Seated:** George Lynch, Eddie Jones, Anthony Peeler, Nick Van Exel, Frankie King, Sedale Threatt, Cedric Ceballos**1995-96 REGULAR SEASON STATISTICS / GAME-BY-GAME RESULTS**

	G	MIN	FG	FGA	PCT	3P	3A	PCT	FT	FTA	PCT	OFF	DEF	TOT	AST	PF	DQ	STL	TO	BLK	PTS	AVG
Ceballos	78	2628	638	1203	.530	51	184	.277	329	409	.804	215	321	536	119	144	0	94	167	22	1656	21.2
Van Exel	74	2513	396	950	.417	144	403	.357	163	204	.799	29	152	181	509	115	0	70	156	10	1099	14.9
Johnson	32	958	137	294	.466	22	58	.379	172	201	.856	40	143	183	220	48	0	26	103	13	468	14.6
Campbell	82	2699	447	888	.503	0	5	.000	249	349	.713	162	461	623	181	300	4	86	137	212	1143	13.9
Divac	79	2470	414	807	.513	3	18	.167	189	295	.641	198	481	679	261	274	5	76	199	131	1020	12.9
Jones	70	2184	337	685	.492	83	227	.366	136	184	.739	45	188	233	246	162	0	129	99	45	893	12.8
Peeler	73	1608	272	602	.452	105	254	.413	61	86	.709	45	92	137	118	139	0	59	56	10	710	9.7
Threatt	82	1687	241	526	.458	60	169	.355	54	71	.761	20	75	95	269	178	0	68	74	11	596	7.3
Lynch	76	1012	117	272	.430	4	13	.308	53	80	.663	82	127	209	51	106	0	47	40	10	291	3.8
Roberts	33	317	48	97	.495	4	14	.286	22	28	.786	18	29	47	26	24	0	16	24	4	122	3.7
Strong	63	746	72	169	.426	1	9	.111	69	85	.812	60	118	178	32	80	1	18	20	12	214	3.4
Blount	57	715	79	167	.473	0	2	.000	25	44	.568	69	101	170	42	109	2	25	47	35	183	3.2
Miller	27	123	15	35	.429	0	2	.000	6	10	.600	11	14	25	4	19	0	4	8	1	36	1.3
King	6	20	3	11	.273	0	1	.000	1	3	.333	1	1	2	2	4	0	2	2	0	7	1.2

DATE	OPPONENT	BOX SCORE	W / L
Nov. 3	Denver	W 98-96	1-0
Nov. 4	@ Seattle	L 89-103	1-1
Nov. 7	@ Minnesota	L 92-93	1-2
Nov. 8	@ Utah	L 98-108	1-3
Nov. 10	Seattle	W 100-97	2-3
Nov. 11	@ Golden State	L 105-123	2-4
Nov. 14	@ Sacramento	W 106-100	3-4
Nov. 15	Dallas	W 114-97	4-4
Nov. 17	@ Vancouver	W 114-91	5-4
Nov. 19	L.A. Clippers	W 109-88	6-4
Nov. 21	Portland	L 108-109	6-5
Nov. 24	Sacramento	L 98-99	6-6
Nov. 25	@ Phoenix	L 113-114	6-7
Nov. 29	Phoenix	W 107-96	7-7
Dec. 1	Vancouver	W 113-100	8-7
Dec. 3	Indiana	W 104-96	9-7
Dec. 5	@ San Antonio	L 87-117	9-8
Dec. 6	@ Houston	L 99-112	9-9
Dec. 8	Toronto	W 120-103	10-9
Dec. 10	Detroit	W 87-82	11-9
Dec. 12	@ New York	L 82-97	11-10
Dec. 13	@ Detroit	W 101-98	12-10
Dec. 15	@ Washington	L 114-122	12-11
Dec. 16	@ Chicago	L 88-108	12-12
Dec. 19	@ Milwaukee	W 109-105	13-12
Dec. 20	@ Indiana	L 98-109	13-13
Dec. 22	Sacramento	W 116-83	14-13
Dec. 23	@ Portland	W 102-99	15-13
Dec. 26	Boston	W 102-91	16-13
Dec. 28	San Antonio	L 99-107	16-14
Dec. 30	@ Utah	L 82-99	16-15
Jan. 2	Philadelphia	L 89-90	16-16
Jan. 5	Utah	W 116-100	17-16
Jan. 7	Denver	L 93-96	17-17
Jan. 9	Minnesota	W 106-104	18-17
Jan. 12	Houston	W 101-100	19-17
Jan. 15	Miami	W 96-88	20-17
Jan. 19	@ L.A. Clippers	W 106-100	21-17
Jan. 20	Cleveland	L 82-93	21-18
Jan. 24	@ Boston	L 124-107	22-18
Jan. 26	@ Philadelphia	W 100-88	23-18

DATE	OPPONENT	BOX SCORE	W / L
Jan. 27	@ New Jersey	W 100-98	24-18
Jan. 30	Golden State	W 128-118	25-18
Feb. 2	Chicago	L 84-99	25-19
Feb. 4	Utah	W 110-103	26-19
Feb. 6	@ Denver	W 99-78	27-19
Feb. 7	New Jersey	W 106-96	28-19
Feb. 14	Atlanta	W 87-86	29-19
Feb. 16	Dallas	W 119-114	30-19
Feb. 20	L.A. Clippers	W 121-104	31-19
Feb. 21	@ L.A. Clippers	W 112-108	32-19
Feb. 23	@ Dallas	W 114-88	33-19
Feb. 24	@ Houston	L 94-96	33-20
Feb. 26	New York	W 114-96	34-20
Feb. 28	@ Vancouver	W 99-80	35-20
Mar. 1	Washington	W 100-95	36-20
Mar. 3	Houston	L 107-111	36-21
Mar. 7	@ Sacramento	W 102-89	37-21
Mar. 8	@ Phoenix	W 119-97	38-21
Mar. 12	Portland	L 99-105	38-22
Mar. 14	@ Golden State	W 106-103	39-22
Mar. 15	Milwaukee	W 117-95	40-22
Mar. 17	Orlando	L 97-98	40-23
Mar. 19	Seattle	W 94-71	41-23
Mar. 21	@ Seattle	L 93-104	41-24
Mar. 24	Charlotte	L 94-103	41-25
Mar. 26	@ Orlando	W 113-91	42-25
Mar. 27	@ Miami	W 106-95	43-25
Mar. 29	@ Atlanta	W 102-89	44-25
Mar. 31	@ Toronto	W 111-106	45-25
Apr. 2	@ Charlotte	L 97-102	45-26
Apr. 3	@ Cleveland	L 89-105	45-27
Apr. 5	Vancouver	W 104-94	46-27
Apr. 7	San Antonio	W 107-97	47-27
Apr. 9	@ Denver	L 91-98	47-28
Apr. 10	@ Minnesota	W 111-90	48-28
Apr. 12	Golden State	W 94-81	49-28
Apr. 14	Phoenix	W 118-114	50-28
Apr. 16	@ Dallas	W 113-95	51-28
Apr. 18	@ San Antonio	L 100-103	51-29
Apr. 20	Minnesota	W 106-82	52-29
Apr. 21	@ Portland	W 92-88	53-29

1996-97 LOS ANGELES LAKERS



56-26 - 2ND IN PACIFIC DIVISION

Head Coach: Del Harris
Asst. Coaches: Bill Bertka, Michael Cooper, Larry Drew, Kurt Rambis
Standing: Jerome Kersey, Trevor Wilson, Corie Blount, Elden Campbell, Shaquille O'Neal, Travis Knight, Sean Rooks, Cedric Ceballos, Eddie Jones
Seated: Kobe Bryant, Rumeal Robinson, Nick Van Exel, Derek Fisher, Byron Scott
Not pictured: Robert Horry, Joe Kleine, Larry Krystowski, George McCloud

1996-97 REGULAR SEASON STATISTICS / GAME-BY-GAME RESULTS

	G	MIN	FG	FGA	PCT	3P	3A	PCT	FT	FTA	PCT	OFF	DEF	TOT	AST	PF	DQ	STL	TO	BLK	PTS	AVG
O'Neal	51	1941	552	991	.557	0	4	.000	232	479	.484	195	445	640	159	180	2	46	146	147	1336	26.2
Jones	80	2998	473	1081	.438	152	389	.391	276	337	.819	90	236	326	270	226	3	189	169	49	1374	17.2
Van Exel	79	2937	432	1075	.402	177	468	.378	165	200	.825	44	182	226	672	110	0	75	212	10	1206	15.3
Campbell	77	2516	442	942	.469	1	4	.250	263	370	.711	207	408	615	126	276	6	46	130	117	1148	14.9
Ceballos*	8	279	34	83	.410	5	21	.238	13	15	.867	11	42	53	15	19	0	5	17	6	86	10.8
Horry†	22	676	75	165	.455	25	76	.329	28	40	.700	28	90	118	56	72	1	38	26	29	203	9.2
Bryant	71	1103	176	422	.417	51	136	.375	136	166	.819	47	85	132	91	102	0	49	112	23	539	7.6
Kersey	70	1766	194	449	.432	17	65	.262	71	118	.602	112	251	363	89	219	0	119	74	49	476	6.8
Scott	79	1440	163	379	.430	73	188	.388	127	151	.841	21	97	118	99	72	0	46	53	16	526	6.7
Knight	71	1156	140	275	.509	0	0	---	62	100	.620	130	189	319	39	170	2	31	49	58	342	4.8
Blount	58	1009	92	179	.514	1	3	.333	56	83	.675	113	163	276	35	121	2	22	50	26	241	4.2
McCloud†	23	286	34	96	.354	21	49	.429	6	9	.667	7	29	36	17	20	0	9	9	0	95	4.1
Fisher	80	921	104	262	.397	22	73	.301	79	120	.658	25	72	97	119	87	0	41	71	5	309	3.9
Rooks	69	735	87	185	.470	0	1	.000	91	130	.700	56	107	163	42	123	1	17	51	38	265	3.8
Robinson*	15	126	17	48	.354	6	23	.261	5	8	.625	2	8	10	13	12	0	5	11	2	45	3.0
Krystowski	3	11	1	2	.500	0	0	---	1	2	.500	2	3	5	3	3	0	2	1	0	3	1.0
Kleine*	8	30	2	8	.250	0	0	---	2	2	1.00	2	7	9	0	6	0	0	0	0	6	0.8

DATE	OPPONENT	BOX SCORE	W / L	DATE	OPPONENT	BOX SCORE	W / L
Nov. 1	Phoenix	W 96-82	1-0	Jan. 24	Golden State	W 114-97	30-12
Nov. 3	Minnesota	W 91-85	2-0	Jan. 26	@ Seattle	W 104-103	31-12
Nov. 5	@ New York	W 98-92	3-0	Jan. 28	@ Dallas	W 102-83	32-12
Nov. 6	@ Charlotte	L 78-88	3-1	Jan. 29	@ San Antonio	W 99-92	33-12
Nov. 8	@ Toronto	L 92-93	3-2	Feb. 2	Washington	W 129-99	34-12
Nov. 10	Atlanta	W 92-85	4-2	Feb. 4	@ L.A. Clippers	L 86-108	34-13
Nov. 12	@ Houston	W 126-115 (OT)	5-2	Feb. 5	Chicago	W 106-90	35-13
Nov. 13	@ San Antonio	L 83-95	5-3	Feb. 12	@ Minnesota	W 100-84	36-13
Nov. 15	L.A. Clippers	W 107-100	6-3	Feb. 13	@ Denver	W 132-117	37-13
Nov. 17	@ Phoenix	W 102-88	7-3	Feb. 16	Seattle	L 91-102	37-14
Nov. 19	@ Golden State	W 112-109	8-3	Feb. 19	Cleveland	L 84-103	37-15
Nov. 20	Utah	L 97-113	8-4	Feb. 21	Vancouver	W 99-91	38-15
Nov. 22	San Antonio	W 96-86	9-4	Feb. 23	New York	L 121-127 (OT)	38-16
Nov. 24	Houston	L 85-90	9-5	Feb. 25	@ Houston	L 96-100	38-17
Nov. 26	@ Philadelphia	W 100-88	10-5	Feb. 27	@ Washington	W 122-107	39-17
Nov. 27	@ Boston	L 94-110	10-6	Feb. 28	Atlanta	L 75-84	39-18
Nov. 29	@ Detroit	W 84-76	11-6	Mar. 2	@ Indiana	L 85-101	39-19
Dec. 1	Denver	W 104-96	12-6	Mar. 4	@ Dallas	W 102-92	40-19
Dec. 3	Seattle	W 110-106	13-6	Mar. 7	Houston	L 90-111	40-20
Dec. 4	@ Utah	L 75-101	13-7	Mar. 9	New Jersey	W 115-105	41-20
Dec. 6	Orlando	W 92-81	14-7	Mar. 12	Golden State	W 109-101	42-20
Dec. 8	Minnesota	W 110-86	15-7	Mar. 14	L.A. Clippers	L 95-97	42-21
Dec. 10	@ Sacramento	W 92-90	16-7	Mar. 16	Toronto	W 98-90 (OT)	43-21
Dec. 11	Indiana	W 79-76	17-7	Mar. 17	@ Denver	W 113-94	44-21
Dec. 13	Portland	W 120-119 (OT)	18-7	Mar. 20	@ Cleveland	W 89-76	45-21
Dec. 17	@ Chicago	L 123-129 (OT)	18-8	Mar. 21	@ Miami	W 97-98	45-22
Dec. 18	@ Milwaukee	W 111-105	19-8	Mar. 23	@ Orlando	L 84-110	45-23
Dec. 21	@ Minnesota	L 88-103	19-9	Mar. 24	@ New Jersey	W 109-84	46-23
Dec. 25	@ Phoenix	W 108-87	20-9	Mar. 26	Milwaukee	W 106-84	47-23
Dec. 27	Boston	W 109-102	21-9	Mar. 27	@ Vancouver	W 102-98 (OT)	48-23
Dec. 29	Philadelphia	W 115-102	22-9	Apr. 1	@ Seattle	W 99-97	49-23
Jan. 2	@ Sacramento	W 90-83	23-9	Apr. 2	Denver	W 110-85	50-23
Jan. 3	Sacramento	W 100-93	24-9	Apr. 4	San Antonio	L 83-94	50-24
Jan. 5	@ Vancouver	W 95-82	25-9	Apr. 6	Dallas	W 87-80	51-24
Jan. 6	@ Portland	L 84-88	25-10	Apr. 8	@ Golden State	W 109-85	52-24
Jan. 8	Charlotte	W 101-97	26-10	Apr. 9	@ Utah	L 89-101	52-25
Jan. 10	Miami	W 94-85	27-10	Apr. 11	Phoenix	W 114-98	53-25
Jan. 14	Vancouver	W 91-81	28-10	Apr. 13	Utah	W 100-98	54-25
Jan. 16	Portland	L 98-102	28-11	Apr. 17	Sacramento	W 108-99	55-25
Jan. 18	Detroit	L 97-100 (2OT)	28-12	Apr. 18	@ L.A. Clippers	W 123-95	56-25
Jan. 20	Dallas	W 109-99	29-12	Apr. 20	@ Portland	L 96-100	56-26

* Did not finish season on Laker roster;
† Totals with Lakers only

61-21 - 2ND IN PACIFIC DIVISION

Head Coach: Del Harris
Asst. Coaches: Bill Bertka, Larry Drew, Kurt Rambis
Standing: Robert Horry, Corie Blount,
 Shaquille O'Neal, Sean Rooks,
 Elden Campbell, Mario Bennett
Seated: Nick Van Exel, Eddie Jones, Kobe
 Bryant, Rick Fox, Jon Barry, Shea
 Seals, Derek Fisher



1997-98 REGULAR SEASON STATISTICS / GAME-BY-GAME RESULTS

	G	MIN	FG	FGA	PCT	3P	3A	PCT	FT	FTA	PCT	OFF	DEF	TOT	AST	PF	DQ	STL	TO	BLK	PTS	AVG
O'Neal	60	2175	670	1147	.584	0	---	---	359	681	.527	208	473	681	142	193	1	39	175	144	1699	28.3
Jones	80	2910	486	1005	.484	143	368	.389	234	306	.765	85	217	302	246	164	0	160	146	55	1349	16.9
Bryant	79	2056	391	913	.428	72	220	.341	363	457	.794	79	163	242	199	180	1	74	157	40	1220	15.4
Van Exel	64	2053	311	743	.419	123	316	.389	136	172	.791	31	163	194	442	120	0	64	104	6	881	13.8
Fox	82	2709	363	771	.471	86	265	.325	171	230	.743	78	280	358	276	309	4	100	201	48	983	12.0
Campbell	81	1784	289	624	.463	1	2	.500	237	342	.693	143	312	455	78	209	1	35	115	102	816	10.1
Horry	72	2192	200	420	.476	19	93	.204	117	169	.692	186	356	542	163	238	5	112	99	94	536	7.4
Fisher	82	1760	164	378	.434	31	81	.383	115	152	.757	38	155	193	333	126	1	75	119	5	474	5.8
Bennett	45	354	80	135	.593	1	2	.500	16	44	.364	60	66	126	18	61	0	19	21	11	177	3.9
Blount	70	1029	107	187	.572	0	4	.000	39	78	.500	114	184	298	37	157	2	29	51	25	253	3.6
Rooks	41	425	46	101	.455	0	---	---	47	79	.595	46	72	118	24	68	0	2	19	23	139	3.4
Barry	49	374	38	104	.365	18	61	.295	27	29	.931	8	29	37	51	33	0	24	22	3	121	2.5
Seals	4	9	1	8	.125	0	3	.000	2	4	.500	3	1	4	0	1	0	1	0	0	4	1.0

DATE	OPPONENT	BOX SCORE	W / L	DATE	OPPONENT	BOX SCORE	W / L
Oct. 31	Utah	W 104-87	1-0	Jan. 28	New Jersey	L 95-106	31-11
Nov. 4	@ Sacramento	W 101-98	2-0	Jan. 30	Minnesota	W 121-114	32-11
Nov. 7	New York	W 99-94	3-0	Feb. 1	Chicago	W 112-87	33-11
Nov. 9	Golden State	W 132-97	4-0	Feb. 4	Portland	W 122-115	34-11
Nov. 11	@ Dallas	W 118-96	5-0	Feb. 10	@ Portland	L 105-117	34-12
Nov. 13	@ San Antonio	W 109-100	6-0	Feb. 11	Golden State	W 105-99	35-12
Nov. 14	@ Houston	W 113-103	7-0	Feb. 13	Seattle	L 108-113 (OT)	35-13
Nov. 16	Vancouver	W 121-95	8-0	Feb. 15	Houston	L 88-90	35-14
Nov. 18	@ Utah	W 97-92	9-0	Feb. 18	@ Phoenix	L 103-110	35-15
Nov. 19	Minnesota	W 118-93	10-0	Feb. 19	Denver	W 131-92	36-15
Nov. 23	L.A. Clippers	W 119-102	11-0	Feb. 22	@ Orlando	L 94-96	36-16
Nov. 25	@ Miami	L 86-103	11-1	Feb. 24	@ Milwaukee	W 98-81	37-16
Nov. 26	@ Boston	W 118-103	12-1	Feb. 25	@ Indiana	W 96-89	38-16
Nov. 28	@ Philadelphia	L 95-105	12-2	Feb. 27	@ Minnesota	W 104-91	39-16
Nov. 30	Toronto	W 105-99	13-2	Mar. 1	@ New York	L 89-101	39-17
Dec. 3	@ Denver	W 107-89	14-2	Mar. 2	@ Washington	L 86-96	39-18
Dec. 5	San Antonio	W 98-88	15-2	Mar. 4	Indiana	W 104-95	40-18
Dec. 7	Cleveland	L 84-94	15-3	Mar. 6	San Antonio	W 91-84	41-18
Dec. 8	@ Portland	L 99-105	15-4	Mar. 8	Detroit	W 96-89	42-18
Dec. 10	@ Golden State	L 92-93	15-5	Mar. 11	Portland	W 121-107	43-18
Dec. 12	Houston	W 119-102	16-5	Mar. 12	@ L.A. Clippers	W 108-85	44-18
Dec. 14	Dallas	W 119-89	17-5	Mar. 15	@ Vancouver	W 119-110	45-18
Dec. 16	@ Minnesota	W 109-96	18-5	Mar. 16	@ Seattle	L 89-101	45-19
Dec. 17	@ Chicago	L 83-104	18-6	Mar. 18	Phoenix	W 99-93	46-19
Dec. 19	@ Atlanta	W 98-96	19-6	Mar. 20	Seattle	W 93-80	47-19
Dec. 20	@ Charlotte	W 109-100	20-6	Mar. 22	@ Sacramento	W 96-93	48-19
Dec. 22	@ Houston	W 94-83	21-6	Mar. 23	@ Denver	W 107-86	49-19
Dec. 26	L.A. Clippers	W 118-114 (OT)	22-6	Mar. 25	Sacramento	W 114-91	50-19
Dec. 28	Boston	L 102-108	22-7	Mar. 28	@ Utah	L 91-106	50-20
Dec. 30	Sacramento	W 93-80	23-7	Mar. 29	Washington	W 116-89	51-20
Jan. 2	Atlanta	W 116-106	24-7	Mar. 31	@ Toronto	W 114-105	52-20
Jan. 4	Philadelphia	L 107-113	24-8	Apr. 2	@ New Jersey	W 117-106	53-20
Jan. 6	@ Vancouver	W 100-87	25-8	Apr. 3	@ Cleveland	W 105-93	54-20
Jan. 7	Milwaukee	W 114-102	26-8	Apr. 5	@ Detroit	W 105-103 (OT)	55-20
Jan. 9	@ L.A. Clippers	W 125-115	27-8	Apr. 8	Vancouver	W 113-102	56-20
Jan. 11	Charlotte	L 93-98	27-9	Apr. 10	Phoenix	L 105-114	56-21
Jan. 14	Denver	W 132-114	28-9	Apr. 11	@ Golden State	W 96-84	57-21
Jan. 17	Miami	W 108-99	29-9	Apr. 13	@ San Antonio	W 99-75	58-21
Jan. 19	Orlando	W 92-89	30-9	Apr. 14	@ Dallas	W 111-95	59-21
Jan. 21	@ Phoenix	W 119-109	31-9	Apr. 17	Dallas	W 124-95	60-21
Jan. 24	@ Seattle	L 95-101	31-10	Apr. 19	Utah	W 102-98	61-21

1998-99 LOS ANGELES LAKERS



31-19 - 2ND IN PACIFIC DIVISION

Head Coach: Del Harris, Bill Bertka, Kurt Rambis
Asst. Coaches: Bill Bertka, Larry Drew, Kurt Rambis, Dave Wohl
Standing: J.R. Reid, Sean Rooks, Shaquille O'Neal, Travis Knight, Robert Horry, Glen Rice
Seated: Tyronn Lue, Derek Harper, Ruben Patterson, Rick Fox, Kobe Bryant, Sam Jacobson, Derek Fisher
Not pictured: Corie Blount, Elden Campbell, Eddie Jones, Dennis Rodman

1998-99 REGULAR SEASON STATISTICS / GAME-BY-GAME RESULTS

	G	MIN	FG	FGA	PCT	3P	3A	PCT	FT	FTA	PCT	OFF	DEF	TOT	AST	PF	DQ	STL	TO	BLK	PTS	AVG
O'Neal	49	1705	510	885	.576	0	1	.000	269	498	.540	187	338	525	114	155	4	36	122	82	1289	26.3
Bryant	50	1896	362	779	.465	27	101	.267	245	292	.839	53	211	264	190	153	3	72	157	50	996	19.9
Rice	27	985	171	396	.432	53	135	.393	77	90	.856	9	90	99	71	67	1	17	45	6	472	17.5
Jones*	20	724	96	227	.423	20	64	.313	59	80	.738	20	56	76	61	42	0	35	21	24	271	13.6
Fox	44	944	148	330	.448	32	95	.337	66	89	.742	26	63	89	89	114	1	28	56	10	394	9.0
Campbell*	17	325	44	101	.436	0	0	---	38	62	.613	38	58	96	8	51	2	1	22	16	126	7.4
Harper	45	1120	120	291	.412	43	117	.368	26	32	.813	13	54	67	187	66	0	44	52	4	309	6.9
Fisher	50	1131	99	263	.376	38	97	.392	60	79	.759	21	70	91	197	95	0	61	77	1	296	5.9
Reid†	25	473	44	108	.407	0	1	.000	38	53	.717	24	75	99	23	72	1	15	23	0	126	5.0
Lue	15	188	28	65	.431	7	16	.438	12	21	.571	2	4	6	25	28	0	5	11	0	75	5.0
Horry	38	744	67	146	.459	20	45	.444	34	46	.739	56	96	152	56	103	2	36	49	39	188	4.9
Knight	37	525	67	130	.515	0	1	.000	22	29	.759	34	94	128	31	108	2	21	35	27	156	4.2
Jacobson	2	12	3	5	.600	0	1	.000	2	2	1.00	0	3	3	0	2	0	0	1	0	8	4.0
Rooks	36	315	32	79	.405	0	2	.000	34	48	.708	33	39	72	9	61	0	2	21	9	98	2.7
Patterson	24	144	21	51	.412	1	6	.167	22	31	.710	17	13	30	2	16	0	5	12	3	65	2.7
Blount*	14	162	13	33	.394	0	1	.000	6	12	.500	24	22	46	2	27	0	1	6	4	32	2.3
Rodman	23	657	16	46	.348	0	2	.000	17	39	.436	62	196	258	30	71	0	10	31	12	49	2.1


DATE	OPPONENT	BOX SCORE	W / L	DATE	OPPONENT	BOX SCORE	W / L
Feb. 5	Houston	W 99-91	1-0	Apr. 19	Vancouver	W 117-102	26-16
Feb. 7	Utah	L 91-100	1-1	Apr. 20	@ Golden State	W 106-102 (OT)	27-16
Feb. 8	@ San Antonio	W 80-75	2-1	Apr. 21	@ Portland	L 82-88	27-17
Feb. 10	@ Denver	W 103-98	3-1	Apr. 24	@ San Antonio	L 81-108	27-18
Feb. 11	@ Minnesota	L 75-86	3-2	Apr. 26	@ Houston	L 80-102	27-19
Feb. 14	Indiana	L 99-101	3-3	Apr. 29	Portland	W 108-89	28-19
Feb. 16	Charlotte	W 116-88	4-3	May 2	@ Seattle	W 91-84	29-19
Feb. 17	Dallas	W 101-88	5-3	May 3	Dallas	W 115-102	30-19
Feb. 19	San Antonio	W 106-94	6-3	May 5	Portland	W 119-91	31-19
Feb. 21	@ Seattle	L 89-92	6-4				
Feb. 22	@ Denver	L 113-117 (OT)	6-5				
Feb. 23	@ Vancouver	L 83-93	6-6				
Feb. 25	@ L.A. Clippers	W 115-100	7-6				
Feb. 26	L.A. Clippers	W 99-83	8-6				
Feb. 28	Houston	W 106-90	9-6				
Mar. 1	@ Phoenix	W 97-91	10-6				
Mar. 3	Phoenix	W 101-95	11-6				
Mar. 5	Seattle	W 103-100	12-6				
Mar. 7	@ Utah	W 97-89	13-6				
Mar. 9	@ L.A. Clippers	W 103-99	14-6				
Mar. 10	L.A. Clippers	W 94-75	15-6				
Mar. 12	Golden State	W 89-78	16-6				
Mar. 14	@ Sacramento	L 101-105	16-7				
Mar. 16	@ Minnesota	W 107-101	17-7				
Mar. 18	@ Cleveland	L 93-100	17-8				
Mar. 19	@ Philadelphia	L 90-105	17-9				
Mar. 21	@ Orlando	W 115-104	18-9				
Mar. 22	@ Dallas	W 96-93	19-9				
Mar. 24	Phoenix	L 101-106	19-10				
Mar. 26	Sacramento	L 109-111	19-11				
Mar. 28	New York	W 99-91	20-11				
Mar. 29	Vancouver	W 116-98	21-11				
Apr. 2	@ Phoenix	W 91-90	22-11				
Apr. 3	Golden State	L 76-81	22-12				
Apr. 5	Denver	W 117-104	23-12				
Apr. 6	Utah	L 93-106	23-13				
Apr. 7	@ Sacramento	W 104-89	24-13				
Apr. 9	Minnesota	L 96-89	25-13				
Apr. 11	Seattle	L 109-113	25-14				
Apr. 13	@ Portland	L 86-113	25-15				
Apr. 17	@ Utah	L 93-109	25-16				

* Did not finish season on Laker roster;
† Totals with Lakers only

67-15 - 1ST IN PACIFIC DIVISION

Head Coach: Phil Jackson
 Asst. Coaches: Jim Cleamons, Frank Hamblen,
 Tex Winter, Bill Bertka
 Standing: Tyronn Lue, Devean George,
 Ron Harper, Rick Fox,
 Kobe Bryant, Brian Shaw,
 John Celestand, Derek Fisher
 Seated: Glen Rice, Robert Horry,
 Shaquille O'Neal, Travis Knight,
 John Salley, A.C. Green
 Not pictured: Sam Jacobson

NBA Champions



1999-00 REGULAR SEASON STATISTICS / GAME-BY-GAME RESULTS

	G	MIN	FG	FGA	PCT	3P	3A	PCT	FT	FTA	PCT	OFF	DEF	TOT	AST	PF	DQ	STL	TO	BLK	PTS	AVG
O'Neal	79	3163	956	1665	.574	0	1	.000	432	824	.524	336	742	1078	299	255	2	36	223	239	2344	29.7
Bryant	66	2524	554	1183	.468	46	144	.319	331	403	.821	108	308	416	323	220	4	106	182	62	1485	22.5
Rice	80	2530	421	980	.430	83	229	.367	346	396	.874	56	271	327	176	179	0	47	114	12	1272	15.9
Harper	80	2042	212	531	.399	33	106	.311	100	147	.680	96	241	337	270	164	0	85	132	39	557	7.0
Fox	82	1473	206	498	.414	59	191	.326	63	78	.808	63	135	198	138	203	1	52	87	26	534	6.5
Fisher	78	1803	167	483	.346	52	166	.313	105	145	.724	22	121	143	216	150	1	80	75	3	491	6.3
Lue	8	146	19	39	.487	4	8	.500	6	8	.750	2	10	12	17	17	0	3	9	0	48	6.0
Horry	76	1685	159	363	.438	29	94	.309	89	113	.788	133	228	361	118	189	0	84	73	80	436	5.7
Green	82	1929	173	387	.447	1	4	.250	66	95	.695	160	326	486	80	127	0	53	53	18	413	5.0
Shaw	74	1249	123	322	.382	18	58	.310	41	54	.759	45	171	216	201	105	0	35	75	14	305	4.1
Jacobson*	3	18	5	9	.556	0	0	---	0	2	.000	0	1	1	2	1	0	1	2	0	10	3.3
George	49	345	56	144	.389	16	47	.340	27	41	.659	29	46	75	12	54	0	10	21	4	155	3.2
Celestand	16	185	15	45	.333	2	9	.222	5	6	.833	1	10	11	20	22	0	7	16	0	37	2.3
Knight	63	410	46	118	.390	0	0	---	17	28	.607	46	83	129	23	88	1	6	26	23	109	1.7
Salley	45	303	25	69	.362	0	0	---	21	28	.750	20	45	65	26	67	1	8	18	14	71	1.6

DATE	OPPONENT	BOX SCORE	W / L	DATE	OPPONENT	BOX SCORE	W / L
Nov. 2	@ Utah	W 91-84	1-0	Jan. 24	@ Utah	L 101-105 (2OT)	33-9
Nov. 3	Vancouver	W 103-88	2-0	Jan. 28	Milwaukee	W 117-89	34-9
Nov. 6	@ Portland	L 82-97	2-1	Jan. 30	@ Houston	L 83-89	34-10
Nov. 7	Dallas	W 105-97	3-1	Feb. 1	@ San Antonio	L 81-105	34-11
Nov. 9	@ Dallas	W 123-101	4-1	Feb. 4	Utah	W 113-67	35-11
Nov. 10	@ Houston	W 89-88	5-1	Feb. 7	Denver	W 106-98	36-11
Nov. 12	Houston	L 81-97	5-2	Feb. 9	Minnesota	W 114-81	37-11
Nov. 14	Atlanta	W 93-88	6-2	Feb. 15	@ Chicago	W 88-76	38-11
Nov. 15	@ Phoenix	W 91-82	7-2	Feb. 16	@ Charlotte	W 92-85	39-11
Nov. 18	@ Denver	L 82-93	7-3	Feb. 18	@ Orlando	W 107-99 (OT)	40-11
Nov. 19	Chicago	W 103-95	8-3	Feb. 20	@ Philadelphia	W 87-84	41-11
Nov. 21	Toronto	L 102-111	8-4	Feb. 22	@ New Jersey	W 97-89	42-11
Nov. 24	Utah	W 90-82	9-4	Feb. 23	@ Cleveland	W 116-98	43-11
Nov. 26	New Jersey	W 103-80	10-4	Feb. 25	Boston	W 109-96	44-11
Nov. 30	@ Seattle	W 101-77	11-4	Feb. 27	Houston	W 101-85	45-11
Dec. 1	Golden State	W 93-75	12-4	Feb. 29	@ Portland	W 90-87	46-11
Dec. 3	Portland	W 93-80	13-4	Mar. 1	Vancouver	W 103-91	47-11
Dec. 5	Orlando	W 117-100	14-4	Mar. 3	Indiana	W 107-92	48-11
Dec. 7	Washington	W 91-80	15-4	Mar. 5	Miami	W 93-80	49-11
Dec. 8	@ Sacramento	L 91-103	15-5	Mar. 6	@ L.A. Clippers	W 123-103	50-11
Dec. 11	@ Vancouver	W 106-94	16-5	Mar. 9	@ Golden State	W 109-92	51-11
Dec. 12	Detroit	W 101-93	17-5	Mar. 12	Sacramento	W 109-106	52-11
Dec. 14	L.A. Clippers	W 95-68	18-5	Mar. 13	@ Denver	W 118-108	53-11
Dec. 16	@ Atlanta	W 95-88	19-5	Mar. 16	@ Washington	L 102-109	53-12
Dec. 17	@ Minnesota	W 97-88	20-5	Mar. 17	@ Detroit	W 110-82	54-12
Dec. 19	@ Toronto	W 94-88	21-5	Mar. 19	@ New York	W 92-85	55-12
Dec. 20	@ Boston	W 99-90	22-5	Mar. 20	@ Miami	W 100-89	56-12
Dec. 25	San Antonio	W 99-93	23-5	Mar. 22	Golden State	W 119-96	57-12
Dec. 27	Dallas	W 108-106	24-5	Mar. 24	Phoenix	W 109-101	58-12
Dec. 29	Phoenix	W 103-87	25-5	Mar. 26	@ Sacramento	W 90-89	59-12
Jan. 4	@ L.A. Clippers	W 122-98	26-5	Mar. 29	@ Vancouver	W 108-99	60-12
Jan. 5	L.A. Clippers	W 118-101	27-5	Mar. 31	Philadelphia	W 100-88	61-12
Jan. 7	Charlotte	W 87-83	28-5	Apr. 2	New York	W 106-82	62-12
Jan. 8	@ Seattle	W 110-100	29-5	Apr. 4	@ Phoenix	W 84-83	63-12
Jan. 10	Denver	W 130-95	30-5	Apr. 5	@ Golden State	W 111-104	64-12
Jan. 12	@ Milwaukee	W 103-94	31-5	Apr. 8	San Antonio	L 80-98	64-13
Jan. 14	@ Indiana	L 102-111	31-6	Apr. 10	Seattle	W 106-103 (OT)	65-13
Jan. 15	@ Minnesota	W 104-91	32-6	Apr. 14	Sacramento	W 121-114	66-13
Jan. 17	Seattle	L 81-82	32-7	Apr. 16	Minnesota	W 101-95	67-13
Jan. 19	Cleveland	W 95-86	33-7	Apr. 18	@ Dallas	L 102-112	67-14
Jan. 22	Portland	L 91-95	33-8	Apr. 19	@ San Antonio	L 98-103 (OT)	67-15

* Did not finish season on Laker roster

2000-01 LOS ANGELES LAKERS



56-26 - 1ST IN PACIFIC DIVISION

Head Coach: Phil Jackson

Asst. Coaches: Jim Cleamons, Frank Hamblen, Tex Winter, Bill Bertka

Standing: Tyronn Lue, Mike Penberthy, Ron Harper, Rick Fox, Kobe Bryant, Brian Shaw, J.R. Rider, Derek Fisher

Seated: Devean George, Stanislav Medvedenko, Greg Foster, Shaquille O'Neal, Horace Grant, Robert Horry, Mark Madsen

NBA Champions

2000-01 REGULAR SEASON STATISTICS / GAME-BY-GAME RESULTS

	G	MIN	FG	FGA	PCT	3P	3A	PCT	FT	FTA	PCT	OFF	DEF	TOT	AST	PF	DQ	STL	TO	BLK	PTS	AVG
O'Neal	74	2924	813	1422	.572	0	2	.000	499	972	.513	291	649	940	277	256	6	47	218	204	2125	28.7
Bryant	68	2783	701	1510	.464	61	200	.305	475	557	.853	104	295	399	338	222	3	114	220	43	1938	28.5
Fisher	20	709	77	187	.412	25	63	.397	50	62	.806	5	54	59	87	50	0	39	29	2	229	11.5
Fox	82	2291	287	646	.444	118	300	.393	95	122	.779	80	245	325	262	225	1	70	136	29	787	9.6
Grant	77	2390	263	569	.462	0	3	.000	131	169	.775	220	325	545	121	181	2	51	48	61	657	8.5
Rider	67	1206	201	472	.426	34	92	.370	71	83	.855	44	112	156	111	105	0	27	98	7	507	7.6
Harper	47	1139	127	271	.469	19	72	.264	34	48	.708	46	120	166	113	70	0	39	62	25	307	6.5
Shaw	80	1833	164	411	.399	42	135	.311	51	64	.797	48	256	304	258	159	1	49	97	27	421	5.3
Horry	79	1587	147	380	.387	54	156	.346	59	83	.711	93	203	296	128	210	3	54	79	54	407	5.2
Penberthy	53	851	92	222	.414	55	139	.396	28	31	.903	10	53	63	71	57	0	22	34	2	267	5.0
Medvedenko	7	39	12	25	.480	1	1	1.00	7	12	.583	1	8	9	2	9	0	1	3	1	32	4.6
Lue	38	468	50	117	.427	11	34	.324	19	24	.792	5	27	32	45	54	1	19	27	0	130	3.4
George	59	593	64	207	.309	15	68	.221	39	55	.709	35	75	110	19	87	1	15	34	15	182	3.1
Foster	62	451	56	133	.421	3	9	.333	10	14	.714	29	83	112	32	76	0	9	25	12	125	2.0
Madsen	70	641	55	113	.487	1	1	1.00	26	37	.703	74	78	152	24	111	2	8	27	8	137	2.0

DATE	OPPONENT	BOX SCORE	W / L	DATE	OPPONENT	BOX SCORE	W / L
Oct. 30	@ Portland	W 96-86	1-0	Jan. 28	@ New York	L 81-91	27-15
Nov. 1	Utah	L 92-97	1-1	Jan. 30	@ Cleveland	W 102-96	28-15
Nov. 4	@ Vancouver	W 98-89	2-1	Jan. 31	@ Minnesota	L 83-96	28-16
Nov. 5	L.A. Clippers	W 108-103	3-1	Feb. 2	Charlotte	W 93-87	29-16
Nov. 7	@ Houston	L 74-84	3-2	Feb. 4	Sacramento	W 100-94	30-16
Nov. 8	@ San Antonio	L 81-91	3-3	Feb. 7	Phoenix	W 85-83	31-16
Nov. 12	Houston	W 105-99	4-3	Feb. 13	@ New Jersey	W 113-110 (OT)	32-16
Nov. 14	Denver	W 119-103	5-3	Feb. 14	@ Philadelphia	L 97-112	32-17
Nov. 16	@ Sacramento	W 112-110 (OT)	6-3	Feb. 16	@ Charlotte	W 99-94	33-17
Nov. 18	@ Denver	L 86-87	6-4	Feb. 18	@ Indiana	L 109-110	33-18
Nov. 19	Chicago	W 104-96	7-4	Feb. 20	@ Dallas	W 119-109	34-18
Nov. 22	Golden State	W 111-91	8-4	Feb. 21	@ San Antonio	W 101-99	35-18
Nov. 24	Minnesota	W 115-108	9-4	Feb. 23	Atlanta	W 113-106	36-18
Nov. 27	@ L.A. Clippers	W 98-83	10-4	Feb. 25	Orlando	W 106-100	37-18
Nov. 28	Indiana	W 124-107	11-4	Feb. 28	@ Denver	L 101-107	37-19
Nov. 30	@ Seattle	L 88-121	11-5	Mar. 3	@ Vancouver	W 98-88	38-19
Dec. 1	San Antonio	W 109-100	12-5	Mar. 4	Golden State	W 110-95	39-19
Dec. 3	Dallas	W 99-97	13-5	Mar. 6	@ Golden State	W 97-85	40-19
Dec. 5	Philadelphia	W 96-85	14-5	Mar. 7	Toronto	W 97-85	41-19
Dec. 6	@ Golden State	L 122-125 (OT)	14-6	Mar. 9	San Antonio	L 89-93 (OT)	41-20
Dec. 8	Seattle	L 95-103	14-7	Mar. 11	Seattle	L 97-109 (OT)	41-21
Dec. 10	Detroit	W 112-88	15-7	Mar. 13	Boston	W 112-107	42-21
Dec. 12	Milwaukee	L 105-109	15-8	Mar. 15	@ Detroit	W 125-119 (OT)	43-21
Dec. 13	@ Portland	L 86-96	15-9	Mar. 16	@ Washington	W 101-89	44-21
Dec. 15	Vancouver	W 98-76	16-9	Mar. 18	@ Orlando	W 95-90	45-21
Dec. 17	@ Toronto	W 104-101 (OT)	17-9	Mar. 19	@ Atlanta	L 106-108	45-22
Dec. 19	@ Miami	W 81-79	18-9	Mar. 21	@ Milwaukee	L 100-107	45-23
Dec. 21	@ Houston	W 99-94	19-9	Mar. 23	Washington	W 104-91	46-23
Dec. 22	@ Dallas	W 108-103	20-9	Mar. 25	@ Sacramento	W 84-72	47-23
Dec. 25	Portland	L 104-109	20-10	Mar. 26	@ Phoenix	L 83-104	47-24
Dec. 28	@ Phoenix	W 115-78	21-10	Mar. 28	Sacramento	L 84-108	47-25
Dec. 30	@ L.A. Clippers	W 116-114 (OT)	22-10	Mar. 30	Dallas	W 98-89	48-25
Jan. 3	Utah	W 82-71	23-10	Apr. 1	New York	L 78-79	48-26
Jan. 7	L.A. Clippers	L 95-118	23-11	Apr. 3	@ Utah	W 96-88	49-26
Jan. 12	Cleveland	W 101-98	24-11	Apr. 5	@ Chicago	W 100-88	50-26
Jan. 13	@ Utah	L 103-111	24-12	Apr. 6	@ Boston	W 100-96	51-26
Jan. 15	Vancouver	W 113-112 (OT)	25-12	Apr. 8	@ Minnesota	W 104-99	52-26
Jan. 19	Houston	W 114-101	26-12	Apr. 10	Phoenix	W 106-80	53-26
Jan. 21	Miami	L 92-103	26-13	Apr. 12	Minnesota	W 119-102	54-26
Jan. 23	@ Seattle	L 80-91	26-14	Apr. 15	Portland	W 105-100	55-26
Jan. 26	New Jersey	W 113-101	27-14	Apr. 17	Denver	W 108-91	56-26

58-24 - 2ND IN PACIFIC DIVISION

Head Coach: Phil Jackson

Asst. Coaches: Jim Cleamons, Frank Hamblen,
Kurt Rambis, Tex Winter

Standing: Lindsey Hunter, Brian Shaw, Rick Fox,
Kobe Bryant, Mitch Richmond, Derek Fisher

Seated: Devean George, Jelani McCoy,
Stanislav Medvedenko, Shaquille O'Neal, Samaki Walker, Robert Horry,
Mark Madsen

Not pictured: Joe Crispin, Mike Penberthy

NBA Champions



2001-2002 REGULAR SEASON STATISTICS / GAME-BY-GAME RESULTS

	G	MIN	FG	FGA	PCT	3P	3A	PCT	FT	FTA	PCT	OFF	DEF	TOT	AST	PF	DQ	STL	TO	BLK	PTS	AVG
O'Neal	67	2422	712	1229	.579	0	1	.000	398	717	.555	235	480	715	200	199	2	41	171	137	1822	27.2
Bryant	80	3063	749	1597	.469	33	132	.250	488	589	.829	112	329	441	438	228	1	118	223	35	2019	25.2
Fisher	70	1974	274	666	.411	144	349	.413	94	111	.847	15	131	146	181	121	0	66	62	9	786	11.2
Fox	82	2289	255	605	.421	65	208	.313	70	85	.824	90	299	389	283	244	2	67	132	21	645	7.9
George	82	1759	215	523	.411	66	178	.371	85	126	.675	78	225	303	111	190	3	71	66	42	581	7.1
Horry	81	2140	183	460	.398	76	203	.374	108	138	.783	130	349	479	232	208	1	77	88	89	550	6.8
Walker	69	1655	187	365	.512	0	0	---	86	129	.667	129	352	481	64	170	1	28	53	88	460	6.7
Hunter	82	1616	187	490	.382	79	208	.380	20	40	.500	18	103	121	129	120	0	66	55	19	473	5.8
Medvedenko	71	729	145	304	.477	0	4	.000	41	62	.661	85	73	158	43	119	0	29	42	11	331	4.7
Richmond	64	709	100	247	.405	18	62	.290	42	44	.955	14	80	94	57	61	0	18	40	6	260	4.1
Shaw	58	631	61	173	.353	29	88	.330	18	26	.692	19	93	112	89	43	0	25	32	3	169	2.9
Madsen	59	650	66	146	.452	0	2	.000	35	54	.648	89	73	162	44	104	0	16	22	13	167	2.8
Crispin*	6	27	3	12	.250	0	4	.000	4	5	.800	0	1	1	2	2	0	1	1	0	10	1.7
Penberthy	3	12	1	2	.500	0	0	---	3	4	.750	0	2	2	2	0	0	2	0	0	5	1.7
McCoy	21	104	12	21	.571	0	0	---	2	8	.250	8	17	25	7	14	0	0	8	5	26	1.2

DATE	OPPONENT	BOX SCORE	W / L
Oct. 30	Portland	W 98-87	1-0
Nov. 1	@ Utah	W 105-101	2-0
Nov. 2	Phoenix	W 117-94	3-0
Nov. 4	Utah	W 100-96	4-0
Nov. 9	Memphis	W 110-86	5-0
Nov. 11	Orlando	W 108-95	6-0
Nov. 15	@ Houston	W 98-97 (OT)	7-0
Nov. 16	@ Phoenix	L 83-95	7-1
Nov. 18	Sacramento	W 93-85	8-1
Nov. 20	@ LA Clippers	W 98-93	9-1
Nov. 21	@ Denver	W 89-68	10-1
Nov. 23	Golden State	W 106-90	11-1
Nov. 25	Denver	W 105-98	12-1
Nov. 27	Milwaukee	W 104-85	13-1
Nov. 30	@ Seattle	W 107-92	14-1
Dec. 1	Minnesota	W 102-76	15-1
Dec. 5	Dallas	W 98-94	16-1
Dec. 7	@ Sacramento	L 91-97	16-2
Dec. 11	Seattle	L 93-104	16-3
Dec. 14	LA Clippers	W 110-80	17-3
Dec. 16	Golden State	W 101-85	18-3
Dec. 20	@ Houston	W 107-101	19-3
Dec. 21	@ Memphis	L 108-114	19-4
Dec. 25	Philadelphia	W 88-82	20-4
Dec. 26	@ Golden State	L 90-101	20-5
Dec. 28	Toronto	L 86-89	20-6
Dec. 30	Houston	W 114-90	21-6
Jan. 2	@ Denver	W 87-86	22-6
Jan. 4	Phoenix	W 118-86	23-6
Jan. 6	@ Toronto	W 109-89	24-6
Jan. 8	@ Detroit	W 121-92	25-6
Jan. 9	@ Indiana	W 109-90	26-6
Jan. 11	@ Minnesota	L 102-120	26-7
Jan. 12	@ Chicago	L 104-106 (OT)	26-8
Jan. 14	Memphis	W 120-81	27-8
Jan. 16	Miami	L 96-102	27-9
Jan. 19	@ San Antonio	W 98-81	28-9
Jan. 22	Denver	L 91-107	28-10
Jan. 23	@ LA Clippers	L 90-95	28-11
Jan. 25	San Antonio	W 94-91	29-11
Jan. 27	@ Philadelphia	L 87-93	29-12

DATE	OPPONENT	BOX SCORE	W / L
Jan. 29	@ Atlanta	W 127-93	30-12
Jan. 30	@ Orlando	W 111-93	31-12
Feb. 1	@ Memphis	W 100-85	32-12
Feb. 3	@ Dallas	W 101-94	33-12
Feb. 6	Chicago	L 89-97	33-13
Feb. 12	Washington	W 103-94	34-13
Feb. 14	@ Seattle	W 92-87	35-13
Feb. 15	Atlanta	L 90-93	35-14
Feb. 17	@ Portland	L 105-111	35-15
Feb. 19	Boston	L 108-109	35-16
Feb. 21	@ Cleveland	W 104-97	36-16
Feb. 22	@ Charlotte	W 96-94	37-16
Feb. 24	@ New York	W 107-91	38-16
Feb. 26	@ Milwaukee	W 99-89	39-16
Feb. 27	@ Minnesota	L 101-112	39-17
Mar. 1	Indiana	W 96-84	40-17
Mar. 3	Houston	W 95-79	41-17
Mar. 5	New Jersey	W 101-92	42-17
Mar. 6	@ Utah	L 84-92	42-18
Mar. 10	New York	W 117-103	43-18
Mar. 12	Charlotte	W 107-66	44-18
Mar. 14	@ Golden State	W 110-102	45-18
Mar. 15	LA Clippers	W 98-92	46-18
Mar. 17	Dallas	W 105-103	47-18
Mar. 19	@ Dallas	L 98-114	47-19
Mar. 20	@ San Antonio	L 90-108	47-20
Mar. 22	Detroit	W 94-82	48-20
Mar. 24	@ Sacramento	W 97-96	49-20
Mar. 26	Cleveland	W 121-116	50-20
Mar. 27	@ Phoenix	L 106-118	51-21
Mar. 29	Portland	W 91-79	51-21
Mar. 31	San Antonio	W 96-95	52-21
Apr. 2	@ Washington	W 113-93	53-21
Apr. 3	@ New Jersey	L 92-94	53-22
Apr. 5	@ Boston	L 81-99	53-23
Apr. 7	@ Miami	W 96-88	54-23
Apr. 9	Utah	W 112-82	55-23
Apr. 11	Minnesota	W 96-83	56-23
Apr. 14	@ Portland	L 120-128 (2OT)	56-24
Apr. 15	Seattle	W 111-104	57-24
Apr. 17	Sacramento	W 109-95	58-24

* Did not finish season on Laker roster

2002-03 LOS ANGELES LAKERS



50-32 - 2ND IN PACIFIC DIVISION

Head Coach: Phil Jackson
Asst. Coaches: Jim Cleamons, Frank Hamblen, Kurt Rambis, Tex Winter
Standing: Jannero Pargo, Brian Shaw, Rick Fox, Kobe Bryant, Kareem Rush, Derek Fisher
Seated: Devean George, Tracy Murray, Stanislav Medvedenko, Shaquille O'Neal, Samaki Walker, Robert Horry, Mark Madsen
Not pictured: Soumaila Samake

2002-03 REGULAR SEASON STATISTICS / GAME-BY-GAME RESULTS

	G	MIN	FG	FGA	PCT	3P	3A	PCT	FT	FTA	PCT	OFF	DEF	TOT	AST	PF	DQ	STL	TO	BLK	PTS	AVG
Bryant	82	3401	868	1924	.451	124	324	.383	601	713	.843	106	458	564	481	218	0	181	288	67	2461	30.0
O'Neal	67	2535	695	1211	.574	0	0	---	451	725	.622	259	483	742	206	229	4	38	196	159	1841	27.5
Fisher	82	2829	339	775	.437	85	212	.401	100	125	.800	40	199	239	298	195	4	93	94	15	863	10.5
Fox	76	2181	262	621	.422	105	280	.375	52	69	.754	64	259	323	253	215	4	69	121	14	681	9.0
George	71	1613	180	461	.390	49	132	.371	83	105	.790	91	195	286	92	180	2	56	65	38	492	6.9
Horry	80	2343	184	476	.387	51	177	.288	103	134	.769	181	333	514	233	247	2	96	112	61	522	6.5
Walker	67	1243	115	274	.420	0	1	---	66	101	.653	115	253	368	64	143	4	20	56	55	296	4.4
Medvedenko	58	620	112	258	.434	0	2	---	31	43	.721	66	75	141	18	118	0	11	37	8	255	4.4
Shaw	72	900	101	261	.387	38	109	.349	10	15	.667	20	99	119	103	62	0	32	54	13	250	3.5
Madsen	54	781	69	163	.423	0	0	---	36	61	.590	86	73	159	38	116	0	15	27	19	174	3.2
Rush	76	872	96	244	.393	19	68	.279	16	23	.696	26	68	94	68	71	0	10	63	11	227	3.0
Pargo	34	342	37	93	.398	7	24	.292	4	4	1.00	9	28	37	39	45	0	13	23	2	85	2.5
Murray	31	193	23	71	.324	8	38	.211	7	9	.778	5	18	23	12	22	0	5	14	3	61	2.0
Samake	13	77	10	24	.417	0	0	---	2	2	1.00	10	13	23	4	13	0	2	5	22	1.7	

DATE	OPPONENT	BOX SCORE	W / L	DATE	OPPONENT	BOX SCORE	W / L
Oct. 29	San Antonio	L 82-87	0-1	Jan. 24	New Jersey	L 83-89	19-23
Oct. 30	@ Portland	L 90-102	0-2	Jan. 29	@ Phoenix	W 99-90	20-23
Nov. 1	@ LA Clippers	W 108-93	1-2	Jan. 31	@ Sacramento	W 124-113	21-23
Nov. 3	Portland	W 98-95 (OT)	2-2	Feb. 1	Utah	W 99-87	22-23
Nov. 5	@ Cleveland	L 70-89	2-3	Feb. 4	@ Indiana	W 97-94	23-23
Nov. 7	@ Boston	L 95-98 (OT)	2-4	Feb. 6	@ New York	W 114-109	24-23
Nov. 8	@ Washington	L 99-100	2-5	Feb. 11	Denver	W 121-93	25-23
Nov. 12	Atlanta	L 83-95	2-6	Feb. 12	@ Denver	W 113-102	26-23
Nov. 15	Golden State	W 96-89 (OT)	3-6	Feb. 14	San Antonio	L 95-103	26-24
Nov. 17	Houston	L 89-93	3-7	Feb. 16	New York	L 110-117	26-25
Nov. 19	@ Dallas	L 72-98	3-8	Feb. 18	Houston	W 106-99 (2OT)	27-25
Nov. 20	@ San Antonio	L 88-95	3-9	Feb. 19	@ Utah	W 93-87	28-25
Nov. 22	Chicago	W 86-73	4-9	Feb. 21	Portland	W 92-84	29-25
Nov. 24	Milwaukee	W 111-99	5-9	Feb. 23	Seattle	W 106-101	30-25
Nov. 26	@ Miami	L 85-97	5-10	Feb. 25	LA Clippers	W 109-98	31-25
Nov. 27	@ Orlando	L 102-112	5-11	Feb. 27	Detroit	W 95-85	32-25
Nov. 29	@ Memphis	W 112-106 (OT)	6-11	Feb. 28	@ Seattle	L 90-107	32-26
Dec. 1	Minnesota	L 107-110	6-12	Mar. 5	Indiana	W 97-95	33-26
Dec. 3	Memphis	W 101-91	7-12	Mar. 7	Minnesota	W 106-96	34-26
Dec. 4	@ Utah	L 85-93	7-13	Mar. 9	Philadelphia	W 106-92	35-26
Dec. 6	Dallas	W 105-103	8-13	Mar. 11	@ Chicago	L 99-116	35-27
Dec. 8	Utah	W 110-101	9-13	Mar. 12	@ Detroit	L 88-111	35-28
Dec. 10	@ Golden State	L 102-106	9-14	Mar. 14	@ Minnesota	W 106-99	36-28
Dec. 13	New Orleans	L 82-98	9-15	Mar. 15	@ Milwaukee	W 98-94	37-28
Dec. 15	Orlando	W 107-84	10-15	Mar. 17	@ LA Clippers	W 102-85	38-28
Dec. 17	@ Minnesota	L 80-96	10-16	Mar. 20	@ Sacramento	L 99-107	38-29
Dec. 19	@ New Jersey	L 71-89	10-17	Mar. 21	Boston	W 104-96	39-29
Dec. 20	@ Philadelphia	L 104-107 (OT)	10-18	Mar. 23	@ San Antonio	L 89-98	39-30
Dec. 22	@ Toronto	W 109-107 (OT)	11-18	Mar. 25	@ Atlanta	W 108-91	40-30
Dec. 25	Sacramento	L 99-105	11-19	Mar. 26	@ Houston	W 96-93	41-30
Dec. 28	@ Denver	W 112-93	12-19	Mar. 28	Washington	W 108-94	42-30
Dec. 29	Toronto	W 104-88	13-19	Mar. 30	@ Seattle	L 98-119	42-31
Jan. 4	@ Phoenix	L 93-107	13-20	Mar. 31	Memphis	W 110-94	43-31
Jan. 5	Phoenix	W 109-97	14-20	Apr. 3	@ Dallas	W 100-89	44-31
Jan. 7	Seattle	W 119-98	15-20	Apr. 4	@ Memphis	W 102-101	45-31
Jan. 10	Cleveland	W 115-99	16-20	Apr. 6	Phoenix	W 115-113	46-31
Jan. 12	Miami	W 106-81	17-20	Apr. 8	Dallas	W 108-99	47-31
Jan. 15	@ New Orleans	W 90-82	18-20	Apr. 10	Sacramento	W 117-104	48-31
Jan. 17	@ Houston	L 106-108 (OT)	18-21	Apr. 13	@ Portland	L 99-101	48-32
Jan. 20	LA Clippers	W 96-92	19-21	Apr. 15	Denver	W 126-104	49-32
Jan. 22	Golden State	L 110-114	19-22	Apr. 16	@ Golden State	W 117-111	50-32

56-26 - 1ST IN PACIFIC DIVISION

Head Coach: Phil Jackson
Asst. Coaches: Jim Cleamons, Frank Hamblen, Kurt Rambis, Tex Winter
Standing: Gary Payton, Byron Russell, Jamal Sampson, Stanislav Medvedenko, Kobe Bryant, Kareem Rush, Derek Fisher
Seated: Devean George, Horace Grant, Rick Fox, Shaquille O'Neal, Karl Malone, Luke Walton, Brian Cook
Not pictured: Maurice Carter, Jannero Pargo, Ime Udoka

Western Conference Champions



2003-2004 REGULAR SEASON STATISTICS / GAME-BY-GAME RESULTS

	G	MIN	FG	FGA	PCT	3P	3A	PCT	FT	FTA	PCT	OFF	DEF	TOT	AST	PF	DQ	STL	TO	BLK	PTS	AVG
Bryant	65	2447	516	1178	.438	71	217	.327	454	533	.852	103	256	359	330	176	0	112	171	28	1557	24.0
O'Neal	67	2464	554	948	.584	0	0	---	331	676	.490	246	523	769	196	225	3	34	195	166	1439	21.5
Payton	82	2825	482	1024	.471	55	165	.333	180	252	.714	72	270	342	449	169	0	96	151	19	1199	14.6
Malone	42	1373	193	400	.483	0	1	.000	168	225	.747	61	306	367	163	116	1	50	103	20	554	13.2
Medvedenko	68	1442	237	537	.441	0	3	.000	89	116	.767	148	195	343	57	191	1	38	59	18	563	8.3
George	82	1951	233	571	.408	65	186	.349	73	96	.760	87	245	332	112	189	4	81	88	38	604	7.4
Fisher	82	1769	203	576	.352	52	179	.291	122	153	.797	30	122	152	187	115	0	103	79	4	580	7.1
Rush	72	1244	190	432	.440	48	138	.348	31	52	.596	20	77	97	59	109	0	33	48	20	459	6.4
Carter*	4	50	5	14	.357	1	3	.333	11	12	.917	0	3	3	2	5	0	0	6	0	22	5.5
Fox	38	846	73	186	.392	15	61	.246	22	30	.733	29	73	102	98	99	2	29	48	4	183	4.8
Cook	35	442	67	141	.475	0	5	.000	21	28	.750	31	70	101	20	64	0	16	17	16	155	4.4
Grant	55	1106	92	224	.411	0	1	.000	39	54	.722	79	154	233	71	70	1	24	29	21	223	4.1
Russell	72	945	98	244	.402	43	112	.384	50	65	.769	32	114	146	71	110	0	32	37	12	289	4.0
Sampson	10	130	11	23	.478	0	0	---	7	12	.583	23	29	52	7	16	0	2	6	4	29	2.9
Walton	72	730	65	153	.425	13	39	.333	31	44	.705	39	88	127	113	70	1	28	44	8	174	2.4
Udoka	4	28	3	9	.333	0	1	.000	2	4	.500	1	4	5	2	3	0	2	3	1	8	2.0
Pargo*	13	63	6	16	.375	2	4	.500	0	0	---	0	6	6	11	5	0	2	12	0	14	1.1

DATE	OPPONENT	BOX SCORE	W / L	DATE	OPPONENT	BOX SCORE	W / L
Oct. 28	Dallas	W 109-93	1-0	Jan. 28	Seattle	W 96-82	27-15
Nov. 1	@ Phoenix	W 103-99	2-0	Jan. 30	Minnesota	L 84-97	27-16
Nov. 2	Golden State	W 87-72	3-0	Feb. 1	@ Toronto	W 84-83	28-16
Nov. 4	@ Milwaukee	W 113-107	4-0	Feb. 2	@ Indiana	L 72-85	28-17
Nov. 6	@ San Antonio	W 120-117 (2OT)	5-1	Feb. 4	@ Cleveland	W 111-106 (OT)	29-17
Nov. 7	@ New Orleans	L 95-114	5-0	Feb. 5	@ Philadelphia	L 73-96	29-18
Nov. 10	@ Memphis	L 95-105	5-2	Feb. 8	@ Orlando	W 98-96	30-18
Nov. 12	Toronto	W 94-79	6-2	Feb. 10	@ Miami	W 98-83	31-18
Nov. 14	Detroit	W 94-89	7-2	Feb. 11	@ Houston	L 87-102	31-19
Nov. 16	Miami	W 99-77	8-2	Feb. 17	Portland	W 89-86	32-19
Nov. 18	@ Detroit	L 96-106	8-3	Feb. 18	@ Golden State	W 100-99	33-19
Nov. 19	@ New York	W 104-83	9-3	Feb. 20	Philadelphia	W 116-88	34-19
Nov. 21	Chicago	W 101-94	10-3	Feb. 22	@ Phoenix	W 104-92	35-19
Nov. 23	Memphis	W 121-89	11-3	Feb. 25	@ Denver	W 112-111	36-19
Nov. 26	Washington	W 120-99	12-3	Feb. 26	Sacramento	L 101-103	36-20
Nov. 28	San Antonio	W 103-87	13-3	Feb. 28	@ Washington	W 122-110	37-20
Nov. 30	Indiana	W 99-77	14-3	Feb. 29	@ New Jersey	W 100-83	38-20
Dec. 3	@ San Antonio	W 90-86	15-3	Mar. 2	@ Atlanta	L 93-94	38-21
Dec. 4	@ Dallas	W 114-103	16-3	Mar. 3	@ Houston	W 96-93	39-21
Dec. 7	Utah	W 94-92	17-3	Mar. 5	Seattle	W 99-91	40-21
Dec. 9	New York	W 98-90	18-3	Mar. 7	New Jersey	W 94-88	41-21
Dec. 12	Dallas	L 93-110	18-4	Mar. 8	@ Utah	L 83-88	41-22
Dec. 13	@ Portland	L 108-112	18-5	Mar. 10	@ Boston	W 117-109	42-22
Dec. 19	Denver	W 101-99	19-5	Mar. 12	@ Minnesota	L 86-96	42-23
Dec. 21	Phoenix	W 107-101	20-5	Mar. 13	@ Chicago	W 88-81	43-23
Dec. 23	@ Golden State	L 98-107	20-6	Mar. 15	Orlando	W 113-110 (OT)	44-23
Dec. 25	Houston	L 87-99	20-7	Mar. 17	@ LA Clippers	W 106-103	45-23
Dec. 28	Boston	W 105-82	21-7	Mar. 19	LA Clippers	W 106-100	46-23
Jan. 2	@ Seattle	L 109-111	21-8	Mar. 21	Milwaukee	W 104-103 (OT)	47-23
Jan. 4	@ LA Clippers	L 98-101	21-9	Mar. 24	Sacramento	W 115-91	48-23
Jan. 6	@ Minnesota	L 90-106	21-10	Mar. 26	Minnesota	W 90-73	49-23
Jan. 7	@ Denver	L 91-113	21-11	Mar. 28	Utah	W 91-84	50-23
Jan. 9	Atlanta	W 113-67	22-11	Mar. 30	New Orleans	W 107-88	51-23
Jan. 12	Cleveland	W 89-79	23-11	Apr. 1	Houston	W 93-85	52-23
Jan. 14	Denver	W 97-71	24-11	Apr. 2	@ Seattle	W 97-86	53-23
Jan. 16	@ Sacramento	L 83-103	24-12	Apr. 4	San Antonio	L 89-95	53-24
Jan. 17	LA Clippers	W 91-89	25-12	Apr. 6	Portland	L 80-91	53-25
Jan. 19	Phoenix	L 85-88	25-13	Apr. 9	Memphis	W 103-95	54-25
Jan. 21	@ Memphis	L 82-88	25-14	Apr. 11	@ Sacramento	L 85-102	54-26
Jan. 22	@ Dallas	L 87-106	25-15	Apr. 13	Golden State	W 109-104	55-26
Jan. 24	@ Utah	W 93-86	26-15	Apr. 14	@ Portland	W 105-104 (2OT)	56-26

* Did not finish season on Laker roster

2004-05 LOS ANGELES LAKERS



34-48 - 4TH IN PACIFIC DIVISION

Head Coach: Rudy Tomjanovich, Frank Hamblen
Asst. Coaches: Frank Hamblen, Larry Smith, Mike Wells, Melvin Hunt, Chris Bodaken, Kurt Rambis, Brian Shaw
Standing: Chucky Atkins, Kobe Bryant, Sasha Vujacic, Jumaime Jones, Tony Bobbitt, Pierre Brown
Seated: Devean George, Luke Walton, Lamar Odom, Chris Mihm, Vlade Divac, Stanislav Medvedenko, Brian Cook, Brian Grant, Caron Butler
Not pictured: Kareem Rush

2004-05 REGULAR SEASON STATISTICS / GAME-BY-GAME RESULTS

	G	MIN	FG	FGA	PCT	3P	3A	PCT	FT	FTA	PCT	OFF	DEF	TOT	AST	PF	DQ	STL	TO	BLK	PTS	AVG
Bryant	66	2689	573	1324	.433	131	387	.339	542	664	.816	95	297	392	398	174	1	86	270	53	1819	27.6
Butler	77	2746	441	991	.445	38	125	.304	275	319	.862	146	304	450	146	213	2	110	125	23	1195	15.5
Odom	64	2320	366	774	.473	36	117	.308	207	298	.695	134	519	653	238	211	3	42	161	65	975	15.2
Atkins	82	2903	388	910	.426	176	455	.387	163	203	.803	31	166	197	358	181	0	73	151	2	1115	13.6
Mihm	75	1870	280	552	.507	0	2	.000	175	258	.678	197	305	502	50	237	1	14	110	108	735	9.8
Jones	76	1830	210	486	.432	102	261	.394	55	75	.733	107	291	398	65	165	1	44	24	577	7.6	
George	15	306	37	104	.356	21	58	.361	15	20	.750	13	40	53	14	32	1	8	12	2	110	7.3
Cook	72	1087	176	422	.417	78	199	.392	28	37	.757	63	153	216	35	139	3	23	29	26	458	6.4
Brown	76	1066	124	348	.356	26	72	.361	59	75	.787	21	72	93	155	59	0	32	74	1	333	4.4
Medvedenko	43	423	71	156	.455	0	1	.000	23	28	.821	31	48	79	13	64	0	9	13	2	165	3.8
Grant	69	1136	103	209	.493	0	0	---	57	79	.722	101	156	257	34	175	2	23	43	23	263	3.8
Walton	61	768	74	180	.411	16	61	.262	34	48	.708	55	87	142	93	70	0	26	58	11	198	3.2
Vujacic	35	403	33	117	.282	17	63	.270	18	19	.947	13	49	62	51	41	1	12	15	2	101	2.9
Bobbitt	2	12	2	5	.400	1	2	.500	0	0	---	0	3	3	0	1	0	0	0	0	5	2.5
Divac	15	130	13	31	.419	0	0	---	8	12	.667	18	14	32	19	25	0	4	14	1	34	2.3
Rush*	14	91	4	20	.200	2	10	.200	2	2	1.00	3	7	10	3	7	0	2	3	1	12	0.9

DATE	OPPONENT	BOX SCORE	W / L	DATE	OPPONENT	BOX SCORE	W / L
Nov. 2	Denver	W 89-78	1-0	Jan. 30	Charlotte	W 101-90	23-19
Nov. 3	@ Utah	L 78-104	1-1	Feb. 1	Portland	W 92-79	24-19
Nov. 5	San Antonio	L 96-105	1-2	Feb. 3	San Antonio	L 91-103	24-20
Nov. 7	Atlanta	W 106-90	2-2	Feb. 6	@ Houston	L 102-103	24-21
Nov. 9	@ New Orleans	W 106-98	3-2	Feb. 7	@ Atlanta	L 108-114	24-22
Nov. 10	@ Memphis	L 87-110	3-3	Feb. 9	@ New Jersey	W 104-103	25-22
Nov. 12	@ Orlando	L 113-122	3-4	Feb. 10	@ Detroit	L 81-103	25-23
Nov. 13	@ Houston	W 84-79	4-4	Feb. 13	@ Cleveland	L 89-103	25-24
Nov. 17	LA Clippers	W 103-89	5-4	Feb. 15	Utah	W 102-95	26-24
Nov. 19	@ Phoenix	L 102-107	5-5	Feb. 22	Boston	W 104-95	27-24
Nov. 21	Chicago	W 102-93	6-5	Feb. 23	@ Portland	W 86-83	28-24
Nov. 23	Milwaukee	W 100-96	7-5	Feb. 25	Detroit	L 90-111	28-25
Nov. 26	Sacramento	L 106-109	7-6	Feb. 27	@ Toronto	L 102-108	28-26
Nov. 28	New Orleans	W 89-76	8-6	Feb. 28	@ New York	L 115-117	28-27
Nov. 30	@ Milwaukee	W 95-90	9-6	Mar. 2	@ Boston	L 101-104	28-28
Dec. 1	@ Chicago	L 84-92	9-7	Mar. 4	Indiana	W 108-103	29-28
Dec. 3	Golden State	W 97-88	10-7	Mar. 6	Indiana	W 103-94	30-28
Dec. 8	Phoenix	L 110-113	10-8	Mar. 8	LA Clippers	L 101-110	30-29
Dec. 11	@ LA Clippers	W 89-87	11-8	Mar. 10	@ Dallas	W 100-95	31-29
Dec. 12	Orlando	W 105-98	12-8	Mar. 12	@ Charlotte	W 117-116	32-29
Dec. 14	@ Seattle	L 93-108	12-9	Mar. 14	@ Washington	L 81-95	32-30
Dec. 16	@ Sacramento	W 115-99	13-9	Mar. 15	@ Philadelphia	L 91-108	32-31
Dec. 17	Washington	L 116-120	13-10	Mar. 17	@ Miami	L 89-102	32-32
Dec. 20	Memphis	L 72-82	13-11	Mar. 18	@ Indiana	L 97-103	32-33
Dec. 22	New Orleans	W 101-89	14-11	Mar. 20	Seattle	L 100-102	32-34
Dec. 25	Miami	L 102-104	14-12	Mar. 22	@ Utah	L 107-115	32-35
Dec. 28	Toronto	W 117-99	15-12	Mar. 24	@ Denver	L 96-117	32-36
Jan. 2	Denver	W 99-91	16-12	Mar. 27	Philadelphia	L 89-96	32-37
Jan. 4	@ San Antonio	L 83-100	16-13	Mar. 29	New York	W 117-107	33-37
Jan. 5	@ Dallas	L 104-118	16-14	Mar. 31	Minnesota	L 96-105	33-38
Jan. 7	Houston	W 111-104	17-14	Apr. 2	@ San Antonio	L 94-95	33-39
Jan. 10	@ Minnesota	W 105-96	18-14	Apr. 3	@ Memphis	L 82-102	33-40
Jan. 12	@ Denver	L 83-95	18-15	Apr. 5	@ Phoenix	L 99-125	33-41
Jan. 13	Cleveland	W 98-94	19-15	Apr. 7	Houston	L 100-114	33-42
Jan. 15	@ Golden State	W 104-102	20-15	Apr. 8	@ Seattle	W 117-94	34-42
Jan. 17	Utah	L 94-102	20-16	Apr. 10	@ Sacramento	L 105-124	34-43
Jan. 19	Minnesota	W 93-90	21-16	Apr. 11	Phoenix	L 97-108	34-44
Jan. 21	Golden State	W 105-101	22-16	Apr. 15	Sacramento	L 106-115	34-45
Jan. 25	Seattle	L 93-104	22-17	Apr. 17	Dallas	L 112-114	34-46
Jan. 26	@ LA Clippers	L 89-105	22-18	Apr. 18	@ Golden State	L 99-126	34-47
Jan. 28	New Jersey	L 103-109	22-19	Apr. 20	@ Portland	L 103-106	34-48

* Did not finish season on Laker roster

45-37 - 3RD IN PACIFIC DIVISION

Head Coach: Phil Jackson
Asst. Coaches: Frank Hamblen, Kurt Rambis, Brian Shaw
Standing: Aaron McKie, Devin Green, Kobe Bryant, Luke Walton, Sasha Vujacic, Von Wafer, Smush Parker
Seated: Devean George, Ronny Turiaf, Lamar Odom, Chris Mihm, Andrew Bynum, Kwame Brown, Stanislav Medvedenko, Brian Cook
Not pictured: Jim Jackson, Laron Profit



2005-2006 REGULAR SEASON STATISTICS / GAME-BY-GAME RESULTS

	G	MIN	FG	FGA	PCT	3P	3A	PCT	FT	FTA	PCT	OFF	DEF	TOT	AST	PF	DQ	STL	TO	BLK	PTS	AVG
Bryant	80	3277	978	2173	.450	180	518	.347	696	819	.850	71	354	425	360	233	1	147	250	30	2832	35.4
Odom	80	3221	445	925	.481	80	215	.372	216	313	.690	181	557	738	443	256	4	75	213	64	1186	14.8
Parker	82	2773	348	779	.447	120	328	.366	125	180	.694	37	234	271	302	213	1	140	147	16	941	11.5
Mihm	59	1541	230	459	.501	0	---	---	144	201	.716	137	236	373	61	214	5	16	83	73	604	10.2
Cook	81	1535	261	511	.511	36	84	.429	84	101	.832	88	186	274	74	205	3	37	61	32	642	7.9
Brown	72	1978	204	388	.526	0	1	.000	128	235	.545	182	291	473	72	196	3	27	100	46	536	7.4
George	71	1542	170	425	.400	50	160	.313	58	86	.674	82	192	274	68	159	1	66	54	34	448	6.3
Walton	69	1333	135	328	.412	18	55	.327	57	76	.750	88	159	247	156	119	1	41	78	15	345	5.0
Profit	25	279	40	84	.476	3	18	.167	21	24	.875	8	35	43	15	25	0	11	24	5	104	4.2
Vujacic	82	1449	108	312	.346	59	172	.343	46	52	.885	33	126	159	139	150	0	48	50	3	321	3.9
Turiaf	23	161	15	30	.500	0	---	---	15	27	.556	11	26	37	8	30	0	3	7	10	45	2.0
Jackson†	13	92	9	31	.290	4	11	.364	0	0	---	0	12	12	4	5	0	2	5	0	22	1.7
Bynum	46	338	33	82	.402	0	---	---	8	27	.296	34	46	80	9	56	0	4	17	22	74	1.6
Wafer	16	73	6	38	.158	2	17	.118	6	8	.750	5	3	8	4	12	0	3	1	0	20	1.3
Medvedenko	2	6	1	2	.500	0	---	---	0	0	---	0	0	1	1	0	0	0	0	0	2	1.0
Green	27	135	6	28	.214	0	2	.000	13	21	.619	10	14	24	7	13	0	3	5	0	25	0.9
McKie	14	121	3	12	.250	0	2	.000	1	2	.500	3	17	20	11	7	0	5	2	0	7	0.5

DATE	OPPONENT	BOX SCORE	W / L	DATE	OPPONENT	BOX SCORE	W / L
Nov. 2	@ Denver	W 99-97 (OT)	1-0	Jan. 27	Golden State	W 106-105 (OT)	23-19
Nov. 3	Phoenix	L 112-122	1-1	Jan. 29	@ Detroit	L 93-102	23-20
Nov. 6	Denver	W 112-92	2-1	Jan. 31	@ New York	W 130-97	24-20
Nov. 8	@ Atlanta	W 103-97	3-1	Feb. 1	@ Indiana	L 79-105	24-21
Nov. 9	@ Minnesota	L 74-88	3-2	Feb. 3	@ Charlotte	L 102-112	24-22
Nov. 11	@ Philadelphia	L 81-85	3-3	Feb. 4	@ NO/Okla. City	L 90-106	24-23
Nov. 14	@ Memphis	L 73-85	3-4	Feb. 7	@ Dallas	L 87-102	24-24
Nov. 16	New York	W 97-92	4-4	Feb. 8	@ Houston	W 89-78	25-24
Nov. 18	L.A. Clippers	L 91-97	4-5	Feb. 11	Memphis	L 99-100	25-25
Nov. 20	Chicago	L 93-96	4-6	Feb. 13	Utah	W 94-88	26-25
Nov. 24	Seattle	W 108-96	5-6	Feb. 15	Atlanta	L 110-114	26-26
Nov. 27	New Jersey	L 96-102 (OT)	5-7	Feb. 21	Portland	W 99-82	27-26
Nov. 29	@ San Antonio	L 84-90	5-8	Feb. 23	Sacramento	W 106-85	28-26
Dec. 1	@ Utah	W 105-101 (OT)	6-8	Feb. 24	@ L.A. Clippers	L 83-102	28-27
Dec. 2	Minnesota	L 108-113	6-9	Feb. 26	Boston	L 111-112	28-28
Dec. 4	Charlotte	W 99-98	7-9	Feb. 28	Orlando	W 102-87	29-28
Dec. 6	@ Milwaukee	W 111-92	8-9	Mar. 1	@ Portland	L 93-99	29-29
Dec. 7	@ Toronto	W 102-91	9-9	Mar. 3	@ Golden State	W 106-94	30-29
Dec. 9	@ Chicago	W 93-80	10-9	Mar. 4	Detroit	W 105-94	31-29
Dec. 10	@ Minnesota	L 82-95	10-10	Mar. 6	San Antonio	L 96-103	31-30
Dec. 12	@ Dallas	W 109-106	11-10	Mar. 8	@ NO/Okla. City	W 113-107	32-30
Dec. 14	@ Memphis	W 94-79	12-10	Mar. 10	@ San Antonio	W 100-92	33-30
Dec. 16	Washington	W 97-91	13-10	Mar. 12	Seattle	L 113-120	33-31
Dec. 18	Houston	L 74-76	13-11	Mar. 14	@ Sacramento	L 98-114	33-32
Dec. 20	Dallas	W 112-90	14-11	Mar. 15	Minnesota	W 92-89	34-32
Dec. 23	@ Orlando	W 104-88	15-11	Mar. 17	@ New Jersey	L 89-92	34-33
Dec. 25	@ Miami	L 92-97	15-12	Mar. 19	@ Cleveland	L 95-96	34-34
Dec. 26	@ Washington	L 91-94	15-13	Mar. 20	@ Boston	W 105-97	35-34
Dec. 28	Memphis	L 99-100 (OT)	15-14	Mar. 22	Sacramento	W 87-80	36-34
Jan. 1	Utah	L 94-98	15-15	Mar. 24	Milwaukee	W 101-96	37-34
Jan. 3	@ Utah	L 80-90	15-16	Mar. 26	NO/Okla. City	W 105-94	38-34
Jan. 6	Philadelphia	W 119-93	16-16	Mar. 30	San Antonio	L 85-96	38-35
Jan. 7	@ L.A. Clippers	W 112-109	17-16	Mar. 31	@ Seattle	W 106-93	39-35
Jan. 9	Indiana	W 96-90	18-16	Apr. 2	Houston	W 104-88	40-35
Jan. 11	@ Portland	L 103-113	18-17	Apr. 6	@ Denver	L 108-110 (OT)	40-36
Jan. 12	Cleveland	W 99-98	19-17	Apr. 7	@ Phoenix	L 96-107	40-37
Jan. 14	@ Golden State	W 110-104	20-17	Apr. 9	L.A. Clippers	W 100-83	41-37
Jan. 16	Miami	W 100-92	21-17	Apr. 11	Golden State	W 111-100	42-37
Jan. 19	@ Sacramento	L 109-118 (OT)	21-18	Apr. 14	Portland	W 110-99	43-37
Jan. 20	@ Phoenix	L 93-106	21-19	Apr. 16	Phoenix	W 109-89	44-37
Jan. 22	Toronto	W 122-104	22-19	Apr. 19	NO/Oklahoma City	W 115-95	45-37

† Totals with Lakers only

2006-07 LOS ANGELES LAKERS



42-40 - 2ND IN PACIFIC DIVISION

Head Coach: Phil Jackson
Asst. Coaches: Jim Clemons, Frank Hamblen, Kurt Rambis, Brian Shaw
Standing: Shammond Williams, Aaron McKie, Kobe Bryant, Sasha Vujacic, Maurice Evans, Smush Parker, Jordan Farmar
Seated: Luke Walton, Ronny Turiaf, Lamar Odom, Chris Mihm, Andrew Bynum, Kwame Brown, Vladimir Radmanovic, Brian Cook

2006-07 REGULAR SEASON STATISTICS / GAME-BY-GAME RESULTS

	G	MIN	FG	FGA	PCT	3P	3A	PCT	FT	FTA	PCT	OFF	DEF	TOT	AST	PF	DQ	STL	TO	BLK	PTS	AVG
Bryant	77	3140	813	1757	.463	137	398	.344	667	768	.868	75	364	439	413	205	2	111	255	36	2430	31.6
Odom	56	2202	319	681	.468	54	182	.297	198	283	.700	102	445	547	270	182	5	53	163	32	890	15.9
Walton	60	1982	264	555	.474	48	124	.387	108	145	.745	87	215	302	257	117	2	60	118	21	684	11.4
Parker	82	2457	342	787	.436	110	301	.365	113	175	.646	45	161	206	228	211	4	119	153	10	907	11.1
Brown	41	1132	143	242	.591	0	1	.000	59	134	.440	81	163	244	75	124	0	39	76	49	345	8.4
Evans	76	1732	234	542	.432	48	133	.361	122	155	.787	93	128	221	74	126	0	38	57	14	638	8.4
Bynum	82	1793	247	443	.558	0	3	.000	143	214	.668	139	345	484	94	249	5	12	115	128	637	7.8
Cook	65	1018	185	408	.453	46	115	.400	34	47	.723	61	154	215	65	134	3	25	51	27	450	6.9
Radmanovic	55	986	134	316	.424	40	118	.339	53	73	.726	53	127	180	66	125	2	25	69	18	361	6.6
Turiaf	72	1087	147	268	.549	0	1	.000	89	134	.664	88	171	259	63	202	5	17	52	78	383	5.3
Farmar	72	1090	124	294	.422	45	137	.328	27	38	.711	22	97	119	137	77	0	44	73	7	320	4.4
Vujacic	73	935	105	268	.392	60	161	.373	43	49	.878	28	79	107	64	103	1	41	30	1	313	4.3
Williams	30	345	35	86	.407	20	50	.400	4	6	.667	11	29	40	31	20	0	12	13	0	94	3.1
McKie	10	131	11	17	.647	0	0	---	0	0	---	1	17	18	13	14	0	4	8	0	22	2.2

DATE	OPPONENT	BOX SCORE	W / L	DATE	OPPONENT	BOX SCORE	W / L
Oct. 31	Phoenix	W 114-106	1-0	Jan. 22	Golden State	W 108-103	27-15
Nov. 1	@ Golden State	W 110-98	2-0	Jan. 26	Charlotte	L 97-106 (OT)	27-16
Nov. 3	Seattle	W 118-112	3-0	Jan. 28	San Antonio	L 94-96 (OT)	27-17
Nov. 5	@ Seattle	L 101-117	3-1	Jan. 30	@ New York	L 94-99	27-18
Nov. 7	Minnesota	W 95-88	4-1	Jan. 31	@ Boston	W 111-98	28-18
Nov. 8	@ Portland	L 90-101	4-2	Feb. 2	@ Indiana	L 84-95	28-19
Nov. 10	Detroit	L 83-97	4-3	Feb. 3	@ Washington	W 118-102	29-19
Nov. 12	Memphis	W 91-81	5-3	Feb. 5	@ Atlanta	W 90-83	30-19
Nov. 17	Toronto	W 107-100	6-3	Feb. 8	@ Detroit	L 78-93	30-20
Nov. 19	Chicago	W 82-72	7-3	Feb. 9	@ Toronto	L 92-96	30-21
Nov. 21	L.A. Clippers	W 105-101	8-3	Feb. 11	@ Cleveland	L 90-99	30-22
Nov. 24	@ Utah	L 108-114	8-4	Feb. 13	New York	L 106-107	30-23
Nov. 26	New Jersey	W 99-93	9-4	Feb. 15	Cleveland	L 108-114	30-24
Nov. 28	Milwaukee	L 105-109	9-5	Feb. 21	Portland	L 108-112	30-25
Nov. 30	Utah	W 132-102	10-5	Feb. 23	Boston	W 122-96	31-25
Dec. 2	@ L.A. Clippers	W 97-88	11-5	Feb. 25	@ Golden State	W 102-85	32-25
Dec. 4	Indiana	W 101-87	12-5	Feb. 26	@ Utah	W 102-94	33-25
Dec. 6	N.O./Oklahoma City	L 89-105	12-6	Mar. 2	Sacramento	L 108-116	33-26
Dec. 8	Atlanta	W 106-95	13-6	Mar. 4	@ Phoenix	L 94-99	33-27
Dec. 10	San Antonio	W 106-99	14-6	Mar. 6	@ Minnesota	L 107-117 (2OT)	33-28
Dec. 12	@ Houston	W 102-94	15-6	Mar. 7	@ Milwaukee	L 90-110	33-29
Dec. 13	@ Dallas	L 101-110	15-7	Mar. 9	@ Philadelphia	L 92-108	33-30
Dec. 15	Houston	W 112-101 (2OT)	16-7	Mar. 11	Dallas	L 72-108	33-31
Dec. 17	Washington	L 141-147 (OT)	16-8	Mar. 15	@ Denver	L 86-113	33-32
Dec. 19	@ Chicago	L 89-94	16-9	Mar. 16	Portland	W 116-111 (OT)	34-32
Dec. 20	@ Minnesota	W 111-94	17-9	Mar. 18	Minnesota	W 109-102	35-32
Dec. 22	@ New Jersey	W 99-95	18-9	Mar. 22	@ Memphis	W 121-119	36-32
Dec. 25	@ Miami	L 85-101	18-10	Mar. 23	@ N.O./Oklahoma City	W 111-105	37-32
Dec. 27	@ Orlando	W 106-93	19-10	Mar. 25	Golden State	W 115-113	38-32
Dec. 29	@ Charlotte	L 124-133 (3OT)	19-11	Mar. 27	Memphis	L 86-88	38-33
Dec. 31	Philadelphia	W 104-94	20-11	Mar. 30	Houston	L 104-107 (OT)	38-34
Jan. 4	@ Sacramento	W 132-128 (OT)	21-11	Apr. 1	Sacramento	W 126-103	39-34
Jan. 5	Denver	W 123-104	22-11	Apr. 3	Denver	L 105-111	39-35
Jan. 7	Dallas	W 101-98	23-11	Apr. 4	@ L.A. Clippers	L 82-90	39-36
Jan. 9	@ Memphis	L 118-128	23-12	Apr. 6	@ Seattle	W 112-109	40-36
Jan. 10	@ Houston	L 77-102	23-13	Apr. 8	Phoenix	L 107-115	40-37
Jan. 12	Orlando	W 109-106	24-13	Apr. 9	@ Denver	L 111-115	40-38
Jan. 15	Miami	W 124-118 (OT)	25-13	Apr. 12	L.A. Clippers	L 110-118	40-39
Jan. 17	@ San Antonio	W 100-96	26-13	Apr. 13	@ Phoenix	L 85-93	40-40
Jan. 18	@ Dallas	L 95-114	26-14	Apr. 15	Seattle	W 109-98	41-40
Jan. 20	@ N.O./Oklahoma City	L 103-113	26-15	Apr. 18	@ Sacramento	W 117-106	42-40

57-25 - 1ST IN PACIFIC DIVISION

Head Coach: Phil Jackson
Asst. Coaches: Jim Cleamons, Frank Hamblen, Kurt Rambis, Brian Shaw
Standing: Derek Fisher, Coby Karl, Kobe Bryant, Trevor Ariza, Sasha Vujacic, Jordan Farmar
Seated: Vladimir Radmanovic, Lamar Odom, DJ Mbenga, Chris Mihm, Andrew Bynum, Pau Gasol, Ronny Turiaf, Luke Walton
Not pictured: Kwame Brown, Brian Cook, Javaris Crittenton, Maurice Evans, Ira Newble

Western Conference Champions



2007-2008 REGULAR SEASON STATISTICS / GAME-BY-GAME RESULTS

	G	MIN	FG	FGA	PCT	3P	3A	PCT	FT	FTA	PCT	OFF	DEF	TOT	AST	PF	DQ	STL	TO	BLK	PTS	AVG
Bryant	82	3192	775	1690	.459	150	415	.361	623	742	.840	94	423	517	441	227	1	151	257	40	2323	28.3
Gasol†	27	918	196	333	.589	0	1	.000	116	147	.789	61	150	211	95	54	0	14	44	42	508	18.8
Odom	77	2921	417	795	.525	31	113	.274	229	328	.698	197	622	819	273	222	3	75	156	72	1094	14.2
Bynum	35	1008	189	297	.636	0	0	---	82	118	.695	105	251	356	61	98	2	12	52	72	460	13.1
Fisher	82	2249	339	777	.436	112	276	.406	166	188	.883	24	146	170	239	188	0	86	90	3	956	11.7
Farmar	82	1690	291	631	.461	114	307	.371	53	78	.679	39	144	183	225	105	0	77	108	5	749	9.1
Vujacic	72	1279	219	482	.454	118	270	.437	76	91	.835	19	135	154	72	107	0	36	52	5	632	8.8
Radmanovic	65	1483	198	437	.453	95	234	.406	52	65	.800	56	159	215	123	147	1	46	73	12	543	8.4
Walton	74	1729	215	478	.450	28	84	.333	77	109	.706	85	206	291	218	133	1	60	100	18	535	7.2
Turiaf	78	1458	188	397	.474	0	1	.000	140	186	.753	95	211	306	128	199	3	28	72	108	516	6.6
Ariza†	24	431	55	105	.524	5	15	.333	41	60	.683	25	59	84	36	36	0	26	18	8	156	6.5
Brown*	23	509	53	103	.515	0	0	---	26	64	.406	31	100	131	28	58	0	16	37	19	132	5.7
Evans*	7	96	9	28	.321	1	7	.143	12	15	.800	4	5	9	12	10	0	5	0	1	31	4.4
Mihm	23	278	32	95	.337	0	0	---	18	27	.667	28	49	77	13	42	0	4	17	14	82	3.6
Crittenton*	22	171	26	53	.491	1	3	.333	19	28	.679	7	14	21	18	12	0	7	22	0	72	3.3
Cook*	6	70	4	21	.190	2	10	.200	4	4	1.00	4	6	10	3	6	0	2	4	0	14	2.3
Mbenga†	26	196	30	61	.492	0	0	---	4	10	.400	15	26	41	6	38	1	4	8	16	64	2.5
Karl	17	71	9	26	.346	4	13	.308	8	10	.800	3	11	14	9	4	0	4	5	2	30	1.8
Newble†	6	31	3	9	.333	1	2	.500	0	0	---	6	5	11	3	5	0	1	3	1	7	1.2

DATE	OPPONENT	BOX SCORE	W / L	DATE	OPPONENT	BOX SCORE	W / L
Oct. 30	@ Houston	L 93-95	0-1	Jan. 27	Cleveland	L 95-98	27-15
Nov. 2	@ Phoenix	W 119-98	1-1	Jan. 29	New York	W 120-109	28-15
Nov. 4	@ Utah	W 119-109	2-1	Jan. 31	@ Detroit	L 89-90	28-16
Nov. 6	@ New Orleans	L 104-118	2-2	Feb. 1	@ Toronto	W 121-101	29-16
Nov. 9	@ Minnesota	W 107-93	3-2	Feb. 3	@ Washington	W 103-91	30-16
Nov. 13	@ San Antonio	L 92-107	3-3	Feb. 5	@ New Jersey	W 105-90	31-16
Nov. 14	@ Houston	W 93-90	4-3	Feb. 6	@ Atlanta	L 95-98	31-17
Nov. 16	@ Detroit	W 103-91	5-3	Feb. 8	@ Orlando	W 117-113	32-17
Nov. 18	@ Chicago	W 106-78	6-3	Feb. 10	@ Miami	W 104-94	33-17
Nov. 20	@ Indiana	W 134-114	7-3	Feb. 11	@ Charlotte	W 106-97	34-17
Nov. 21	@ Milwaukee	L 103-110	7-4	Feb. 13	@ Minnesota	W 117-92	35-17
Nov. 23	@ Boston	L 94-107	7-5	Feb. 19	@ Atlanta	W 122-93	36-17
Nov. 25	@ New Jersey	L 100-102	7-6	Feb. 20	@ Phoenix	W 130-124	37-17
Nov. 27	@ Seattle	W 106-99	8-6	Feb. 23	@ L.A. Clippers	W 113-95	38-17
Nov. 29	@ Denver	W 127-99	9-6	Feb. 24	@ Seattle	W 111-91	39-17
Nov. 30	@ Utah	L 96-120	9-7	Feb. 26	@ Portland	W 96-83	40-17
Dec. 2	@ Orlando	L 97-104	9-8	Feb. 28	@ Miami	W 106-88	41-17
Dec. 4	@ Minnesota	W 116-95	10-8	Feb. 29	@ Portland	L 111-119	41-18
Dec. 5	@ Denver	W 111-107	11-8	Mar. 2	@ Dallas	W 108-104 (OT)	42-18
Dec. 9	@ Golden State	W 123-113	12-8	Mar. 4	@ Sacramento	W 117-105	43-18
Dec. 13	@ San Antonio	W 102-97	13-8	Mar. 7	@ L.A. Clippers	W 119-82	44-18
Dec. 14	@ Golden State	L 106-108	13-9	Mar. 9	@ Sacramento	L 113-114	44-19
Dec. 16	@ L.A. Clippers	W 113-92	14-9	Mar. 11	@ Toronto	W 117-108	45-19
Dec. 18	@ Chicago	W 103-91	15-9	Mar. 14	@ New Orleans	L 98-108	45-20
Dec. 20	@ Cleveland	L 90-94	15-10	Mar. 16	@ Houston	L 92-104	45-21
Dec. 21	@ Philadelphia	W 106-101	16-10	Mar. 18	@ Dallas	W 102-100	46-21
Dec. 23	@ New York	W 95-90	17-10	Mar. 20	@ Utah	W 106-95	47-21
Dec. 25	@ Phoenix	W 122-115	18-10	Mar. 21	@ Seattle	W 130-105	48-21
Dec. 28	@ Utah	W 123-109	19-10	Mar. 23	@ Golden State	L 111-115	48-22
Dec. 30	@ Boston	L 91-110	19-11	Mar. 24	@ Golden State	W 123-119 (OT)	49-22
Jan. 4	@ Philadelphia	W 124-93	20-11	Mar. 26	@ Charlotte	L 95-108	49-23
Jan. 6	@ Indiana	W 112-96	21-11	Mar. 28	@ Memphis	L 111-114	49-24
Jan. 8	@ Memphis	W 117-101	22-11	Mar. 30	@ Washington	W 126-120 (OT)	50-24
Jan. 9	@ New Orleans	W 109-80	23-11	Apr. 2	@ Portland	W 104-91	51-24
Jan. 11	@ Milwaukee	W 110-105	24-11	Apr. 4	@ Dallas	W 112-108	52-24
Jan. 13	@ Memphis	W 100-99	25-11	Apr. 6	@ Sacramento	W 114-92	53-24
Jan. 14	@ Seattle	W 123-121 (OT)	26-11	Apr. 8	@ Portland	L 103-112	53-25
Jan. 17	@ Phoenix	L 98-106	26-12	Apr. 10	@ L.A. Clippers	W 106-78	54-25
Jan. 21	@ Denver	W 116-99	27-12	Apr. 11	@ New Orleans	W 107-104	55-25
Jan. 23	@ San Antonio	L 91-103	27-13	Apr. 13	@ San Antonio	W 106-85	56-25
Jan. 25	@ Dallas	L 105-112	27-14	Apr. 15	@ Sacramento	W 124-101	57-25

*Did not finish season on Laker roster.
† Totals with Lakers only.

2008-09 LOS ANGELES LAKERS



65-17 - 1ST IN PACIFIC DIVISION

Head Coach: Phil Jackson
Asst. Coaches: Jim Clemons, Frank Hamblen, Kurt Rambis, Brian Shaw
Standing: Derek Fisher, Shannon Brown, Adam Morrison, Kobe Bryant, Sasha Vujacic, Jordan Farmar
Seated: Luke Walton, Josh Powell, DJ Mbenga, Pau Gasol, Andrew Bynum, Lamar Odom, Sun Yue, Trevor Ariza
Not pictured: Chris Mihm, Vladimir Radmanovic

NBA Champions

2008-09 REGULAR SEASON STATISTICS / GAME-BY-GAME RESULTS

	G	MIN	FG	FGA	PCT	3P	3A	PCT	FT	FTA	PCT	OFF	DEF	TOT	AST	PF	DQ	STL	TO	BLK	PTS	AVG
Bryant	82	2960	800	1712	.467	118	336	.351	483	564	.856	90	339	429	399	189	1	120	210	37	2201	26.8
Gasol	81	2999	592	1045	.567	1	2	.500	343	439	.781	262	518	780	284	172	0	52	157	81	1528	18.9
Bynum	50	1446	281	502	.560	0	0	---	152	215	.707	137	261	398	71	157	1	18	85	90	714	14.3
Odom	78	2316	346	703	.492	33	103	.320	160	257	.623	176	461	637	204	235	5	77	138	98	885	11.3
Fisher	82	2441	292	688	.424	120	302	.397	110	130	.846	25	163	188	261	187	0	95	72	6	814	9.9
Ariza	82	1999	274	596	.460	61	191	.319	120	169	.710	111	241	352	145	166	1	137	87	24	729	8.9
Farmar	65	1192	161	412	.391	49	146	.336	45	77	.584	22	95	117	155	105	0	57	87	10	416	6.4
Radmanovic	46	771	95	214	.444	60	136	.441	23	27	.852	18	99	117	38	51	0	28	47	7	273	5.9
Vujacic	80	1293	155	401	.387	81	223	.363	70	76	.921	19	116	135	113	154	0	77	35	7	461	5.8
Walton	65	1166	134	307	.436	17	57	.298	41	57	.719	55	125	180	177	105	1	32	69	10	326	5.0
Powell	60	703	106	239	.444	0	0	---	38	50	.760	71	105	176	27	98	0	9	51	17	250	4.2
Brown†	18	136	22	42	.524	6	9	.667	8	9	.889	3	17	20	10	9	0	4	9	2	58	3.2
Mbenga	23	181	27	57	.474	0	1	.000	7	8	.875	9	22	31	9	33	0	10	13	24	61	2.7
Mihm*	18	105	15	40	.375	0	0	---	6	7	.857	15	19	34	10	23	0	1	10	6	36	2.0
Morrison†	8	44	4	12	.333	1	4	.250	1	2	.500	2	6	8	3	4	0	0	3	0	10	1.3
Sun	10	28	3	11	.273	0	6	.000	0	0	---	0	0	0	2	10	0	1	3	1	6	0.6

DATE	OPPONENT	BOX SCORE	W / L	DATE	OPPONENT	BOX SCORE	W / L
Oct. 28	Portland	W 96-76	1-0	Jan. 22	Washington	W 117-97	34-8
Oct. 29	@ L.A. Clippers	W 117-79	2-0	Jan. 25	San Antonio	W 99-85	35-8
Nov. 1	@ Denver	W 104-97	3-0	Jan. 27	Charlotte	L 110-117 (2OT)	35-9
Nov. 5	L.A. Clippers	W 106-88	4-0	Jan. 30	@ Minnesota	W 132-119	36-9
Nov. 9	Houston	W 111-82	5-0	Jan. 31	@ Memphis	W 115-98	37-9
Nov. 11	@ Dallas	W 106-99	6-0	Feb. 2	@ New York	W 126-117	38-9
Nov. 12	@ New Orleans	W 93-86	7-0	Feb. 4	@ Toronto	W 115-107	39-9
Nov. 14	Detroit	L 95-106	7-1	Feb. 5	@ Boston	W 110-109 (OT)	40-9
Nov. 18	Chicago	W 116-109	8-1	Feb. 8	@ Cleveland	W 101-91	41-9
Nov. 20	@ Phoenix	W 105-92	9-1	Feb. 10	Oklahoma City	W 105-98	42-9
Nov. 21	Denver	W 104-90	10-1	Feb. 11	@ Utah	L 109-113	42-10
Nov. 23	Sacramento	W 118-108	11-1	Feb. 17	Atlanta	W 96-83	43-10
Nov. 25	New Jersey	W 120-93	12-1	Feb. 18	@ Golden State	W 129-121	44-10
Nov. 28	Dallas	W 114-107	13-1	Feb. 20	New Orleans	W 115-111 (OT)	45-10
Nov. 30	Toronto	W 112-99	14-1	Feb. 22	@ Minnesota	W 111-108	46-10
Dec. 2	@ Indiana	L 117-118	14-2	Feb. 24	@ Oklahoma City	W 107-93	47-10
Dec. 3	@ Philadelphia	W 114-102	15-2	Feb. 26	Phoenix	W 132-106	48-10
Dec. 5	@ Washington	W 106-104	16-2	Feb. 27	@ Denver	L 79-90	48-11
Dec. 7	Milwaukee	W 105-92	17-2	Mar. 1	@ Phoenix	L 111-118	48-12
Dec. 9	@ Sacramento	L 101-113	17-3	Mar. 3	Memphis	W 99-89	49-12
Dec. 10	Phoenix	W 115-110	18-3	Mar. 6	Minnesota	W 110-90	50-12
Dec. 12	Sacramento	W 112-103	19-3	Mar. 9	@ Portland	L 94-111	50-13
Dec. 14	Minnesota	W 98-86	20-3	Mar. 11	@ Houston	W 102-96	51-13
Dec. 16	New York	W 116-114	21-3	Mar. 12	@ San Antonio	W 102-95	52-13
Dec. 19	@ Miami	L 87-89	21-4	Mar. 15	Dallas	W 107-100	53-13
Dec. 20	@ Orlando	L 103-106	21-5	Mar. 17	Philadelphia	L 93-94	53-14
Dec. 22	@ Memphis	W 105-96	22-5	Mar. 19	Golden State	W 114-106	54-14
Dec. 23	@ New Orleans	W 100-87	23-5	Mar. 21	@ Chicago	W 117-109	55-14
Dec. 25	Boston	W 92-83	24-5	Mar. 24	@ Oklahoma City	W 107-89	56-14
Dec. 28	Golden State	W 130-113	25-5	Mar. 26	@ Detroit	W 92-77	57-14
Jan. 2	Utah	W 113-100	26-5	Mar. 27	@ New Jersey	W 103-95	58-14
Jan. 4	Portland	W 100-86	27-5	Mar. 29	@ Atlanta	L 76-86	58-15
Jan. 6	New Orleans	L 105-116	27-6	Mar. 31	@ Charlotte	L 84-94	58-16
Jan. 7	@ Golden State	W 114-106	28-6	Apr. 1	@ Milwaukee	W 104-98	59-16
Jan. 9	Indiana	W 121-119	29-6	Apr. 3	Houston	W 93-81	60-16
Jan. 11	Miami	W 108-105	30-6	Apr. 5	L.A. Clippers	W 88-85	61-16
Jan. 13	@ Houston	W 105-100	31-6	Apr. 7	@ Sacramento	W 122-104	62-16
Jan. 14	@ San Antonio	L 111-112	31-7	Apr. 9	Denver	W 116-102	63-16
Jan. 16	Orlando	L 103-109	31-8	Apr. 10	@ Portland	L 98-106	63-17
Jan. 19	Cleveland	W 105-88	32-8	Apr. 12	Memphis	W 92-75	64-17
Jan. 21	@ L.A. Clippers	W 108-97	33-8	Apr. 14	Utah	W 125-112	65-17

* Did not finish season on Laker roster;
† Totals with Lakers only

57-25 - 1ST IN PACIFIC DIVISION

Head Coach: Phil Jackson
Asst. Coaches: Jim Cleamons, Frank Hamblen, Brian Shaw
Standing: Derek Fisher, Shannon Brown, Adam Morrison, Kobe Bryant, Sasha Vujacic, Jordan Farmar
Seated: Luke Walton, Josh Powell, DJ Mbenga, Pau Gasol, Andrew Bynum, Lamar Odom, Metta World Peace

NBA Champions



2009-2010 REGULAR SEASON STATISTICS / GAME-BY-GAME RESULTS

	G	MIN	FG	FGA	PCT	3P	3A	PCT	FT	FTA	PCT	OFF	DEF	TOT	AST	PF	DQ	STL	TO	BLK	PTS	AVG
Bryant	73	2835	716	1569	.456	99	301	.329	439	541	.811	78	313	391	365	187	0	113	233	20	1970	27.0
Gasol	65	2403	452	844	.536	0	5	.000	286	362	.790	243	491	734	218	152	0	37	143	113	1190	18.3
Bynum	65	1977	392	688	.570	0	1	.000	193	261	.739	177	364	541	68	193	2	35	115	94	977	15.0
World Peace	77	2605	306	740	.414	105	296	.355	128	186	.688	99	232	331	234	165	1	106	121	21	845	11.0
Odom	82	2585	342	739	.463	58	182	.319	140	202	.693	184	618	802	267	227	1	75	150	59	882	10.8
Brown	82	1700	253	592	.427	62	189	.328	99	121	.818	30	153	183	108	129	0	57	67	31	667	8.1
Fisher	82	2227	212	558	.380	78	224	.348	113	132	.856	25	145	170	201	202	1	90	78	9	615	7.5
Farmar	82	1474	224	515	.435	86	229	.376	57	85	.671	14	117	131	127	109	0	52	72	11	591	7.2
Vujacic	67	575	66	164	.402	25	81	.309	28	33	.848	25	54	79	41	67	0	20	17	4	185	2.8
Powell	63	581	71	194	.366	7	16	.438	20	31	.645	44	72	116	35	71	0	9	33	6	169	2.7
Morrison	31	241	32	85	.376	5	21	.238	5	8	.625	10	22	32	18	17	0	3	10	2	74	2.4
Walton	29	272	30	84	.357	7	17	.412	2	4	.500	12	26	38	40	19	0	10	12	1	69	2.4
Mbenga	49	355	48	103	.466	0	0	---	9	19	.474	32	55	87	8	54	0	5	15	29	105	2.1

DATE	OPPONENT	BOX SCORE	W / L	DATE	OPPONENT	BOX SCORE	W / L
Oct. 27	L.A. Clippers	W 99-92	1-0	Jan. 21	@ Cleveland	L 87-93	32-10
Oct. 30	Dallas	L 80-94	1-1	Jan. 22	@ New York	W 115-105	33-10
Nov. 1	Atlanta	W 118-110	2-1	Jan. 24	@ Toronto	L 105-106	33-11
Nov. 3	@ Oklahoma City	W 101-98 (OT)	3-1	Jan. 26	@ Washington	W 115-103	34-11
Nov. 4	@ Houston	W 103-102 (OT)	4-1	Jan. 27	@ Indiana	W 118-96	35-11
Nov. 6	Memphis	W 114-98	5-1	Jan. 29	@ Philadelphia	W 99-91	36-11
Nov. 8	New Orleans	W 104-88	6-1	Jan. 31	@ Boston	W 90-89	37-11
Nov. 12	Phoenix	W 121-102	7-1	Feb. 1	@ Memphis	L 93-95	37-12
Nov. 13	@ Denver	L 79-105	7-2	Feb. 3	Charlotte	W 99-97	38-12
Nov. 15	Houston	L 91-101	7-3	Feb. 5	Denver	L 113-126	38-13
Nov. 17	Detroit	W 106-93	8-3	Feb. 6	@ Portland	W 99-82	39-13
Nov. 19	Chicago	W 108-93	9-3	Feb. 8	San Antonio	W 101-89	40-13
Nov. 22	Oklahoma City	W 101-85	10-3	Feb. 10	@ Utah	W 96-81	41-13
Nov. 24	New York	W 100-90	11-3	Feb. 16	Golden State	W 104-94	42-13
Nov. 28	@ Golden State	W 130-97	12-3	Feb. 18	Boston	L 86-87	42-14
Nov. 29	New Jersey	W 106-87	13-3	Feb. 23	@ Memphis	W 99-98	43-14
Dec. 1	New Orleans	W 110-99	14-3	Feb. 24	@ Dallas	L 96-101	43-15
Dec. 4	Miami	W 108-107	15-3	Feb. 26	Philadelphia	W 99-90	44-15
Dec. 6	Phoenix	W 108-88	16-3	Feb. 28	Denver	W 95-89	45-15
Dec. 9	Utah	W 101-77	17-3	Mar. 2	Indiana	W 122-99	46-15
Dec. 11	Minnesota	W 104-92	18-3	Mar. 4	@ Miami	L 111-114 (OT)	46-16
Dec. 12	@ Utah	L 94-102	18-4	Mar. 5	@ Charlotte	L 83-98	46-17
Dec. 15	@ Chicago	W 96-87	19-4	Mar. 7	@ Orlando	L 94-96	46-18
Dec. 16	@ Milwaukee	W 107-106 (OT)	20-4	Mar. 9	Toronto	W 109-107	47-18
Dec. 19	@ New Jersey	W 103-84	21-4	Mar. 12	@ Phoenix	W 102-96	48-18
Dec. 20	@ Detroit	W 93-81	22-4	Mar. 15	@ Golden State	W 124-121	49-18
Dec. 22	Oklahoma City	W 111-108	23-4	Mar. 16	@ Sacramento	W 106-99	50-18
Dec. 25	Cleveland	L 87-102	23-5	Mar. 19	Minnesota	W 104-96	51-18
Dec. 26	@ Sacramento	W 112-103 (2OT)	24-5	Mar. 21	Washington	W 99-92	52-18
Dec. 28	@ Phoenix	L 103-118	24-6	Mar. 24	@ San Antonio	W 92-83	53-18
Dec. 29	Golden State	W 124-118	25-6	Mar. 26	@ Oklahoma City	L 75-91	53-19
Jan. 1	Sacramento	W 109-108	26-6	Mar. 27	@ Houston	W 109-101	54-19
Jan. 3	Dallas	W 131-96	27-6	Mar. 29	@ New Orleans	L 100-108	54-20
Jan. 5	Houston	W 88-79	28-6	Mar. 31	@ Atlanta	L 92-109	54-21
Jan. 6	@ L.A. Clippers	L 91-102	28-7	Apr. 2	Utah	W 106-92	55-21
Jan. 8	@ Portland	L 98-107	28-8	Apr. 4	San Antonio	L 81-100	55-22
Jan. 10	Milwaukee	W 95-77	29-8	Apr. 8	@ Denver	L 96-98	55-23
Jan. 12	@ San Antonio	L 85-105	29-9	Apr. 9	@ Minnesota	W 97-88	56-23
Jan. 13	@ Dallas	W 100-95	30-9	Apr. 11	Portland	L 88-91	56-24
Jan. 15	L.A. Clippers	W 126-86	31-9	Apr. 13	Sacramento	W 106-100	57-24
Jan. 18	Orlando	W 98-92	32-9	Apr. 14	@ L.A. Clippers	L 91-107	57-25

2010-11 LOS ANGELES LAKERS



57-25 - 1ST IN PACIFIC DIVISION

Head Coach: Phil Jackson
Asst. Coaches: Jim Cleamons, Frank Hamblen, Chuck Person, Brian Shaw
Standing: Steve Blake, Shannon Brown, Luke Walton, Matt Barnes, Kobe Bryant, Derek Fisher
Seated: Devin Ebanks, Joe Smith, Lamar Odom, Pau Gasol, Andrew Bynum, Theo Ratliff, Derrick Caracter, Metta World Peace
Not pictured: Trey Johnson, Sasha Vujacic

2010-11 REGULAR SEASON STATISTICS / GAME-BY-GAME RESULTS

	G	MIN	FG	FGA	PCT	3P	3A	PCT	FT	FTA	PCT	OFF	DEF	TOT	AST	PF	DQ	STL	TO	BLK	PTS	AVG
Bryant	82	2779	740	1639	.451	115	356	.323	483	583	.828	83	336	419	388	172	0	99	243	12	2078	25.3
Gasol	82	3037	593	1120	.529	1	3	.333	354	430	.823	268	568	836	273	203	2	48	142	130	1541	18.8
Odom	82	2639	473	893	.530	68	178	.382	166	246	.675	175	535	710	249	200	1	47	139	61	1180	14.4
Bynum	54	1500	237	413	.574	0	0	---	138	209	.660	170	338	508	73	140	1	19	74	106	612	11.3
Brown	82	1568	273	643	.425	74	212	.349	92	101	.911	35	122	157	96	124	0	67	75	16	712	8.7
World Peace	82	2410	261	658	.397	83	233	.356	92	136	.676	100	167	267	175	181	1	124	90	36	697	8.5
Fisher	82	2297	206	529	.389	63	159	.396	83	103	.806	14	138	152	224	192	0	99	70	8	558	6.8
Barnes	53	1020	131	279	.470	34	107	.318	60	77	.779	73	155	228	71	127	0	39	58	22	356	6.7
Johnson†	1	13	2	3	.667	0	0	---	2	2	1.00	0	0	0	0	1	0	0	0	0	6	6.0
Blake	79	1581	110	306	.359	73	193	.378	26	30	.867	19	137	156	170	99	0	40	73	3	319	4.0
Ebanks	20	118	21	51	.412	2	5	.400	18	23	.783	15	12	27	2	7	0	4	6	5	62	3.1
Caracter	41	215	32	66	.485	0	0	---	17	23	.739	19	24	43	7	47	1	4	19	10	81	2.0
Vujacic*	11	54	8	23	.348	3	7	.429	1	2	.500	1	3	4	5	7	0	1	5	0	20	1.8
Walton	54	484	38	116	.328	8	34	.235	7	10	.700	9	58	67	62	38	0	9	31	4	91	1.7
Smith†	12	44	2	12	.167	0	0	---	2	2	1.00	2	16	18	3	10	0	0	3	4	6	0.5
Ratliff	10	71	1	6	.167	0	0	---	0	2	.000	6	7	13	3	7	0	2	3	5	2	0.2

DATE	OPPONENT	BOX SCORE	W / L	DATE	OPPONENT	BOX SCORE	W / L
Oct. 26	Houston	W 112-110	1-0	Jan. 16	@ L.A. Clippers	L 92-99	30-12
Oct. 29	@ Phoenix	W 114-106	2-0	Jan. 17	Oklahoma City	W 101-94	31-12
Oct. 31	Golden State	W 107-83	3-0	Jan. 19	@ Dallas	L 100-109	31-13
Nov. 2	Memphis	W 124-105	4-0	Jan. 21	@ Denver	W 107-97	32-13
Nov. 3	@ Sacramento	W 112-100	5-0	Jan. 25	Utah	W 120-91	33-13
Nov. 5	Toronto	W 108-103	6-0	Jan. 28	Sacramento	L 95-100	33-14
Nov. 7	Portland	W 121-96	7-0	Jan. 30	Boston	L 96-109	33-15
Nov. 9	Minnesota	W 99-94	8-0	Feb. 1	Houston	W 114-106 (OT)	34-15
Nov. 11	@ Denver	L 112-118	8-1	Feb. 3	San Antonio	L 88-89	34-16
Nov. 14	Phoenix	L 116-121	8-2	Feb. 5	@ New Orleans	W 101-95	35-16
Nov. 16	@ Milwaukee	W 118-107	9-2	Feb. 7	@ Memphis	W 93-84	36-16
Nov. 17	Detroit	W 103-90	10-2	Feb. 10	@ Boston	W 92-86	37-16
Nov. 19	@ Minnesota	W 112-95	11-2	Feb. 11	@ New York	W 113-96	38-16
Nov. 21	Golden State	W 117-89	12-2	Feb. 13	@ Orlando	L 75-89	38-17
Nov. 23	Chicago	W 98-91	13-2	Feb. 14	@ Charlotte	L 89-109	38-18
Nov. 26	@ Utah	L 96-102	13-3	Feb. 16	@ Cleveland	L 99-104	38-19
Nov. 28	Indiana	L 92-95	13-4	Feb. 22	Atlanta	W 104-80	39-19
Nov. 30	@ Memphis	L 96-98	13-5	Feb. 23	@ Portland	W 106-101 (OT)	40-19
Dec. 1	@ Houston	L 99-109	13-6	Feb. 25	L.A. Clippers	W 108-95	41-19
Dec. 3	Sacramento	W 113-80	14-6	Feb. 27	@ Oklahoma City	W 90-87	42-19
Dec. 7	Washington	W 115-108	15-6	Mar. 1	@ Minnesota	W 90-79	43-19
Dec. 8	@ L.A. Clippers	W 87-86	16-6	Mar. 4	Charlotte	W 92-84	44-19
Dec. 10	@ Chicago	L 84-88	16-7	Mar. 6	@ San Antonio	W 99-83	45-19
Dec. 12	@ New Jersey	W 99-92	17-7	Mar. 8	@ Atlanta	W 101-87	46-19
Dec. 14	@ Washington	W 103-89	18-7	Mar. 10	@ Miami	L 88-94	46-20
Dec. 15	@ Indiana	W 109-94	19-7	Mar. 12	@ Dallas	W 96-91	47-20
Dec. 17	@ Philadelphia	W 93-81	20-7	Mar. 14	Orlando	W 97-84	48-20
Dec. 19	@ Toronto	W 120-110	21-7	Mar. 18	Minnesota	W 106-98	49-20
Dec. 21	Milwaukee	L 79-98	21-8	Mar. 20	Portland	W 84-80	50-20
Dec. 25	Miami	L 80-96	21-9	Mar. 22	Phoenix	W 139-137 (3OT)	51-20
Dec. 28	@ San Antonio	L 82-97	21-10	Mar. 25	L.A. Clippers	W 112-104	52-20
Dec. 29	@ New Orleans	W 103-88	22-10	Mar. 27	New Orleans	W 102-84	53-20
Dec. 31	Philadelphia	W 102-98	23-10	Mar. 31	Dallas	W 110-82	54-20
Jan. 2	Memphis	L 85-104	23-11	Apr. 1	@ Utah	W 96-85	55-20
Jan. 4	Detroit	W 108-83	24-11	Apr. 3	Denver	L 90-95	55-21
Jan. 5	@ Phoenix	W 99-95	25-11	Apr. 5	Utah	L 85-86	55-22
Jan. 7	New Orleans	W 101-97	26-11	Apr. 6	@ Golden State	L 87-95	55-23
Jan. 9	New York	W 109-87	27-11	Apr. 8	@ Portland	L 86-93	55-24
Jan. 11	Cleveland	W 112-57	28-11	Apr. 10	Oklahoma City	L 106-120	55-25
Jan. 12	@ Golden State	W 115-110	29-11	Apr. 12	San Antonio	W 102-93	56-25
Jan. 14	New Jersey	W 100-88	30-11	Apr. 13	@ Sacramento	W 116-108 (OT)	57-25

* Did not finish season on Laker roster;
† Totals with Lakers only

41-25 - 1ST IN PACIFIC DIVISION

Head Coach: Mike Brown
Asst. Coaches: Darvin Ham, John Kuester, Chuck Person, Quin Snyder
Standing: Steve Blake, Darius Morris, Metta World Peace, Kobe Bryant, Ramon Sessions, Andrew Goudelock
Seated: Matt Barnes, Jordan Hill, Troy Murphy, Pau Gasol, Andrew Bynum, Josh McRoberts, Devin Ebanks, Christian Eyenga



2011-2012 REGULAR SEASON STATISTICS / GAME-BY-GAME RESULTS

	G	MIN	FG	FGA	PCT	3P	3A	PCT	FT	FTA	PCT	OFF	DEF	TOT	AST	PF	DQ	STL	TO	BLK	PTS	AVG
Bryant	58	2232	574	1336	.430	87	287	.303	381	451	.845	66	247	313	264	105	0	69	204	18	1616	27.9
Bynum	60	2112	444	796	.558	1	5	.200	234	338	.692	192	517	709	85	104	0	27	152	116	1123	18.7
Gasol	65	2430	459	917	.501	7	27	.259	204	261	.782	183	495	678	238	127	0	37	142	88	1129	17.4
Sessions†	23	701	101	211	.479	17	35	.486	72	101	.713	14	73	87	142	37	0	17	59	2	291	12.7
Barnes	63	1440	175	387	.452	46	138	.333	95	128	.742	97	247	344	126	152	2	35	73	48	491	7.8
World Peace	64	1720	183	465	.394	56	189	.296	71	115	.617	71	147	218	140	137	1	69	69	27	493	7.7
Fisher*	43	1101	92	240	.383	24	74	.324	44	53	.830	10	82	92	142	85	1	40	58	3	252	5.9
Blake	53	1237	101	268	.377	53	158	.335	21	27	.778	9	76	85	174	75	0	39	72	2	276	5.2
Hill†	7	82	14	30	.467	0	---	---	5	8	.625	14	17	31	2	11	0	5	7	6	33	4.7
Goudelock	40	419	68	174	.391	28	75	.373	11	12	.917	5	26	31	20	32	0	4	21	0	175	4.4
Ebanks	24	396	37	89	.416	0	9	.000	23	35	.657	26	28	54	12	26	0	11	18	6	97	4.0
Murphy	59	956	77	171	.450	28	67	.418	6	9	.667	40	151	191	51	98	1	15	26	16	188	3.2
McRoberts	50	718	56	118	.475	3	7	.429	23	36	.639	61	110	171	51	74	0	15	31	18	138	2.8
Eyenga†	1	19	3	6	.500	0	1	.000	2	2	1.00	1	1	2	1	0	0	0	1	1	8	8.0
Morris	19	169	18	42	.429	4	9	.444	6	9	.667	2	14	16	21	21	0	2	19	0	46	2.4
Kapono*	27	269	21	55	.382	8	27	.296	4	4	1.00	2	12	14	11	16	0	3	6	0	54	2.0
Walton*	9	65	6	14	.429	0	4	.000	0	0	---	6	8	14	5	9	0	2	2	0	12	1.3

DATE	OPPONENT	BOX SCORE	W / L	DATE	OPPONENT	BOX SCORE	W / L
Dec. 25	@ Chicago	L 87-88	0-1	Mar. 13	@ Memphis	W 116-111 (2OT)	26-16
Dec. 26	@ Sacramento	L 91-100	0-2	Mar. 14	@ New Orleans	W 107-101 (OT)	27-16
Dec. 27	Utah	W 96-71	1-2	Mar. 16	Minnesota	W 97-92	28-16
Dec. 29	New York	W 99-82	2-2	Mar. 18	Utah	L 99-103	28-17
Dec. 31	Denver	W 92-89	3-2	Mar. 20	@ Houston	L 104-107	28-18
Jan. 1	@ Denver	L 90-99	3-3	Mar. 21	@ Dallas	W 109-93	29-18
Jan. 3	Houston	W 108-99	4-3	Mar. 23	Portland	W 103-96	30-18
Jan. 5	@ Portland	L 96-107	4-4	Mar. 25	Memphis	L 96-102	30-19
Jan. 6	Golden State	W 97-90	5-4	Mar. 27	@ Golden State	W 104-101	31-19
Jan. 8	Memphis	W 90-82	6-4	Mar. 29	Oklahoma City	L 93-102	31-20
Jan. 10	Phoenix	W 99-83	7-4	Mar. 31	New Orleans	W 88-85	32-20
Jan. 11	@ Utah	W 90-87 (OT)	8-4	Apr. 1	Golden State	W 120-112	33-20
Jan. 13	Cleveland	W 97-92	9-4	Apr. 3	New Jersey	W 91-87	34-20
Jan. 14	@ L.A. Clippers	L 94-102	9-5	Apr. 4	@ L.A. Clippers	W 113-108	35-20
Jan. 16	Dallas	W 73-70	10-5	Apr. 6	Houston	L 107-112	35-21
Jan. 19	@ Miami	L 87-98	10-6	Apr. 7	@ Phoenix	L 105-125	35-22
Jan. 20	@ Orlando	L 80-92	10-7	Apr. 9	@ New Orleans	W 93-91	36-22
Jan. 22	Indiana	L 96-98	10-8	Apr. 11	@ San Antonio	W 98-84	37-22
Jan. 25	L.A. Clippers	W 96-91	11-8	Apr. 13	Denver	W 103-97	38-22
Jan. 28	@ Milwaukee	L 89-100	11-9	Apr. 15	Dallas	W 112-108 (OT)	39-22
Jan. 29	@ Minnesota	W 106-101	12-9	Apr. 17	San Antonio	L 91-112	39-23
Jan. 31	Charlotte	W 106-73	13-9	Apr. 18	@ Golden State	W 99- 87	40-23
Feb. 3	@ Denver	W 93-89	14-9	Apr. 20	@ San Antonio	L 97-121	40-24
Feb. 4	@ Utah	L 87-96	14-10	Apr. 22	Oklahoma City	W 114-106 (2OT)	41-24
Feb. 6	@ Philadelphia	L 90-95	14-11	Apr. 26	@ Sacramento	L 96-113	41-25
Feb. 9	@ Boston	W 88-87 (OT)	15-11				
Feb. 10	@ New York	L 85-92	15-12				
Feb. 12	@ Toronto	W 94-92	16-12				
Feb. 14	Atlanta	W 86-78	17-12				
Feb. 17	Phoenix	W 111-99	18-12				
Feb. 19	@ Phoenix	L 90-102	18-13				
Feb. 20	Portland	W 103-92	19-13				
Feb. 22	@ Dallas	W 96-91	20-13				
Feb. 23	@ Oklahoma City	L 85-100	20-14				
Feb. 29	Minnesota	W 104-85	21-14				
Mar. 2	Sacramento	W 115-107	22-14				
Mar. 4	Miami	W 93-83	23-14				
Mar. 6	@ Detroit	L 85-98 (OT)	23-15				
Mar. 7	@ Washington	L 101-106	23-16				
Mar. 9	@ Minnesota	W 105-102	24-16				
Mar. 11	Boston	W 97-94	25-16				

*Did not finish season on Laker roster.
† Totals with Lakers only.

2012-13 LOS ANGELES LAKERS



45-37 - 3RD IN PACIFIC DIVISION

Head Coach: Mike D'Antoni
Asst. Coaches: Bernie Bickerstaff, Steve Clifford, Darvin Ham, Eddie Jordan, Chuck Person, Dan D'Antoni
Standing: Steve Blake, Jodie Meeks, Darius Morris, Chris Duhon, Steve Nash
Seated: Kobe Bryant, Antawn Jamison, Earl Clark, Dwight Howard, Pau Gasol, Robert Sacre, Jordan Hill, Devin Ebanks, Metta World Peace
Not pictured: Andrew Goudelock

2012-13 REGULAR SEASON STATISTICS / GAME-BY-GAME RESULTS

	G	MIN	FG	FGA	PCT	3P	3A	PCT	FT	FTA	PCT	OFF	DEF	TOT	AST	PF	DQ	STL	TO	BLK	PTS	AVG
Bryant	78	3013	738	1595	.463	132	407	.324	525	626	.839	66	367	433	469	173	0	106	287	25	2133	27.3
Howard	76	2722	470	813	.578	1	6	.167	355	721	.492	251	694	945	108	291	5	84	225	186	1296	17.1
Gasol	49	1655	270	579	.466	8	28	.286	125	178	.702	111	310	421	200	93	0	24	104	61	673	13.7
Nash	50	1627	236	475	.497	57	130	.438	107	116	.922	26	116	142	333	70	0	30	126	5	636	12.7
World Peace	75	2530	332	824	.403	141	412	.342	124	169	.734	101	271	372	112	198	4	122	98	42	929	12.4
Jamison	76	1636	267	575	.464	84	233	.361	94	136	.691	109	253	362	50	124	1	30	53	22	712	9.4
Meeks	78	1663	205	530	.387	122	342	.357	86	96	.896	37	134	171	69	103	0	58	52	5	618	7.9
Blake	45	1175	114	270	.422	72	171	.421	27	35	.771	21	111	132	173	83	2	34	62	6	327	7.3
Clark	59	1363	170	386	.440	35	104	.337	53	76	.697	82	243	325	65	102	0	36	62	44	428	7.3
Hill	29	458	77	155	.497	0	2	.000	40	61	.656	82	84	166	13	55	0	8	26	19	194	6.7
Morris	48	683	73	188	.388	24	66	.364	24	37	.649	24	33	57	76	58	0	21	45	2	194	4.0
Ebanks	19	197	24	73	.329	6	22	.273	11	14	.786	10	31	41	10	23	0	3	11	1	65	3.4
Duhon	46	820	47	123	.382	33	91	.363	6	13	.462	11	57	68	133	56	0	20	40	1	133	2.9
Sacre	32	203	18	48	.375	0	0	---	7	11	.636	9	25	34	6	38	1	0	10	10	43	1.3
Goudelock	1	6	0	2	.000	0	0	---	0	0	---	1	0	1	0	0	0	0	0	0	0	0.0
Johnson-Odom*	4	6	0	4	.000	0	1	.000	0	0	---	1	3	4	1	0	0	0	0	0	0	0.0

DATE	OPPONENT	BOX SCORE	W / L	DATE	OPPONENT	BOX SCORE	W / L
Oct. 30	@ Dallas	L 91-99	0-1	Jan. 23	@ Memphis	L 93-106	17-25
Oct. 31	@ Portland	L 106-116	0-2	Jan. 25	Utah	W 102-84	18-25
Nov. 2	L.A. Clippers	L 95-105	0-3	Jan. 27	Oklahoma City	W 105-96	19-25
Nov. 4	Detroit	W 108-79	1-3	Jan. 29	New Orleans	W 111-106	20-25
Nov. 7	@ Utah	L 86-95	1-4	Jan. 30	@ Phoenix	L 86-92	20-26
Nov. 9	Golden State	W 101-77	2-4	Feb. 1	@ Minnesota	W 111-100	21-26
Nov. 11	Sacramento	W 103-90	3-4	Feb. 3	@ Detroit	W 98-97	22-26
Nov. 13	San Antonio	L 82-84	3-5	Feb. 5	@ Brooklyn	W 92-83	23-26
Nov. 16	Phoenix	W 114-102	4-5	Feb. 7	@ Boston	L 95-116	23-27
Nov. 18	Houston	W 119-108	5-5	Feb. 8	@ Charlotte	W 100-93	24-27
Nov. 20	Brooklyn	W 95-90	6-5	Feb. 10	@ Miami	L 97-107	24-28
Nov. 21	@ Sacramento	L 97-113	6-6	Feb. 12	Phoenix	W 91-85	25-28
Nov. 23	@ Memphis	L 98-106	6-7	Feb. 14	L.A. Clippers	L 101-125	25-29
Nov. 24	@ Dallas	W 115-89	7-7	Feb. 20	Boston	W 113-99	26-29
Nov. 27	Indiana	L 77-79	7-8	Feb. 22	Portland	W 111-107	27-29
Nov. 30	Denver	W 122-103	8-8	Feb. 24	@ Dallas	W 103-99	28-29
Dec. 2	Orlando	L 103-113	8-9	Feb. 25	@ Denver	L 108-119	28-30
Dec. 4	@ Houston	L 105-107	8-10	Feb. 28	Minnesota	W 116-94	29-30
Dec. 5	@ New Orleans	W 103-87	9-10	Mar. 3	Atlanta	W 99-98	30-30
Dec. 7	@ Oklahoma City	L 108-114	9-11	Mar. 5	@ Oklahoma City	L 105-122	30-31
Dec. 9	Utah	L 110-117	9-12	Mar. 6	@ New Orleans	W 108-102	31-31
Dec. 11	@ Cleveland	L 94-100	9-13	Mar. 8	Toronto	W 118-116 (OT)	32-31
Dec. 13	@ New York	L 107-116	9-14	Mar. 10	Chicago	W 90-81	33-31
Dec. 14	@ Washington	W 102-96	10-14	Mar. 12	@ Orlando	W 106-97	34-31
Dec. 16	@ Philadelphia	W 111-98	11-14	Mar. 13	@ Atlanta	L 92-96	34-32
Dec. 18	Charlotte	W 101-100	12-14	Mar. 15	@ Indiana	W 99-93	35-32
Dec. 22	@ Golden State	W 118-115 (OT)	13-14	Mar. 17	Sacramento	W 113-102	36-32
Dec. 25	New York	W 100-94	14-14	Mar. 18	@ Phoenix	L 76-99	36-33
Dec. 26	@ Denver	L 114-126	14-15	Mar. 22	Washington	L 100-103	36-34
Dec. 28	Portland	W 104-87	15-15	Mar. 25	@ Golden State	L 103-109	36-35
Jan. 1	Philadelphia	L 99-103	15-16	Mar. 27	@ Minnesota	W 120-117	37-35
Jan. 4	@ L.A. Clippers	L 102-107	15-17	Mar. 28	@ Milwaukee	L 103-113	37-36
Jan. 6	Denver	L 105-112	15-18	Mar. 30	@ Sacramento	W 103-98	38-36
Jan. 8	@ Houston	L 112-125	15-19	Apr. 2	Dallas	W 101-81	39-36
Jan. 9	@ San Antonio	L 105-108	15-20	Apr. 5	Memphis	W 86-84	40-36
Jan. 11	Oklahoma City	L 101-116	15-21	Apr. 7	@ L.A. Clippers	L 95-109	40-37
Jan. 13	Cleveland	W 113-93	16-21	Apr. 9	New Orleans	W 104-96	41-37
Jan. 15	Milwaukee	W 104-88	17-21	Apr. 10	@ Portland	W 113-106	42-37
Jan. 17	Miami	L 90-99	17-22	Apr. 12	Golden State	W 118-116	43-37
Jan. 20	@ Toronto	L 103-108	17-23	Apr. 14	San Antonio	W 91-84	44-37
Jan. 21	@ Chicago	L 83-95	17-24	Apr. 17	Houston	W 99-95 (OT)	45-37

* Did not finish season on Laker roster

27-55 - 5TH IN PACIFIC DIVISION

Head Coach: Mike D'Antoni
Asst. Coaches: Dan D'Antoni, Johnny Davis, Kurt Rambis, Larry Lewis, Mark Madsen
Standing: Jordan Farmar, MarShon Brooks, Kendall Marshall, Jodie Meeks, Steve Nash
Seated: Kobe Bryant, Wesley Johnson, Ryan Kelly, Chris Kaman, Pau Gasol, Robert Sacre, Kent Bazemore, Nick Young, Xavier Henry
Not pictured: Jordan Hill



2013-14 REGULAR SEASON STATISTICS / GAME-BY-GAME RESULTS

	G	MIN	FG	FGA	PCT	3P	3A	PCT	FT	FTA	PCT	OFF	DEF	TOT	AST	PF	DO	STL	TO	BLK	PTS	AVG
Young	64	1810	387	889	.435	135	350	.386	235	285	.825	29	137	166	95	156	2	46	95	12	1144	17.9
Gasol	60	1884	425	885	.480	4	14	.286	187	254	.736	124	456	580	201	124	0	27	141	92	1041	17.4
Meeks	77	2556	413	892	.463	162	404	.401	221	258	.857	30	164	194	138	119	0	111	111	4	1209	15.7
Bryant	6	177	31	73	.425	3	16	.188	18	21	.857	2	24	26	38	9	0	7	34	1	83	13.8
Bazemore†	23	643	111	246	.451	33	89	.371	47	73	.644	5	72	77	71	60	0	31	51	7	302	13.1
Kaman	39	736	176	346	.509	0	3	.000	52	68	.765	54	175	229	58	93	1	11	74	40	404	10.4
Farmar	41	912	151	364	.415	70	160	.438	44	59	.746	20	84	104	199	65	0	38	95	8	416	10.1
Henry	43	908	144	345	.417	28	81	.346	116	177	.655	25	89	114	51	79	0	44	57	7	432	10.0
Hill	72	1500	286	521	.549	0	1	.000	124	181	.685	194	341	535	54	172	2	29	75	64	696	9.7
Blake*	27	891	88	233	.378	52	131	.397	28	35	.800	8	95	103	205	49	0	34	71	2	256	9.5
Johnson	79	2240	277	651	.426	100	271	.369	61	77	.792	70	278	348	124	207	1	86	90	77	715	9.1
M. Harris*	9	180	28	70	.400	7	20	.350	10	12	.833	7	27	34	11	10	0	4	9	1	73	8.1
Kelly	59	1312	157	371	.423	48	142	.338	110	135	.815	42	177	219	95	147	0	32	47	45	472	8.0
Marshall	54	1564	170	419	.406	71	178	.399	19	36	.528	15	140	155	477	76	0	48	150	4	430	8.0
Nash	15	313	36	94	.383	8	24	.333	22	24	.917	4	25	29	86	18	0	7	31	2	102	6.8
Brooks†	18	228	43	88	.489	11	19	.579	18	26	.692	8	22	30	21	16	0	12	17	3	115	6.4
Williams*	36	751	73	192	.380	42	129	.326	14	20	.700	25	142	167	30	93	2	19	21	30	202	5.6
Sacre	65	1089	143	300	.477	0	0	---	64	94	.681	82	172	254	51	134	2	24	44	47	350	5.4
E. Harris*	2	11	0	1	.000	0	0	---	0	0	---	1	0	1	1	0	0	1	0	0	0	0.0

DATE	OPPONENT	BOX SCORE	W / L	DATE	OPPONENT	BOX SCORE	W / L
Oct. 29	L.A. Clippers	W 116-103	1-0	Jan. 20	@ Chicago	L 100-102 (OT)	16-26
Oct. 30	@ Golden State	L 94-125	1-1	Jan. 23	@ Miami	L 102-109	16-27
Nov. 1	San Antonio	L 85-91	1-2	Jan. 24	@ Orlando	L 105-114	16-28
Nov. 3	Atlanta	W 105-103	2-2	Jan. 26	@ New York	L 103-110	16-29
Nov. 5	@ Dallas	L 104-123	2-3	Jan. 28	Indiana	L 92-104	16-30
Nov. 7	@ Houston	W 99-98	3-3	Jan. 31	Charlotte	L 100-110	16-31
Nov. 8	@ New Orleans	L 85-96	3-4	Feb. 4	@ Minnesota	L 99-109	16-32
Nov. 10	Minnesota	L 90-113	3-5	Feb. 5	@ Cleveland	W 119-108	17-32
Nov. 12	New Orleans	W 116-95	4-5	Feb. 7	@ Philadelphia	W 112-98	18-32
Nov. 13	@ Denver	L 99-111	4-6	Feb. 9	Chicago	L 86-92	18-33
Nov. 15	Memphis	L 86-89	4-7	Feb. 11	Utah	L 79-96	18-34
Nov. 17	Detroit	W 114-99	5-7	Feb. 13	Oklahoma City	L 103-107	18-35
Nov. 22	Golden State	W 102-95	6-7	Feb. 19	Houston	L 108-134	18-36
Nov. 24	Sacramento	W 100-86	7-7	Feb. 21	Boston	W 101-92	19-36
Nov. 26	@ Washington	L 111-116	7-8	Feb. 23	@ Indiana	L 102-108	19-37
Nov. 27	@ Brooklyn	W 99-94	8-8	Feb. 25	@ Memphis	L 98-118	19-38
Nov. 29	@ Detroit	W 106-102	9-8	Feb. 26	@ Memphis	L 103-108	19-39
Dec. 1	Portland	L 108-114	9-9	Feb. 28	Sacramento	W 126-122	20-39
Dec. 6	@ Sacramento	W 106-100	10-9	Mar. 3	@ Portland	W 107-106	21-39
Dec. 8	Toronto	L 94-106	10-10	Mar. 4	New Orleans	L 125-132	21-40
Dec. 10	Phoenix	L 108-114	10-11	Mar. 6	L.A. Clippers	L 94-142	21-41
Dec. 13	@ Oklahoma City	L 97-122	10-12	Mar. 7	@ Denver	L 126-134	21-42
Dec. 14	@ Charlotte	W 88-85	11-12	Mar. 9	Oklahoma City	W 114-110	22-42
Dec. 16	@ Atlanta	L 100-114	11-13	Mar. 13	@ Oklahoma City	L 102-131	22-43
Dec. 17	@ Memphis	W 96-92	12-13	Mar. 14	@ San Antonio	L 85-119	22-44
Dec. 20	Minnesota	W 104-91	13-13	Mar. 19	San Antonio	L 109-125	22-45
Dec. 21	@ Golden State	L 83-102	13-14	Mar. 21	Washington	L 107-117	22-46
Dec. 23	@ Phoenix	L 90-117	13-15	Mar. 23	Orlando	W 103-94	23-46
Dec. 25	Miami	L 95-101	13-16	Mar. 25	New York	W 127-96	24-46
Dec. 27	@ Utah	L 103-105	13-17	Mar. 27	@ Milwaukee	L 105-108	24-47
Dec. 29	Philadelphia	L 104-111	13-18	Mar. 28	@ Minnesota	L 107-143	24-48
Dec. 31	Milwaukee	L 79-94	13-19	Mar. 30	Phoenix	W 115-99	25-48
Jan. 3	Utah	W 110-99	14-19	Apr. 1	Portland	L 112-124	25-49
Jan. 5	Denver	L 115-137	14-20	Apr. 2	@ Sacramento	L 102-107	25-50
Jan. 7	@ Dallas	L 97-110	14-21	Apr. 4	Dallas	L 95-107	25-51
Jan. 8	@ Houston	L 99-113	14-22	Apr. 6	@ L.A. Clippers	L 97-120	25-52
Jan. 10	@ L.A. Clippers	L 87-123	14-23	Apr. 8	Houston	L 130-145	25-53
Jan. 14	Cleveland	L 118-120	14-24	Apr. 11	Golden State	L 95-112	25-54
Jan. 15	@ Phoenix	L 114-121	14-25	Apr. 13	Memphis	L 90-102	25-55
Jan. 17	@ Boston	W 107-104	15-25	Apr. 14	@ Utah	W 119-104	26-55
Jan. 19	@ Toronto	W 112-106	16-25	Apr. 16	@ San Antonio	W 113-100	27-55

*Did not finish season on Laker roster.
† Totals with Lakers only.

2014-15 LOS ANGELES LAKERS



21-61 - 5TH IN PACIFIC DIVISION

Head Coach: Byron Scott
Asst. Coaches: Paul Pressey, Jim Eyen, Mark Madsen, Larry Lewis, Thomas Scott
Standing: Jeremy Lin, Jabari Brown, Jordan Clarkson, Kobe Bryant, Wayne Ellington, Ronnie Price
Seated: Wesley Johnson, Julius Randle, Tarik Black, Ryan Kelly, Robert Sacre, Jordan Hill, Ed Davis, Carlos Boozer, Nick Young
Not pictured: Vander Blue

2014-15 REGULAR SEASON STATISTICS / GAME-BY-GAME RESULTS

	G	MIN	FG	FGA	PCT	3P	3A	PCT	FT	FTA	PCT	OFF	DEF	TOT	AST	PF	DQ	STL	TO	BLK	PTS	AVG
Bryant	35	1207	266	713	.373	54	184	.293	196	241	.813	26	173	199	197	65	0	47	128	7	782	22.3
Young	42	1000	174	476	.366	83	225	.369	132	148	.892	17	79	96	41	83	0	23	44	11	563	13.4
Hill	70	1874	357	777	.459	3	11	.273	124	168	.738	174	382	556	103	164	2	34	106	52	841	12.0
Brown	19	568	70	170	.412	23	62	.371	64	85	.753	3	33	36	40	33	0	12	32	2	227	11.9
Clarkson	59	1476	267	596	.448	38	121	.314	131	158	.829	56	135	191	206	109	1	51	96	12	703	11.9
Boozer	71	1692	371	743	.499	0	---	---	94	150	.627	111	371	482	95	184	2	41	92	12	836	11.8
Lin	74	1907	277	654	.424	65	176	.369	213	268	.795	26	170	196	339	189	1	82	166	32	832	11.2
Blue	2	74	9	30	.300	2	10	.200	2	5	.400	2	7	9	8	4	0	3	6	0	22	11.0
Ellington	65	1675	254	617	.412	90	243	.370	52	64	.813	31	179	210	105	77	0	33	50	2	650	10.0
Johnson	76	2245	286	691	.414	91	259	.351	90	112	.804	67	252	319	124	162	4	59	87	45	753	9.9
Buycks*	6	123	18	40	.450	7	11	.636	9	10	.900	2	10	12	14	3	0	3	12	0	52	8.7
Davis	79	1840	282	469	.601	0	---	---	92	189	.487	230	370	600	94	202	4	49	58	98	656	8.3
Black†	38	803	112	190	.589	0	---	---	50	89	.562	84	157	241	34	102	2	13	29	22	274	7.2
Kelly	52	1233	104	309	.337	45	134	.336	79	95	.832	13	133	146	92	118	1	30	37	24	332	6.4
Price	43	982	77	223	.345	31	109	.284	36	45	.800	19	50	69	165	118	2	67	52	4	221	5.1
Sacre	67	1133	126	306	.412	0	---	---	1,000	55	.671	89	144	233	55	121	1	28	36	43	307	4.6
Henry*	9	86	3	13	.233	0	---	---	14	24	.583	2	4	3	6	0	3	3	0	20	2.2	
Randle	1	14	1	3	.331	0	---	---	0	2	.000	0	0	0	0	1	0	0	1	0	2	2.0

DATE	OPPONENT	BOX SCORE	W / L	DATE	OPPONENT	BOX SCORE	W / L
Oct. 28	Houston	L 90-108	0-1	Jan. 19	@ Phoenix	L 100-115	12-30
Oct. 29	@ Phoenix	L 99-119	0-2	Jan. 21	@ New Orleans	L 80-96	12-31
Oct. 31	L.A. Clippers	L 111-118	0-3	Jan. 23	@ San Antonio	L 85-99	12-32
Nov. 1	@ Golden State	L 104-127	0-4	Jan. 25	Houston	L 87-99	12-33
Nov. 4	Phoenix	L 106-112	0-5	Jan. 27	Washington	L 92-98	12-34
Nov. 9	Charlotte	W 107-92	1-5	Jan. 29	Chicago	W 123-118 (2OT)	13-34
Nov. 11	@ Memphis	L 102-107	1-6	Feb. 1	@ New York	L 80-92	13-35
Nov. 12	@ New Orleans	L 102-109	1-7	Feb. 4	@ Milwaukee	L 105-113 (OT)	13-36
Nov. 14	San Antonio	L 80-93	1-8	Feb. 6	@ Orlando	L 97-103 (OT)	13-37
Nov. 16	Golden State	L 115-136	1-9	Feb. 8	@ Cleveland	L 105-120	13-38
Nov. 18	@ Atlanta	W 114-109	2-9	Feb. 10	Denver	L 96-106	13-39
Nov. 19	@ Houston	W 98-92	3-9	Feb. 11	@ Portland	L 86-102	13-40
Nov. 21	@ Dallas	L 106-140	3-10	Feb. 20	Brooklyn	L 105-114	13-41
Nov. 23	Denver	L 94-101 (OT)	3-11	Feb. 22	Boston	W 118-111 (OT)	14-41
Nov. 26	Memphis	L 93-99	3-12	Feb. 25	@ Utah	W 100-97	15-41
Nov. 28	Minnesota	L 119-120	3-13	Feb. 27	Milwaukee	W 101-93	16-41
Nov. 30	Toronto	W 129-122 (OT)	4-13	Mar. 1	Oklahoma City	L 101-108	16-42
Dec. 2	@ Detroit	W 106-96	5-13	Mar. 3	@ Charlotte	L 103-104	16-43
Dec. 3	@ Washington	L 95-111	5-14	Mar. 4	@ Miami	L 94-100	16-44
Dec. 5	@ Boston	L 96-113	5-15	Mar. 6	@ Memphis	L 90-97	16-45
Dec. 7	New Orleans	L 87-104	5-16	Mar. 8	Dallas	L 93-100	16-46
Dec. 9	Sacramento	W 98-95	6-16	Mar. 10	Detroit	W 93-85	17-46
Dec. 12	@ San Antonio	W 112-110 (OT)	7-16	Mar. 12	New York	L 94-101	17-47
Dec. 14	@ Minnesota	W 100-94	8-16	Mar. 15	Atlanta	L 86-91	17-48
Dec. 15	@ Indiana	L 91-110	8-17	Mar. 16	@ Golden State	L 105-108	17-49
Dec. 19	Oklahoma City	L 103-104	8-18	Mar. 19	Utah	L 73-80	17-50
Dec. 21	@ Sacramento	L 101-108	8-19	Mar. 22	Philadelphia	W 101-87	18-50
Dec. 23	Golden State	W 115-105	9-19	Mar. 24	@ Oklahoma City	L 117-127	18-51
Dec. 25	@ Chicago	L 93-113	9-20	Mar. 25	@ Minnesota	W 101- 99 (OT)	19-51
Dec. 26	@ Dallas	L 98-102	9-21	Mar. 27	@ Toronto	L 83-94	19-52
Dec. 28	Phoenix	L 107-116	9-22	Mar. 29	@ Brooklyn	L 99-107	19-53
Dec. 30	@ Denver	W 111-103	10-22	Mar. 30	@ Philadelphia	W 113-111 (OT)	20-53
Jan. 2	Memphis	L 106-109	10-23	Apr. 1	New Orleans	L 92-113	20-54
Jan. 4	Indiana	W 88-87	11-23	Apr. 3	Portland	L 77-107	20-55
Jan. 5	@ Portland	L 94-98	11-24	Apr. 5	L.A. Clippers	L 78-106	20-56
Jan. 7	@ L.A. Clippers	L 89-114	11-25	Apr. 7	@ L.A. Clippers	L 100-105	20-57
Jan. 9	Orlando	W 101-84	12-25	Apr. 8	@ Denver	L 101-119	20-58
Jan. 11	Portland	L 94-106	12-26	Apr. 10	Minnesota	W 106-98	21-58
Jan. 13	Miami	L 75-78	12-27	Apr. 12	Dallas	L 106-120	21-59
Jan. 15	Cleveland	L 102-109	12-28	Apr. 13	@ Sacramento	L 92-102	21-60
Jan. 16	@ Utah	L 85-94	12-29	Apr. 15	Sacramento	L 99-122	21-61

* Did not finish season on Laker roster;
† Totals with Lakers only

17-65 - 5TH IN PACIFIC DIVISION

Head Coach: Byron Scott
Asst. Coaches: Paul Pressey, Jim Eyen, Mark Madsen, Larry Lewis, Thomas Scott
Standing: Lou Williams, D'Angelo Russell, Jordan Clarkson, Kobe Bryant, Anthony Brown, Marcelo Huertas
Seated: Metta World Peace, Julius Randle, Tarik Black, Ryan Kelly, Robert Sacre, Roy Hibbert, Brandon Bass, Larry Nance Jr., Nick Young



2015-16 REGULAR SEASON STATISTICS / GAME-BY-GAME RESULTS

	G	MIN	FG	FGA	PCT	3P	3A	PCT	FT	FTA	PCT	OFF	DEF	TOT	AST	PF	DQ	STL	TO	BLK	PTS	AVG
Bryant	66	1863	398	1113	.358	133	467	.285	232	281	.826	41	206	247	184	115	0	62	129	13	1161	17.6
Clarkson	79	2552	475	1098	.433	111	320	.347	164	204	.804	93	220	313	192	168	1	88	135	7	1225	15.5
Williams	67	1907	283	693	.408	110	320	.344	352	424	.830	31	138	169	167	107	1	62	107	19	1028	15.3
Russell	80	2259	392	956	.410	130	370	.351	140	190	.737	47	227	274	266	142	0	93	196	13	1054	13.2
Randle	81	2286	358	835	.429	10	36	.278	193	270	.715	172	657	829	144	242	2	53	149	29	919	11.3
Young	54	1033	126	372	.339	77	237	.325	63	76	.829	14	83	97	34	50	0	23	30	7	392	7.3
Bass	66	1342	174	317	.549	0	2	.000	125	148	.845	104	181	285	74	125	1	33	42	55	473	7.2
Hibbert	81	1878	182	411	.443	0	2	.000	117	145	.807	132	266	398	95	252	3	32	76	110	481	5.9
Nance	63	1266	158	300	.527	1	10	.100	32	47	.681	101	211	31	44	124	0	54	41	23	349	5.5
World Peace	35	590	55	177	.311	26	84	.310	40	57	.702	19	70	89	27	67	1	22	15	11	176	5.0
Huertas	53	869	97	230	.422	16	61	.262	27	29	.931	18	72	90	182	76	0	26	80	7	237	4.5
Kelly	36	470	55	149	.369	5	37	.135	37	54	.685	21	100	121	20	39	0	13	18	10	152	4.2
A. Brown	29	599	9	126	.310	20	70	.28	17	20	.850	9	61	70	19	34	0	14	15	5	115	4.0
Sacre	25	320	31	75	.413	0	0	---	25	38	.658	32	40	72	14	43	1	4	12	1	87	3.5
Black	39	496	57	104	.548	0	0	---	19	45	.422	44	113	157	16	78	0	14	22	18	133	3.4

DATE	OPPONENT	BOX SCORE	W / L	DATE	OPPONENT	BOX SCORE	W / L
Oct 28	Minnesota	L 111-112	0-1	Jan 16	@ Utah	L 82-109	9-33
Oct 30	@ Sacramento	L 114-132	0-2	Jan 17	Houston	L 95-112	9-34
Nov 1	Dallas	L 93-103	0-3	Jan 20	Sacramento	L 93-112	9-35
Nov 3	Denver	L 109-120	0-4	Jan 22	San Antonio	L 95-108	9-36
Nov 6	@ Brooklyn	W 104-98	1-4	Jan 23	@ Portland	L 103-121	9-37
Nov 8	@ New York	L 95-99	1-5	Jan 26	Dallas	L 90-92	9-38
Nov 10	@ Miami	L 88-101	1-6	Jan 28	Chicago	L 91-114	9-39
Nov 11	@ Orlando	L 99-101	1-7	Jan 29	@ L.A. Clippers	L 93-105	9-40
Nov 13	@ Dallas	L 82-90	1-8	Jan 31	Charlotte	L 82-101	9-41
Nov 15	Detroit	W 97-85	2-8	Feb 2	Minnesota	W 119-115	10-41
Nov 16	@ Phoenix	L 101-120	2-9	Feb 4	@ New Orleans	W 99-96	11-41
Nov 20	Toronto	L 91-102	2-10	Feb 6	@ San Antonio	L 102-106	11-42
Nov 22	Portland	L 93-107	2-11	Feb 8	@ Indiana	L 87-89	11-43
Nov 24	@ Golden State	L 77-111	2-12	Feb 10	@ Cleveland	L 111-120	11-44
Nov 28	@ Portland	L 96-108	2-13	Feb 19	San Antonio	L 113-119	11-45
Nov 29	Indiana	L 103-107	2-14	Feb 21	@ Chicago	L 115-126	11-46
Dec 1	@ Philadelphia	L 91-103	2-15	Feb 22	@ Milwaukee	L 101-108	11-47
Dec 2	@ Washington	W 108-104	3-15	Feb 24	@ Memphis	L 119-128	11-48
Dec 4	@ Atlanta	L 87-100	3-16	Feb 26	Memphis	L 95-112	11-49
Dec 6	@ Detroit	L 91-111	3-17	Mar 1	Brooklyn	W 107-101	12-49
Dec 7	@ Toronto	L 93-102	3-18	Mar 2	@ Denver	L 107-117	12-50
Dec 9	@ Minnesota	L 122-123 (OT)	3-19	Mar 4	Atlanta	L 77-106	12-51
Dec 11	@ San Antonio	L 87-109	3-20	Mar 6	Golden State	W 112-95	13-51
Dec 12	@ Houston	L 97-126	3-21	Mar 8	Orlando	W 107-98	14-51
Dec 15	Milwaukee	W 113-95	4-21	Mar 10	Cleveland	L 108-120	14-52
Dec 17	Houston	L 87-107	4-22	Mar 13	New York	L 87-90	14-53
Dec 19	@ Oklahoma City	L 78-118	4-23	Mar 15	Sacramento	L 98-106	14-54
Dec 22	@ Denver	W 111-107	5-23	Mar 18	Phoenix	L 90-95	14-55
Dec 23	Oklahoma City	L 85-120	5-24	Mar 22	Memphis	W 107-100	15-55
Dec 25	L.A. Clippers	L 84-94	5-25	Mar 23	@ Phoenix	L 107-119	15-56
Dec 27	@ Memphis	L 96-112	5-26	Mar 25	Denver	L 105-116	15-57
Dec 28	@ Charlotte	L 98-108	5-27	Mar 27	Washington	L 88-101	15-58
Dec 30	@ Boston	W 112-104	6-27	Mar 28	@ Utah	L 75-123	15-59
Jan 1	Philadelphia	W 93-84	7-27	Mar 30	Miami	W 102-100 (OT)	16-59
Jan 3	Phoenix	W 97-77	8-27	Apr 3	Boston	L 100-107	16-60
Jan 5	Golden State	L 88-109	8-28	Apr 5	@ L.A. Clippers	L 81-103	16-61
Jan 7	@ Sacramento	L 115-118	8-29	Apr 6	L.A. Clippers	L 81-91	16-62
Jan 8	Oklahoma City	L 113-117	8-30	Apr 8	@ New Orleans	L 102-110	16-63
Jan 10	Utah	L 74-86	8-31	Apr 10	@ Houston	L 110-130	16-64
Jan 12	New Orleans	W 95-91	9-31	Apr 11	@ Oklahoma City	L 79-112	16-65
Jan 14	@ Golden State	L 98-116	9-32	Apr 13	Utah	W 101-96	17-65

2016-17 LOS ANGELES LAKERS



26-56 - 4TH IN PACIFIC DIVISION

Head Coach: Luke Walton
Asst. Coaches: Brian Shaw, Jesse Mermuys, Mark Madsen, Brian Keefe, Jud Buchler, Theo Robertson, Casey Owens
Standing: Tyler Ennis, Metta World Peace, Nick Young, Jordan Clarkson, D'Angelo Russell, Luol Deng
Seated: Julius Randle, Tarik Black, Brandon Ingram, Timofey Mozgov, Ivica Zubac, Thomas Robinson, Corey Brewer, Larry Nance Jr.

2016-17 REGULAR SEASON STATISTICS / GAME-BY-GAME RESULTS

	G	MIN	FG	FGA	PCT	3P	3A	PCT	FT	FTA	PCT	OFF	DEF	TOT	AST	PF	DQ	STL	TO	BLK	PTS	AVG
Williams*	58	1403	326	734	.444	122	317	.385	304	344	.884	14	118	132	183	67	0	65	120	11	1078	18.6
Russell	63	1811	351	867	.405	135	384	.352	147	188	.782	31	190	221	303	130	1	87	176	16	984	15.6
Clarkson	82	2397	477	1071	.445	117	356	.329	134	168	.798	49	197	246	213	150	0	89	164	8	1205	14.7
Young	60	1556	272	633	.430	170	421	.404	77	90	.856	25	113	138	58	137	0	37	36	14	791	13.2
Randle	74	2132	377	774	.487	17	63	.270	204	282	.723	151	486	637	264	248	2	49	173	37	975	13.2
Ingram	79	2279	276	686	.402	55	187	.294	133	214	.621	60	256	316	166	158	1	49	116	36	740	9.4
Deng	56	1486	164	424	.387	51	165	.309	46	63	.730	63	232	295	74	61	0	48	43	20	425	7.6
Zubac	38	609	126	238	.529	0	3	.000	32	49	.653	41	118	159	30	66	0	14	30	33	284	7.5
Mozgov	54	1104	169	328	.515	0	1	.000	63	78	.808	104	160	264	43	133	2	16	72	31	401	7.4
Nance	63	1442	190	361	.526	10	36	.278	59	80	.738	120	249	369	96	149	0	82	56	39	449	7.1
Nwaba	20	397	47	81	.580	1	5	.200	25	39	.641	17	46	63	14	36	0	12	11	7	120	6.0
Black	67	1091	150	293	.512	1	2	.500	82	109	.752	143	199	342	39	173	1	30	58	44	383	5.7
Robinson	48	560	105	196	.536	0	1	.000	31	66	.470	84	139	223	31	76	0	26	46	9	241	5.0
Brewer	24	358	53	121	.438	5	24	.208	18	24	.750	11	41	52	36	29	0	24	19	8	129	5.4
Ennis †	22	392	65	144	.451	21	54	.389	19	22	.864	5	21	26	52	29	0	19	21	2	170	7.7
Calderon*	24	292	32	77	.416	12	34	.353	4	4	1.00	8	34	42	51	22	0	7	26	1	80	3.3
Huertas*	23	237	25	68	.368	4	19	.211	9	17	.529	2	22	24	52	16	0	10	19	2	63	2.7
World Peace	25	160	19	68	.279	9	38	.237	10	16	.625	5	15	20	11	18	0	10	7	2	57	2.3

DATE	OPPONENT	BOX SCORE	W / L	DATE	OPPONENT	BOX SCORE	W / L
Oct 26	Houston	W 120-114	1-0	Jan 10	Portland	L 87-108	15-27
Oct 28	@ Utah	L 89- 96	1-1	Jan 12	@ San Antonio	L 94-134	15-28
Oct 30	@ Oklahoma City	L 96-113	1-2	Jan 14	@ L.A. Clippers	L 97-113	15-29
Nov 1	@ Indiana	L 108-115	1-3	Jan 15	Detroit	L 97-102	15-30
Nov 2	@ Atlanta	W 123-116	2-3	Jan 17	Denver	L 121-127	15-31
Nov 4	Golden State	W 117- 97	3-3	Jan 20	Indiana	W 108- 95	16-31
Nov 6	Phoenix	W 119-108	4-3	Jan 22	@ Dallas	L 73-122	16-32
Nov 8	Dallas	L 97-109	4-4	Jan 25	@ Portland	L 98-105	16-33
Nov 10	@ Sacramento	W 101- 91	5-4	Jan 26	@ Utah	L 88- 96	16-34
Nov 12	@ New Orleans	W 126- 99	6-4	Jan 31	Denver	W 120-116	17-34
Nov 13	@ Minnesota	L 99-125	6-5	Feb 2	@ Washington	L 108-116	17-35
Nov 15	Brooklyn	W 125-118	7-5	Feb 3	@ Boston	L 107-113	17-36
Nov 18	San Antonio	L 107-116	7-6	Feb 6	@ New York	W 121-107	18-36
Nov 20	Chicago	L 110-118	7-7	Feb 8	@ Detroit	L 102-121	18-37
Nov 22	Oklahoma City	W 111-109	8-7	Feb 10	@ Milwaukee	W 122-114	19-37
Nov 23	@ Golden State	L 106-149	8-8	Feb 14	Sacramento	L 96- 97	19-38
Nov 25	Golden State	L 85-109	8-9	Feb 15	@Phoenix	L 101-137	19-39
Nov 27	Atlanta	W 109- 94	9-9	Feb 24	@ Oklahoma City	L 93-110	19-40
Nov 29	@ New Orleans	L 88-105	9-10	Feb 26	San Antonio	L 98-119	19-41
Nov 30	@ Chicago	W 96- 90	10-10	Feb 28	Charlotte	L 104-109	19-42
Dec 2	@ Toronto	L 80-113	10-11	Mar 3	Boston	L 95-115	19-43
Dec 3	@ Memphis	L 100-103	10-12	Mar 5	New Orleans	L 97-105	19-44
Dec 5	Utah	L 101-107	10-13	Mar 7	@ Dallas	L 111-122	19-45
Dec 7	@ Houston	L 95-134	10-14	Mar 9	@ Phoenix	W 122-110	20-45
Dec 9	Phoenix	L 115-119	10-15	Mar 12	Philadelphia	L 116-118	20-46
Dec 11	New York	L 112-118	10-16	Mar 13	@ Denver	L 101-129	20-47
Dec 12	@ Sacramento	L 92-116	10-17	Mar 15	@ Houston	L 100-139	20-48
Dec 14	@ Brooklyn	L 97-107	10-18	Mar 17	Milwaukee	L 103-107	20-49
Dec 16	@ Philadelphia	W 100-89	11-18	Mar 19	Cleveland	L 120-125	20-50
Dec 17	@ Cleveland	L 108-119	11-19	Mar 21	L.A. Clippers	L 109-133	20-51
Dec 20	@ Charlotte	L 113-117	11-20	Mar 24	Minnesota	W 130-119 (OT)	21-51
Dec 22	@ Miami	L 107-115	11-21	Mar 26	Portland	L 81- 97	21-52
Dec 23	@ Orlando	L 90-109	11-22	Mar 28	Washington	L 108-119	21-53
Dec 25	L.A. Clippers	W 111-102	12-22	Mar 30	@ Minnesota	L 104-119	21-54
Dec 27	Utah	L 100-102	12-23	Apr 1	@L.A. Clippers	L 104-115	21-55
Dec 29	Dallas	L 89-101	12-24	Apr 2	Memphis	W 108-103	22-55
Jan 1	Toronto	L 114-123	12-25	Apr 5	@ San Antonio	W 102- 95	23-55
Jan 3	Memphis	W 116-102	13-25	Apr 7	Sacramento	W 98- 94	24-55
Jan 5	@ Portland	L 109-118	13-26	Apr 9	Minnesota	W 110-109	25-55
Jan 6	Miami	W 127-100	14-26	Apr 11	New Orleans	W 108- 96	26-55
Jan 8	Orlando	W 111- 95	15-26	Apr 12	@ Golden State	L 94-109	26-56

* Did not finish season on Laker roster;

† Totals with Lakers only

35-47 - 3RD IN PACIFIC DIVISION

Head Coach: Luke Walton
Asst. Coaches: Brian Shaw, Jesse Mermuys, Brian Keefe, Mark Madsen, Jud Buchler, Miles Simon
Standing: Luol Deng, Alex Caruso, Tyler Ennis, Kentavious Caldwell-Pope, Lonzo Ball, Josh Hart, Isaiah Thomas
Seated: Julius Randle, Kyle Kuzma, Brandon Ingram, Brook Lopez, Ivica Zubac, Thomas Bryant, Channing Frye
Not Pictured: Gary Payton II



2017-18 REGULAR SEASON STATISTICS / GAME-BY-GAME RESULTS

	G	MIN	FG	FGA	PCT	3P	3A	PCT	FT	FTA	PCT	OFF	DEF	TOT	AST	PF	DQ	STL	TO	BLK	PTS	AVG
Randle	82	2190	504	904	.558	10	45	.222	305	425	.718	181	473	654	210	274	6	43	213	45	1323	16.1
Kuzma	77	2401	468	1039	.450	159	434	.366	147	208	.707	88	395	483	141	160	0	49	140	34	1242	16.1
B. Ingram	59	1975	358	761	.470	41	105	.390	192	282	.681	57	257	314	230	163	1	45	149	43	969	16.1
Thomas †	17	456	87	227	.383	33	101	.327	58	63	.921	10	26	36	85	33	0	6	54	1	265	15.6
Clarkson*	53	1256	299	667	.448	68	210	.324	105	132	.795	44	115	159	173	63	0	39	95	3	771	14.5
Caldwell-Pope	74	2458	340	798	.426	159	415	.383	153	194	.789	60	327	387	162	145	0	106	97	16	992	13.4
Lopez	74	1735	369	793	.465	112	325	.345	111	158	.703	74	220	294	126	195	0	30	98	98	961	13.0
A. Ingram	2	64	8	17	.471	5	9	.556	3	3	1.00	1	5	6	7	3	0	3	3	3	24	12.0
Ball	52	1780	203	564	.360	90	295	.305	32	71	.451	69	291	360	376	117	0	88	136	43	528	10.2
Nance*	42	922	152	253	.601	1	4	.250	55	87	.632	108	176	284	57	113	0	59	41	20	360	8.6
Hart	63	1460	176	375	.469	78	197	.396	66	94	.702	42	221	263	80	107	1	47	47	16	496	7.9
Frye †	9	150	20	43	.465	9	25	.360	3	4	.750	2	23	25	10	15	0	1	4	1	52	5.8
Wear †	17	228	25	72	.347	17	47	.362	8	8	1.00	0	38	38	7	30	0	4	6	5	75	4.4
Ennis	54	683	94	224	.420	14	56	.250	22	29	.759	19	76	95	105	75	1	30	38	10	224	4.1
Zubac	43	410	61	122	.500	0	1	.000	39	51	.765	45	78	123	25	47	0	8	26	15	161	3.7
Brewer*	54	694	78	172	.453	8	43	.186	34	51	.667	23	70	93	41	83	1	41	38	8	198	3.7
Caruso	37	562	50	116	.431	13	43	.302	21	30	.700	15	50	65	75	52	0	23	42	10	134	3.6
Payton †	11	115	17	41	.415	4	13	.308	1	6	.167	9	18	27	12	13	0	4	4	2	39	3.5
Deng	1	13	1	2	.500	0	0	---	0	0	---	0	0	0	1	0	0	1	0	2	2	2.0
Bogut*	24	216	17	25	.680	0	0	---	2	2	1.00	26	52	78	15	40	1	4	19	13	36	1.5
Hayes*	2	11	1	3	.333	0	2	.000	1	1	1.00	0	0	0	2	0	0	0	0	0	3	1.5
Bryant	15	72	8	21	.381	1	10	.100	5	9	.556	3	14	17	6	6	0	1	2	2	22	1.5
Williams*	2	9	1	4	.250	0	2	.000	0	0	---	0	1	1	0	0	0	0	0	0	2	1.0
Blue*	5	45	1	5	.200	0	2	.000	1	2	.500	0	1	1	3	2	0	1	3	0	3	0.6

DATE	OPPONENT	BOX SCORE	W / L	DATE	OPPONENT	BOX SCORE	W / L
Oct 19	LA Clippers	L 92-108	0-1	Jan 13	@ Dallas	W 107-101 (OT)	15-27
Oct 20	@ Phoenix	W 132-130	1-1	Jan 15	@ Memphis	L 114-123	15-28
Oct 22	New Orleans	L 112-119	1-2	Jan 17	@ Oklahoma City	L 90-114	15-29
Oct 25	Washington	W 102-99 (OT)	2-2	Jan 19	Indiana	W 99-86	16-29
Oct 27	Toronto	L 92-101	2-3	Jan 21	New York	W 127-107	17-29
Oct 28	@ Utah	L 81-96	3-4	Jan 23	Boston	W 108-107	18-29
Oct 31	Detroit	W 113-93	3-4	Jan 26	@ Chicago	W 108-103	19-29
Nov 2	@ Portland	L 110-113	3-5	Jan 28	@ Toronto	L 111-123	19-30
Nov 3	Brooklyn	W 124-112	4-5	Jan 31	@ Orlando	L 105-127	19-31
Nov 5	Memphis	W 107-102	5-5	Feb 2	@ Brooklyn	W 102-99	20-31
Nov 8	@ Boston	L 107-96	5-6	Feb 4	@ Oklahoma City	W 108-104	21-31
Nov 9	@ Washington	L 95-111	5-7	Feb 6	Phoenix	W 112-93	22-31
Nov 11	@ Milwaukee	L 90-98	5-8	Feb 8	Oklahoma City	W 106-81	23-31
Nov 13	@ Phoenix	W 100-93	6-8	Feb 10	@ Dallas	L 123-130	23-32
Nov 15	Philadelphia	L 109-115	6-9	Feb 14	@ New Orleans	L 117-139	23-33
Nov 17	Phoenix	L 113-122	6-10	Feb 15	@ Minnesota	L 101-107	23-34
Nov 19	Denver	W 127-109	7-10	Feb 23	Dallas	W 124-102	24-34
Nov 21	Chicago	W 103-94	8-10	Feb 24	@ Sacramento	W 113-108	25-34
Nov 22	@ Sacramento	L 102-113	8-11	Feb 26	@ Atlanta	W 123-104	26-34
Nov 27	@ LA Clippers	L 115-120	8-12	Mar 1	@ Miami	W 131-113	27-34
Nov 29	Golden State	L 123-127 (OT)	8-13	Mar 3	@ San Antonio	W 116-112	28-34
Dec 2	@ Denver	L 100-115	8-14	Mar 5	Portland	L 103-108	28-35
Dec 3	Houston	L 95-118	8-15	Mar 7	Orlando	W 108-107	29-35
Dec 7	@ Philadelphia	W 107-104	9-15	Mar 9	@ Denver	L 116-125	29-36
Dec 9	@ Charlotte	W 110-99	10-15	Mar 11	Cleveland	W 127-113	30-36
Dec 12	@ New York	L 109-113 (OT)	10-16	Mar 13	Denver	W 112-103	31-36
Dec 14	@ Cleveland	L 112-121	10-17	Mar 14	@ Golden State	L 106-117	31-37
Dec 18	Golden State	L 114-116 (OT)	10-18	Mar 16	Miami	L 91-92	31-38
Dec 20	@ Houston	W 122-116	11-18	Mar 19	@ Indiana	L 100-110	31-39
Dec 22	@ Golden State	L 106-113	11-19	Mar 22	@ New Orleans	L 125-128	31-40
Dec 23	Portland	L 92-95	11-20	Mar 24	@ Memphis	W 100-93	32-40
Dec 25	Minnesota	L 104-121	11-21	Mar 26	@ Detroit	L 106-112	32-41
Dec 27	Memphis	L 99-109	11-22	Mar 28	Dallas	W 103-93	33-41
Dec 29	LA Clippers	L 106-121	11-23	Mar 30	Milwaukee	L 122-124 (OT)	33-42
Dec 31	@ Houston	L 142-148 (2OT)	11-24	Apr 1	Sacramento	L 83-84	33-43
Jan 1	@ Minnesota	L 96-114	11-25	Apr 3	@ Utah	L 110-117	33-44
Jan 3	Oklahoma City	L 96-133	11-26	Apr 4	San Antonio	W 122-112	34-44
Jan 5	Charlotte	L 94-108	11-27	Apr 6	Minnesota	L 96-113	34-45
Jan 7	Atlanta	W 132-113	12-27	Apr 8	Utah	L 97-112	34-46
Jan 9	Sacramento	W 99-86	13-27	Apr 10	Houston	L 99-105	34-47
Jan 11	San Antonio	W 93-81	14-27	Apr 11	@ LA Clippers	W 115-100	35-47

* Did not finish season on Laker roster;
† Totals with Lakers only

2018-19 LOS ANGELES LAKERS



37-45 - 4TH IN PACIFIC DIVISION

Head Coach: Luke Walton
Asst. Coaches: Brian Shaw, Jesse Mermuys, Brian Keefe, Mark Madsen, Miles Simon
Standing: Isaac Bonga, Rajon Rondo, Josh Hart, Lonzo Ball, LeBron James, Alex Caruso, Kentavious Caldwell-Pope, Lance Stephenson
Seated: Reggie Bullock, Mike Muscala, Brandon Ingram, JaVale McGee, Tyson Chandler, Kyle Kuzma, Moritz Wagner, Johnathan Williams

2018-19 REGULAR SEASON STATISTICS / GAME-BY-GAME RESULTS

	G	MIN	FG	FGA	PCT	3P	3A	PCT	FT	FTA	PCT	OFF	DEF	TOT	AST	PF	DQ	STL	TO	BLK	PTS	AVG
James	55	1937	558	1095	.510	111	327	.339	278	418	.665	57	408	465	454	94	0	72	197	33	1505	27.4
Kuzma	70	2314	496	1087	.456	128	422	.303	188	250	.752	60	322	382	178	170	0	41	133	26	1308	18.7
B. Ingram	52	1760	362	729	.497	31	94	.330	195	289	.675	41	226	267	154	149	1	28	129	31	950	18.3
McGee	75	1671	400	641	.624	1	12	.083	96	152	.632	195	371	566	52	208	3	47	108	148	897	12.0
Caldwell-Pope	82	2035	325	756	.430	151	435	.347	137	158	.867	48	190	238	110	137	0	73	65	13	938	11.4
Ball	47	1423	185	456	.406	75	228	.329	20	48	.417	54	197	251	255	114	2	69	103	19	465	9.9
Bullock f	19	524	63	153	.412	34	99	.343	17	21	.810	2	48	50	20	30	0	16	11	7	177	9.3
Rondo	46	1369	175	432	.405	51	142	.359	23	36	.639	34	209	243	367	100	1	57	127	7	424	9.2
Caruso	25	531	77	173	.445	24	50	.480	51	64	.797	20	47	67	77	54	0	24	42	9	229	9.2
Zubac*	33	516	112	193	.580	0	0	---	57	66	.864	54	108	162	25	73	2	4	33	27	281	8.5
Hart	67	1715	189	464	.407	92	274	.336	55	80	.688	35	213	248	93	147	1	64	58	40	525	7.8
Stephenson	68	1123	184	432	.426	73	197	.371	50	73	.685	32	183	215	140	111	0	41	86	7	491	7.2
Beasley*	26	277	75	153	.490	3	17	.176	28	39	.718	13	47	60	25	42	0	9	27	10	181	7.0
Williams	24	372	65	110	.591	0	2	.000	27	48	.563	48	51	99	13	62	0	8	16	7	157	6.5
Muscala f	17	265	36	83	.434	21	57	.368	7	8	.875	6	38	44	14	18	0	4	5	11	100	5.9
Wagner	43	446	71	171	.415	22	77	.286	43	53	.811	17	68	85	24	57	0	11	39	13	207	4.8
Jones	6	143	12	33	.364	2	10	.200	1	2	.500	16	33	49	13	10	0	7	5	5	27	4.5
Mykhailiuk*	39	420	44	132	.333	27	85	.318	12	20	.600	8	26	34	33	25	0	13	20	1	127	3.3
Chandler f	48	786	53	87	.609	0	1	.000	41	69	.594	85	183	268	31	89	0	19	35	22	147	3.1
Machado*	4	19	4	6	.667	1	1	1.000	1	1	1.00	0	0	3	2	2	0	1	0	0	10	2.5
Bonga	22	120	5	33	.152	0	8	.000	9	15	.600	9	16	25	15	9	0	9	6	4	19	0.9
A. Ingram*	4	15	0	6	.000	0	3	.000	0	0	---	1	1	2	0	0	0	1	1	0	0	0.0

DATE	OPPONENT	BOX SCORE	W / L	DATE	OPPONENT	BOX SCORE	W / L
Oct 18	@ Portland	L 119-128	0-1	Jan 9	Detroit	W 113-100	23-19
Oct 20	Houston	L 115-124	0-2	Jan 11	@ Utah	L 95-113	23-20
Oct 22	San Antonio	L 142-143 (OT)	0-3	Jan 13	Cleveland	L 95-101	23-21
Oct 24	@ Phoenix	W 131-113	1-3	Jan 15	Chicago	W 107-100	24-21
Oct 25	Denver	W 124-114	2-3	Jan 17	@ Oklahoma City	W 138-128 (OT)	25-21
Oct 27	@ San Antonio	L 106-110	2-4	Jan 19	@ Houston	L 134-138 (OT)	25-22
Oct 29	@ Minnesota	L 120-124	2-5	Jan 21	Golden State	L 111-130	25-23
Oct 31	Dallas	W 114-113	3-5	Jan 24	Minnesota	L 105-120	25-24
Nov 3	@ Portland	W 114-110	4-5	Jan 27	Phoenix	W 116-102	26-24
Nov 4	Toronto	L 107-121	4-6	Jan 29	Philadelphia	L 105-121	26-25
Nov 7	Minnesota	W 114-110	5-6	Jan 31	@ LA Clippers	W 123-120 (OT)	27-25
Nov 10	@ Sacramento	W 101-86	6-6	Feb 2	@ Golden State	L 101-115	27-26
Nov 11	Atlanta	W 107-106	7-6	Feb 5	@ Indiana	L 94-136	27-27
Nov 14	Portland	W 126-117	8-6	Feb 7	@ Boston	W 129-128	28-27
Nov 17	@ Orlando	L 117-130	8-7	Feb 10	@ Philadelphia	L 120-143	28-28
Nov 18	@ Miami	W 113-97	9-7	Feb 12	@ Atlanta	L 113-117	28-29
Nov 21	@ Cleveland	W 109-105	10-7	Feb 21	Houston	W 111-106	29-29
Nov 23	Utah	W 90-83	11-7	Feb 23	@ New Orleans	L 115-128	29-30
Nov 25	Orlando	L 104-108	11-8	Feb 25	@ Memphis	L 105-110	29-31
Nov 27	@ Denver	L 85-117	11-9	Feb 27	New Orleans	W 125-119	30-31
Nov 29	Indiana	W 104-96	12-9	Mar 1	Milwaukee	L 120-131	30-32
Nov 30	Dallas	W 114-103	13-9	Mar 2	@ Phoenix	L 109-118	30-33
Dec 2	Phoenix	W 120-96	14-9	Mar 4	LA Clippers	L 105-113	30-34
Dec 5	San Antonio	W 121-113	15-9	Mar 6	Denver	L 99-115	30-35
Dec 7	@ San Antonio	L 120-133	15-10	Mar 9	Boston	L 107-120	30-36
Dec 8	@ Memphis	W 111-88	16-10	Mar 12	@ Chicago	W 123-107	31-36
Dec 10	Miami	W 108-105	17-10	Mar 14	@ Toronto	L 98-111	31-37
Dec 13	@ Houston	L 111-126	17-11	Mar 15	@ Detroit	L 97-111	31-38
Dec 15	@ Charlotte	W 128-100	18-11	Mar 17	@ New York	L 123-124	31-39
Dec 16	@ Washington	L 110-128	18-12	Mar 19	@ Milwaukee	L 101-115	31-40
Dec 18	@ Brooklyn	L 110-115	18-13	Mar 22	Brooklyn	L 106-111	31-41
Dec 21	New Orleans	W 112-104	19-13	Mar 24	Sacramento	W 111-106	32-41
Dec 23	Memphis	L 99-107	19-14	Mar 26	Washington	W 124-106	33-41
Dec 25	@ Golden State	W 127-101	20-14	Mar 27	@ Utah	L 100-115	33-42
Dec 27	@ Sacramento	L 116-117	20-15	Mar 29	Charlotte	W 129-115	34-42
Dec 28	LA Clippers	L 107-118	20-16	Mar 31	@ New Orleans	W 130-102	35-42
Dec 30	Sacramento	W 121-114	21-16	Apr 2	@ Oklahoma City	L 103-119	35-43
Jan 2	Oklahoma City	L 100-107	21-17	Apr 4	Golden State	L 90-108	35-44
Jan 4	New York	L 112-119	21-18	Apr 5	@ LA Clippers	W 122-117	36-44
Jan 6	@ Minnesota	L 86-108	21-19	Apr 7	Utah	W 113-109	37-44
Jan 7	@ Dallas	W 107-97	22-19	Apr 9	Portland	L 101-104	37-45

* Did not finish season on Laker roster;
† Totals with Lakers only

52-19 - 1ST IN PACIFIC DIVISION

Head Coach: Frank Vogel
Asst. Coaches: Jason Kidd, Lionel Hollins, Phil Handy, Miles Simon, Mike Penberthy, Quinton Crawford
Standing: D. Cacak, R. Rondo, A. Bradley, D. Green, A. Caruso, K. Caldwell-Pope, J. Dudley, T. Horton-Tucker
Seated: Q. Cook, M. Morris, D. Howard, L. James, A. Davis, J. McGee, K. Kuzma, K. Antetokounmpo
Not pictured: J. Smith, D. Waiters

NBA Champions



2019-20 REGULAR SEASON STATISTICS / GAME-BY-GAME RESULTS

	G	MIN	FG	FGA	PCT	3P	3A	PCT	FT	FTA	PCT	OFF	DEF	TOT	AST	PF	DO	STL	TO	BLK	PTS	AVG
Davis	62	2131	551	1096	.503	72	218	.330	444	525	.846	142	435	577	200	156	0	91	154	143	1618	26.1
James	67	2316	643	1303	.493	148	425	.348	264	381	.693	66	459	525	684	118	0	78	261	36	1698	25.3
Kuzma	61	1526	291	668	.436	86	272	.316	114	155	.735	52	221	273	80	126	0	28	91	26	782	12.8
Walters †	7	165	31	73	.425	7	30	.233	14	16	.875	2	11	13	17	16	0	4	13	4	83	11.9
Caldwell-Pope	69	1762	237	507	.467	92	239	.385	79	102	.775	38	104	142	111	128	0	57	62	14	645	9.3
Bradley	49	1186	170	383	.444	63	173	.364	20	24	.833	18	97	115	63	110	0	43	47	5	423	8.6
Green	68	1687	197	474	.416	120	327	.367	33	48	.688	51	174	225	91	136	0	85	63	32	547	8.0
Howard	69	1306	202	277	.729	3	5	.600	110	214	.514	172	335	507	45	222	0	31	84	79	517	7.5
Rondo	48	984	137	328	.418	41	125	.328	27	41	.659	23	119	142	240	58	0	40	91	2	342	7.1
McGee	68	1130	195	306	.637	3	6	.500	53	82	.646	125	265	390	37	159	0	36	55	94	446	6.6
Cacak	1	9	3	6	.500	0	0	---	0	0	---	2	3	5	1	0	0	0	0	0	6	6.0
Horton-Tucker	6	81	14	30	.467	4	13	.308	2	4	.500	2	5	7	6	10	0	8	6	1	34	5.7
Caruso	64	1175	120	291	.412	40	120	.333	69	94	.734	17	106	123	124	98	1	70	53	18	349	5.5
Morris †	14	199	28	69	.406	13	39	.333	5	6	.833	16	29	45	8	29	0	5	6	6	74	5.3
Cook	44	508	91	214	.425	31	85	.365	11	14	.786	11	40	51	49	27	0	12	33	2	224	5.1
Daniels*	41	456	62	158	.392	40	112	.357	10	16	.625	12	34	46	14	30	0	8	9	3	174	4.2
Smith	6	79	7	22	.318	1	11	.091	2	2	1.000	0	5	5	3	5	0	1	4	0	17	2.8
Dudley	45	364	24	60	.400	18	42	.429	2	2	1.000	6	46	52	28	41	0	15	8	3	68	1.5
Antetokounmpo	5	20	3	3	1.000	0	---	---	1	2	.500	2	1	3	2	2	0	0	1	0	7	1.4
Norvell*	2	5	0	1	.000	0	0	---	0	0	---	0	1	1	0	0	0	0	0	0	0	0.0

DATE	OPPONENT	BOX SCORE	W / L
Oct 22	@ LA Clippers	L 102-112	0-1
Oct 25	Utah	W 95-86	1-1
Oct 27	Charlotte	W 120-101	2-1
Oct 29	Memphis	W 120-91	3-1
Nov 1	@ Dallas	W 119-110 (OT)	4-1
Nov 3	@ San Antonio	W 103-96	5-1
Nov 5	@ Chicago	W 118-112	6-1
Nov 8	Miami	W 95-80	7-1
Nov 10	Toronto	L 104-113	7-2
Nov 12	@ Phoenix	W 123-115	8-2
Nov 13	Golden State	W 120-94	9-2
Nov 15	Sacramento	W 99-97	10-2
Nov 17	Atlanta	W 122-101	11-2
Nov 19	Oklahoma City	W 112-107	12-2
Nov 22	@ Oklahoma City	W 130-127	13-2
Nov 23	@ Memphis	W 109-108	14-2
Nov 25	@ San Antonio	W 114-104	15-2
Nov 27	@ New Orleans	W 114-110	16-2
Nov 29	Washington	W 125-103	17-2
Dec 1	Dallas	L 100-114	17-3
Dec 3	@ Denver	W 105-96	18-3
Dec 4	@ Utah	W 121-96	19-3
Dec 6	@ Portland	W 136-113	20-3
Dec 8	Minnesota	W 142-125	21-3
Dec 11	@ Orlando	W 96-87	22-3
Dec 13	@ Miami	W 113-110	23-3
Dec 15	@ Atlanta	W 101-96	24-3
Dec 17	@ Indiana	L 102-105	24-4
Dec 19	@ Milwaukee	L 104-111	24-5
Dec 22	Denver	L 104-128	24-6
Dec 25	LA Clippers	L 106-111	24-7
Dec 28	@ Portland	W 128-120	25-7
Dec 29	Dallas	W 108-95	26-7
Jan 1	Phoenix	W 117-107	27-7
Jan 3	New Orleans	W 123-113	28-7
Jan 5	Detroit	W 106-99	29-7

DATE	OPPONENT	BOX SCORE	W / L
Jan 7	New York	W 117-87	30-7
Jan 10	@ Dallas	W 129-114	31-7
Jan 11	@ Oklahoma City	W 125-110	32-7
Jan 13	Cleveland	W 128-99	33-7
Jan 15	Orlando	L 118-119	34-7
Jan 18	@ Houston	W 124-115	34-8
Jan 20	@ Boston	L 107-139	34-9
Jan 22	@ New York	W 100-92	35-9
Jan 23	@ Brooklyn	W 128-113	36-9
Jan 25	@ Philadelphia	L 91-108	36-10
Jan 31	Portland	L 119-127	36-11
Feb 1	@ Sacramento	W 129-113	37-11
Feb 4	San Antonio	W 129-102	38-11
Feb 6	Houston	L 111-121	38-12
Feb 8	@ Golden State	W 125-120	39-12
Feb 10	Phoenix	W 125-100	40-12
Feb 12	@ Denver	W 120-116 (OT)	41-12
Feb 21	Memphis	W 117-105	42-12
Feb 23	Boston	W 114-112	43-12
Feb 25	New Orleans	W 118-109	44-12
Feb 27	@ Golden State	W 116-86	45-12
Mar 1	@ Memphis	L 88-105	45-13
Mar 3	@ New Orleans	W 122-114	46-13
Mar 6	Philadelphia	W 120-107	47-13
Mar 8	Milwaukee	W 113-103	48-13
Mar 10	@ LA Clippers	W 112-103	49-13
Mar 13	Brooklyn	L 102-104	49-14
Mar 16	LA Clippers	W 103-101	50-14
Mar 19	@ Toronto	L 92-107	50-15
Mar 22	@ Utah	W 116-108	51-15
Mar 25	Oklahoma City	L 86-105	51-16
Mar 28	@ Houston	L 97-113	51-17
Mar 31	@ Indiana	L 111-116	51-18
Apr 3	Denver	W 124-111	52-18
Apr 6	Sacramento	L 122-136	52-19

* Did not finish season on Laker roster;
† Totals with Lakers only

2020-21 LOS ANGELES LAKERS



42-30 - 3RD IN PACIFIC DIVISION

Head Coach: Frank Vogel
Asst. Coaches: Jason Kidd, Lionel Hollins, Phil Handy, Miles Simon, Mike Penberthy, Quinton Crawford
Standing: Devontae Cacok, Wesley Matthews, Ben McLemore, Alex Caruso, Kentavious Caldwell-Pope, Jared Dudley, Talen Horton-Tucker, Alfonzo McKinnie
Seated: Montrezl Harrell, Markieff Morris, Marc Gasol, LeBron James, Anthony Davis, Andre Drummond, Kyle Kuzma, Kostas Antetokounmpo
Not Pictured: Dennis Schröder

2020-21 REGULAR SEASON STATISTICS / GAME-BY-GAME RESULTS

	G	MIN	FG	FGA	PCT	3P	3A	PCT	FT	FTA	PCT	OFF	DEF	TOT	AST	PF	DQ	STL	TO	BLK	PTS	AVG
James	45	1504	422	823	.513	104	285	.365	178	255	.698	29	317	346	350	70	0	48	168	25	1126	25.0
Davis	36	1162	301	613	.491	26	100	.260	158	214	.738	62	224	286	110	60	0	45	74	59	786	21.8
Schroder	61	1956	332	760	.437	71	212	.335	206	243	.848	30	181	211	351	159	1	70	163	13	941	15.4
Drummond†	21	520	102	192	.531	0	0	---	46	76	.605	65	149	214	30	80	1	23	43	20	250	11.9
Harrell	69	1580	375	603	.622	0	10	.000	181	256	.707	158	270	428	73	128	0	46	74	49	931	13.5
Kuzma	68	1954	335	757	.443	137	380	.361	67	97	.691	108	309	417	127	121	0	35	113	41	874	12.9
Caldwell-Pope	67	1902	218	506	.431	120	293	.410	97	112	.866	27	152	179	127	114	0	62	66	26	653	9.7
Horton-Tucker	65	1304	224	489	.458	37	131	.282	100	129	.775	25	144	169	181	127	0	63	105	21	585	9.0
McLemore†	21	368	55	141	.390	42	114	.368	16	21	.762	4	30	34	11	37	0	3	14	6	168	8.0
Morris	61	1200	153	378	.405	65	209	.311	36	50	.720	48	218	266	73	105	2	54	19	407	6.7	
Caruso	58	1216	133	305	.436	55	137	.401	49	76	.645	31	139	170	160	108	0	64	76	15	370	6.4
Jones*	8	112	16	17	.941	0	0	---	11	12	.917	8	18	26	1	22	0	1	5	7	43	5.4
Gasol	52	993	88	194	.454	50	122	.410	36	50	.720	38	177	215	109	115	1	26	53	58	262	5.0
Matthews	58	1130	89	252	.353	66	197	.335	35	41	.854	20	73	93	54	80	0	38	26	17	279	4.8
McKinnie	39	258	48	93	.516	16	39	.410	10	18	.556	22	32	54	6	26	0	7	5	0	122	3.1
Cook*	16	62	12	26	.462	5	13	.385	4	5	.800	0	5	5	2	0	1	3	1	3	21	
Cacok	20	98	17	29	.586	0	0	---	5	11	.455	12	20	32	1	8	0	5	5	4	39	2.0
Antetokounmpo	15	56	3	10	.300	0	0	---	6	13	.462	4	15	19	1	8	0	2	11	4	12	0.8
Dudley	12	81	2	9	.222	2	6	.333	0	0	---	4	17	21	5	7	0	1	2	1	6	0.5

DATE	OPPONENT	BOX SCORE	W / L	DATE	OPPONENT	BOX SCORE	W / L
Dec 22	LA Clippers	L 109-116	0-1	Mar 3	@ Sacramento	L 120-123	24-13
Dec 25	Dallas	W 138-115	1-1	Mar 12	Indiana	W 105-100	25-13
Dec 27	Minnesota	W 127-91	2-1	Mar 15	@ Golden State	W 128-97	26-13
Dec 28	Portland	L 107-115	2-2	Mar 16	Minnesota	W 137-121	27-13
Dec 30	@ San Antonio	W 121-107	3-2	Mar 18	Charlotte	W 116-105	28-13
Jan 1	@ San Antonio	W 109-103	4-2	Mar 20	Atlanta	L 94-99	28-14
Jan 3	@ Memphis	W 108-94	5-2	Mar 21	@ Phoenix	L 94-111	28-15
Jan 5	@ Memphis	W 94-92	6-2	Mar 23	@ New Orleans	L 111-128	28-16
Jan 7	San Antonio	L 109-118	6-3	Mar 25	Philadelphia	L 101-109	28-17
Jan 8	Chicago	W 117-115	7-3	Mar 26	Cleveland	W 100-86	29-17
Jan 10	@ Houston	W 120-102	8-3	Mar 28	Orlando	W 96-93	30-17
Jan 12	@ Houston	W 117-100	9-3	Mar 31	Milwaukee	L 97-112	30-18
Jan 13	@ Oklahoma City	W 128-99	10-3	Apr 2	@ Sacramento	W 115-94	31-18
Jan 15	New Orleans	W 112-95	11-3	Apr 4	@ LA Clippers	L 86-104	31-19
Jan 18	Golden State	L 113-115	11-4	Apr 6	@ Toronto	W 110-101	32-19
Jan 21	@ Milwaukee	W 113-106	12-4	Apr 8	@ Miami	L 104-110	32-20
Jan 23	@ Chicago	W 101-90	13-4	Apr 10	@ Brooklyn	W 126-101	33-20
Jan 25	@ Cleveland	W 115-108	14-4	Apr 12	@ New York	L 96-111	33-21
Jan 27	@ Philadelphia	L 106-107	14-5	Apr 13	@ Charlotte	W 101-93	34-21
Jan 28	@ Detroit	L 92-107	14-6	Apr 15	Boston	L 113-121	34-22
Jan 30	@ Boston	W 96-95	15-6	Apr 17	Utah	W 127-115 (OT)	35-22
Feb 1	@ Atlanta	W 107-99	16-6	Apr 19	Utah	L 97-111	35-23
Feb 4	Denver	W 114-93	17-6	Apr 22	@ Dallas	L 110-115	35-24
Feb 6	Detroit	W 135-129 (2OT)	18-6	Apr 24	@ Dallas	L 93-108	35-25
Feb 8	Oklahoma City	W 119-112 (OT)	19-6	Apr 26	@ Orlando	W 114-103	36-25
Feb 10	Oklahoma City	W 114-113 (OT)	20-6	Apr 28	@ Washington	L 107-116	36-26
Feb 12	Memphis	W 115-105	21-6	Apr 30	Sacramento	L 106-110	36-27
Feb 14	@ Denver	L 105-122	21-7	May 2	Toronto	L 114-121	36-28
Feb 16	@ Minnesota	W 112-104	22-7	May 3	Denver	W 93-89	37-28
Feb 18	Brooklyn	L 98-109	22-8	May 6	@ LA Clippers	L 94-118	37-29
Feb 20	Miami	L 96-96	22-9	May 7	@ Portland	L 101-106	37-30
Feb 22	Washington	L 124-127 (OT)	22-10	May 9	Phoenix	W 123-110	38-30
Feb 24	@ Utah	L 89-114	22-11	May 11	New York	W 101-99 (OT)	39-30
Feb 26	@ Portland	W 102-93	23-11	May 12	Houston	W 124-122	40-30
Feb 28	Golden State	W 117-91	24-11	May 15	@ Indiana	W 122-115	41-30
Mar 2	Phoenix	L 104-114	24-12	May 16	@ New Orleans	W 110-98	42-30

* Did not finish season on Laker roster;
† Totals with Lakers only

33-49 - 4TH IN PACIFIC DIVISION

Head Coach: Frank Vogel
Asst. Coaches: David Fizdale, Phil Handy, Mike Penberthy, Miles Simon, Quinton Crawford, John Lucas III
Standing: D. J. Augustin, Wayne Ellington, Kent Bazemore, Malik Monk, Russell Westbrook, Talen Horton-Tucker, Kendrick Nunn
Seated: Austin Reaves, Trevor Ariza, Dwight Howard, LeBron James, Anthony Davis, Carmelo Anthony, Stanley Johnson, Avery Bradley
Not pictured: Wenyen Gabriel, Mason Jones, Mac McClung



2021-22 REGULAR SEASON STATISTICS / GAME-BY-GAME RESULTS

	G	MIN	FG	FGA	PCT	3P	3A	PCT	FT	FTA	PCT	OFF	DEF	TOT	AST	PF	DO	STL	TO	BLK	PTS	AVG
James	56	2084	640	1221	524	161	448	359	254	336	.756	63	396	459	349	121	0	73	196	59	1695	30.3
Davis	40	1404	370	695	532	13	70	186	174	244	.713	106	288	394	122	97	0	49	82	90	927	23.2
Westbrook	78	2678	548	1233	444	79	265	298	266	399	.667	110	470	580	550	235	2	75	295	20	1441	18.5
Monk	76	2139	391	827	473	173	442	391	93	117	.795	37	219	256	218	138	0	61	121	29	1048	13.8
Anthony	69	1793	319	723	441	149	397	375	132	159	.830	62	226	288	68	166	0	47	59	52	919	13.3
Horton-Tucker	60	1511	224	538	416	49	182	269	100	125	.800	37	156	193	159	148	0	59	82	29	597	10.0
Thomas*	4	101	12	39	.308	5	22	227	8	11	.727	1	7	8	6	12	0	0	5	2	37	9.3
Reaves	61	1418	146	318	459	53	167	317	99	118	.839	45	148	193	110	87	0	29	40	20	444	7.3
Doumbouya*	2	16	5	8	.625	1	2	.500	3	4	.750	2	4	6	0	1	0	3	2	2	14	7.0
M. Jones	4	51	7	15	.467	1	4	.250	12	15	.800	1	9	10	4	8	0	2	1	0	27	6.8
Ellington	43	810	98	237	414	82	211	389	9	11	.818	10	67	77	30	42	0	23	19	5	287	6.7
Johnson	48	1094	117	251	.466	33	105	314	53	74	.716	34	121	155	80	109	1	43	35	14	320	6.7
Gabriel †	19	311	49	97	.505	6	23	.261	23	38	.605	34	48	82	41	57	0	4	13	9	127	6.7
Bradley	62	1406	148	350	423	82	210	390	16	18	.889	31	105	136	47	118	1	53	38	9	394	6.4
Howard	60	971	134	219	.612	8	15	.533	96	146	.658	118	238	356	35	115	1	34	47	36	372	6.2
McClung †	1	22	2	5	.400	1	3	.333	1	1	1.000	0	3	3	1	5	0	1	2	1	6	6.0
Augustin †	21	373	39	86	.453	29	68	.426	5	5	1.000	4	23	27	33	22	0	7	11	1	112	5.3
Jordan*	32	408	60	89	.674	0	0	---	12	26	.462	51	121	172	13	50	0	10	21	26	132	4.1
Ariza*	24	462	33	99	.333	20	74	.270	10	18	.556	10	72	82	27	20	0	13	11	6	96	4.0
Bazemore	39	545	45	139	.324	29	80	.363	13	17	.765	13	56	69	34	70	0	25	21	9	132	3.4
Rondo*	18	289	23	71	.324	8	30	.267	1	2	.500	10	39	49	67	25	0	12	34	5	55	3.1
J. Jones*	2	15	2	3	.667	0	0	---	0	0	---	2	1	3	0	2	0	1	0	0	4	2.0
Collison*	3	37	2	7	.286	0	3	---	0	0	---	0	4	4	2	5	0	1	1	0	4	1.3
Brown*	2	21	1	7	.143	0	3	.000	0	0	---	0	2	2	0	0	0	1	0	1	2	1.0
Huff*	4	20	0	3	.000	0	2	.000	0	0	---	1	3	4	1	1	0	1	1	0	0	0.0

DATE	OPPONENT	BOX SCORE	W / L	DATE	OPPONENT	BOX SCORE	W / L
Oct 19	Golden State	L 114-121	0-1	Jan 12	@ Sacramento	L 116-125	21-21
Oct 22	Phoenix	L 105-115	0-2	Jan 15	@ Denver	L 96-133	21-22
Oct 24	Memphis	W 121-118	1-2	Jan 17	Utah	W 101-95	22-22
Oct 26	@ San Antonio	W 125-121 (OT)	2-2	Jan 19	Indiana	L 104-111	22-23
Oct 27	@ Oklahoma City	L 115-123	2-3	Jan 21	@ Orlando	W 116-105	23-23
Oct 29	Cleveland	W 113-101	3-3	Jan 23	@ Miami	L 107-113	23-24
Oct 31	Houston	W 95-85	4-3	Jan 25	@ Brooklyn	W 106-96	24-24
Nov 2	Houston	W 119-117	5-3	Jan 27	@ Philadelphia	L 87-105	24-25
Nov 4	Oklahoma City	L 104-107	5-4	Jan 28	@ Charlotte	L 114-117	24-26
Nov 6	@ Portland	L 90-105	5-5	Jan 30	@ Atlanta	L 121-129	24-27
Nov 8	Charlotte	W 126-123 (OT)	6-5	Feb 2	Portland	W 99-94	25-27
Nov 10	Miami	W 120-117 (OT)	7-5	Feb 3	@ LA Clippers	L 110-111	25-28
Nov 12	Minnesota	L 83-107	7-6	Feb 5	New York	W 122-115 (OT)	26-28
Nov 14	San Antonio	W 114-106	8-6	Feb 8	Milwaukee	L 116-131	26-29
Nov 15	Chicago	L 103-121	8-7	Feb 9	@ Portland	L 105-107	26-30
Nov 17	@ Milwaukee	L 102-109	8-8	Feb 12	@ Golden State	L 115-117	26-31
Nov 19	@ Boston	L 108-130	8-9	Feb 16	Utah	W 106-101	27-31
Nov 21	@ Detroit	W 121-116	9-9	Feb 25	LA Clippers	L 102-105	27-32
Nov 23	@ New York	L 100-106	9-10	Feb 27	New Orleans	L 95-123	27-33
Nov 24	@ Indiana	W 124-116 (OT)	10-10	Mar 1	Dallas	L 104-109	27-34
Nov 26	Sacramento	L 137-141 (3OT)	10-11	Mar 3	@ LA Clippers	L 111-132	27-35
Nov 28	Detroit	W 110-106	11-11	Mar 5	Golden State	W 124-116	28-35
Nov 30	@ Sacramento	W 117-92	12-11	Mar 7	@ San Antonio	L 110-117	28-36
Dec 3	LA Clippers	L 115-119	12-12	Mar 9	@ Houston	L 130-139 (OT)	28-37
Dec 7	Boston	W 117-102	13-12	Mar 11	Washington	W 122-109	29-37
Dec 9	@ Memphis	L 95-108	13-13	Mar 13	@ Phoenix	L 111-140	29-38
Dec 10	@ Oklahoma City	W 116-95	14-13	Mar 14	Toronto	L 103-114	29-39
Dec 12	Orlando	W 106-94	15-13	Mar 16	@ Minnesota	L 104-124	29-40
Dec 15	@ Dallas	W 107-104 (OT)	16-13	Mar 18	@ Toronto	W 128-123 (OT)	30-40
Dec 17	@ Minnesota	L 92-110	16-14	Mar 19	@ Washington	L 119-127	30-41
Dec 18	@ Chicago	L 110-115	16-15	Mar 21	@ Cleveland	W 131-120	31-41
Dec 21	Phoenix	L 90-108	16-16	Mar 23	Philadelphia	L 121-126	31-42
Dec 23	San Antonio	L 110-138	16-17	Mar 27	@ New Orleans	L 108-116	31-43
Dec 25	Brooklyn	L 115-122	16-18	Mar 29	@ Dallas	L 110-128	31-44
Dec 28	@ Houston	W 132-123	17-18	Mar 31	@ Utah	L 109-122	31-45
Dec 29	@ Memphis	L 99-104	17-19	Apr 1	New Orleans	L 111-114	31-46
Dec 31	Portland	W 139-106	18-19	Apr 3	Denver	L 118-129	31-47
Jan 2	Minnesota	W 108-103	19-19	Apr 5	@ Phoenix	L 110-121	31-48
Jan 4	Sacramento	W 122-114	20-19	Apr 7	@ Golden State	L 112-128	31-49
Jan 7	Atlanta	W 134-118	21-19	Apr 8	Oklahoma City	W 120-101	32-49
Jan 9	Memphis	L 119-127	21-20	Apr 10	@ Denver	W 146-141 (OT)	33-49

* Did not finish season on Laker roster;
† Totals with Lakers only

LAKERS ALL-TIME DRAFT CHOICES

Early draft records are incomplete, so until 1956, players are listed in the order in which they were selected. Round and overall selection indicated for each player thereafter.

1948

1. Cliff Crandall	Oregon St.
- Arnie Ferrin	Utah
- Earl Gardner	DePauw
- Dee Gibson	Western Kentucky
- Chuck Hanger	California
- Ken Jastrow	Denver
- Bob Lowther	Lousiana St.
- Junior Skogland	Gustavus Adolphus
- Quentin Stinson	Southern Illinois
- Johnny Orr	Beloit

1949

1. Vern Mikkelsen	Hamline
- Bob Harrison	Michigan

1950

1. Kevin O'Shea	Notre Dame
- Hal Haskins	Hamline
- Howie Williams	Purdue
- Bud Grant	Minnesota
- Ed Beach	West Virginia
- Wayne Glasgow	Oklahoma
- Joe Hutton	Hamline
- Newt Benson	Wisconsin-River Falls
- Jim Reilly	Swarthmore
- Andy Butchko	Purdue

1951

1. Whitey Skoog	Minnesota
- Lew Hitch	Kansas St.
- Bob Payne	Oregon St.
- Gale McArthur	Oklahoma A&M
- Leo Vander Kuy	Michigan
- Deward Dopson	Arkansas Tech
- Ed Head	Kansas St.

1952

1. Tom Ackerman	West Liberty
- Jim Bishop	Mississippi Southern
- Rod Fletcher	Illinois
- Cliff Haag	Wyoming
- Jim Holstein	Cincinnati
- Bob Holt	Tulane
- Tom Katsimpalis	Eastern Illinois
- Clyde Lovellette	Kansas
- Dick Means	Minnesota
- Dwight Morrison	USC
- Carl McNulty	Purdue
- Ed Ramiraz	Centenary
- Don Schneider	Arizona
- Gene Smith	Xavier (Ohio)
- Gene Smith	Huron
- Homer Spain	Union (Tenn.)
- John Wallesea	Memphis St.

1953

1. Jim Fritzsche	Hamline
- Ron Feiereisel	DePaul
- Hartly Kruger	Idaho
- Ken Flowers	USC
- Zippy Morroco	Georgia
- Pete Silas	Georgia Tech
- Lloyd Olmstead	Cornell (Iowa)
- Joe Richey	Brigham Young
- Hank Budde	Xavier (Ohio)
- Walt Kearns	Arkansas
- Bill Chambers	William & Mary
- Harold Christensen	Brigham Young
- Bob Gelle	Minnesota
- Lloyd Thorgaard	Hamline
- Bob Gussner	Hamline
- Chuck Wolfe	North Dakota
- Doug Atkins	Tennessee
- Roger Kuss	River Falls St.

1954

1. Ed Kalafat	Minnesota
- Al Bianchi	Bowling Green
- Don Lance	Rice
- Gene Schwinger	Rice
- Buzz Bennett	Minnesota
- Nick Revon	Mississippi Southern
- Dan Finch	Vanderbilt
- Bob Hopkins	Pasadena
- Dick Garmaker	Minnesota
- John Blever	Northwestern

1955

1. Bill Banks	SW Texas
- Don Boldebeck	Houston
- Dick Boushka	St. Louis
- Don Bragg	UCLA
- Dick Garmaker	Minnesota
- K.C. Jones	San Francisco
- Chuck Mencil	Minnesota
- John Miller	Ohio St.
- Jim Scott	West Texas
- Bill Warden	North Central (Ill.)
- O'Neal Weaver	Midwestern (Tex.)

1956

1. Elgin Baylor	Seattle
- Jim Paxson	Dayton
- Terry Rand	Marquette
- Jerry Bird	Kentucky
- Lloyd Aubrey	Notre Dame
- Bill Reigel	McNeese St.
- Phil Jordan	Whitworth
- John Barber	Cal St. Los Angeles
- Sam Jones	North Carolina Coll.
- Jim Springer	Gustavus Adolphus
- Phil Grawmeyer	Kentucky
- Robert Hodgson	Wichita
- Carl Widseth	Tennessee
- John Patzwald	Gustavus Adolphus

1957

1. Jim Krebs	SMU	(3)
2. Harvey Schmidt	Illinois	(11)
3. Jim Spivey	SE Oklahoma	(19)
4. George Brown	Wayne St.	(27)
5. Gary Thompson	Iowa St.	(35)
6. Phil Murrell	Drake	(43)
7. George Ferguson	Michigan	(51)
8. John Haaven	North Dakota	(58)
9. Jim Sutton	N. Dakota St.	(65)
10. Gordon Fosness	Dakota Wesleyan	(71)

1958

1. Elgin Baylor	Seattle	(1)
2. Steve Hamilton	Morehead St.	(9)
3. Alex Ellis	Niagara	(16)
4. George Kline	Minnesota	(24)
5. Quitman Sullins	Murray St.	(32)
6. Al Inness	St. Francis (NY)	(40)
7. Jim Bond	Pasadena	(48)
8. Ed Brinkley	Clemson	(56)
9. Joe Hobbs	Florida	(63)
10. Shorty Patterson	G. Adolphus	(69)
11. Hal Duffy	Oregon	(74)
12. Gary Simmons	Idaho	(78)
13. Jerry Alcom	Fresno St.	(82)

1959

1. Tom Hawkins	Notre Dame	(3)
2. Rudy LaRusso	Dartmouth	(10)
3. Bob Smith	West Virginia	(18)
4. Wilson Eison	Purdue	(26)
5. Bobby Joe Mason	Bradley	(34)
6. Jim Henry	Vanderbilt	(42)
7. Charley Grote	Georgetown (Ky.)	(50)
8. Leon Hill	Texas Tech	(57)
9. Jim Mudd	N. Texas St.	(63)
10. Roger Johnson	Minnesota	(69)
11. Jack Evans	Superior St.	(75)
12. Vern Baggenstoss	St. Cloud St.	(79)
13. Dwayne Smith	G. Adolphus	(81)

1960

1. Jerry West	West Virginia	(2)
3. Jim Hagen	Tenn. Tech	(18)
4. Wally Frank	Kansas St.	(26)
5. George Farley	Cornell	(34)
6. Bobby Goodall	Tulsa	(42)
7. Howard Jolliff	Ohio	(50)
8. John Werhas	USC	(57)
9. Claude Lefevre	Gonzaga	(64)
10. Dick Harvey	Creighton	(70)
11. Sterling Forbes	Pepperdine	(75)
12. Willie Jones	American	(79)

1961

1. Wayne Yates	Memphis St.	(5)
2. Fred Sawyer	Louisville	(13)
3. Frank Burgess	Gonzaga	(27)
4. Charles Hanke	Missouri	(36)
5. Bill Lickert	Kentucky	(45)
6. Bill McClintock	California	(54)
7. Albert Alamanza	Texas	(63)
8. Bill Ellis	UCLA	(72)
9. Carl Anderson	Oregon St.	(80)
10. Robert Williams	Hancock	(87)
11. Howard Hurst	Duke	(95)

LAKERS ALL-TIME DRAFT CHOICES

1962

1. Leroy Ellis	St. Johns	(6)
2. Gene Wiley	Wichita St.	(15)
3. John Greene	UCLA	(24)
4. Jan Loudermilk	SMU	(33)
5. Art Whisnant	S. Carolina	(42)
6. Buck Keller	Virginia Tech	(51)
8. Bill Garner	Oregon St.	(70)
9. Bill Matson	Minnesota	(79)

1963

1. Roger Strickland	Jacksonville	(7)
2. Jim King	Tulsa	(13)
2. Mel Gibson	W. Carolina	(16)
3. Lyle Harger	Houston	(25)
4. Layton Johns	Auburn	(34)
5. Larry Jones	Toledo	(43)
6. Warren Slade	Westminster	(52)
7. Gordie Martin	USC	(62)

1964

1. Walt Hazzard	UCLA	(1)
2. Cotton Nash	Kentucky	(14)
3. Tom Does	Stanford	(23)
4. Henry Finkel	Dayton	(32)
5. John Savage	N. Texas St.	(41)
6. Troy Collier	Utah St.	(50)
7. Steve Anstett	Portland	(59)
9. Jay Buckley	Duke	(68)

1965

1. Gail Goodrich	UCLA	(3)
2. John Fairchild	BYU	(15)
3. Jim Caldwell	Georgia Tech	(24)
4. Brooks Henderson	Florida	(33)
5. A.W. Davis	Tennessee	(42)
6. Theo Cruze	Seattle	(48)
7. Dwayne Cruze	Idaho St.	(57)
8. George Unsel	Kansas	(68)
9. Marlbert Pratt	Dillard	(75)
10. Don Rae	Montana St.	(81)
11. Bob Andrews	Alabama	(87)

1966

1. Jerry Chambers	Utah	(7)
2. Henry Finkel	Dayton	(17)
3. John Block	USC	(27)
4. Archie Clark	Minnesota	(37)
5. Stan Washington	Michigan St.	(48)
6. Keith Thomas	Vanderbilt	(57)
7. Tab Jackson	Idaho College	(66)
8. John Wetzel	Virginia Tech	(76)
9. Julian Hammond	Tulsa	(83)
10. Mike Rooney	Oklahoma	(90)
11. George Grams	Purdue	(97)

1967

2. Randy Mahaffey	Clemson	(16)
3. Dwight Smith	W. Kentucky	(23)
4. Cliff Anderson	St. Josephs	(35)
5. Joe Allen	Bradley	(47)
6. Gary Keller	Florida	(59)
7. Jamie Thompson	Wichita St.	(71)
8. Don Carlos	Otterbein	(83)
9. Jay McMillan	Maryland	(94)
10. Don Kruze	Houston	(105)
11. Nick Pino	Kansas St.	(116)
12. Ben Monroe	New Mexico	(127)
13. Gary Jones	Iowa	(137)

1968

1. Bill Hewitt	USC	(11)
4. Ed Biedenback	N. Carolina St.	(45)
5. Lou Shepard	SW Missouri St.	(59)
6. Nick Pino	Kansas St.	(73)
7. Dennis Hrcka	Hillsdale	(87)
8. John Smith	USC	(101)
9. George Stone	Marshall	(115)
10. Charles Alford	E. Carolina	(129)
11. Harry Singletary	Presbyterian	(142)
12. Reggie Lacey	W. Michigan	(155)
13. Harvey Mumford	Montana St.	(167)
14. John Godfrey	Abilene Christ.	(178)
15. John Baum	Temple	(187)
16. Mike Eberle	Wyoming	(195)

1969

1. Willie McCarter	Drake	(12)
1. Rick Roberson	Cincinnati	(15)
2. Dick Garrett	S. Illinois	(27)
5. Wilber Jones	Albany St.	(69)
6. Dick Grubar	N. Carolina	(83)
7. Karl Limbo	BYU	(97)
8. Joe Smith	Oklahoma St.	(111)
9. Jim Smith	N. Illinois	(125)
10. Phil Argento	Kentucky	(139)
11. Ron Peret	Texas A&M	(153)
12. Jack Gillespie	Montana St.	(166)
13. Mallory Chestnutt	Tuskegee	(178)
14. Mack Calvin	USC	(187)

1970

1. Jim McMillan	Columbia	(13)
2. Earnest Killum	Stetson	(30)
4. Larry Mikan	Minnesota	(64)
5. John Fultz	Rhode Island	(81)
6. Jerry Kroll	Davidson	(98)
7. W. Woods	E. Kentucky	(115)
8. Rick Mount	Purdue	(132)
9. Bobby Sands	Pepperdine	(149)
10. Kindell Stephens	Fisk	(166)
11. Bob Duklet	Boston College	(181)
12. Dewey Varner	Tuskegee	(192)
13. Gary Elliott	Washington	(202)
14. Ron Sanford	New Mexico	(212)
15. Will Teague	Youngstown	(221)
16. Pete Walthour	Fort Valley	(228)
17. Bob Thate	Occidental	(233)

1971

1. Jim Clemons	Ohio St.	(13)
4. Roger Brown	Kansas	(64)
5. Lee Dedmon	N. Carolina	(81)
6. Bill Brickhouse	Montana St.	(98)
7. Gene Gathers	Bradley	(115)
8. Luke Adams	Lamar Tech	(132)
9. Bob Cheeks	Whittier	(148)
10. Cliff Mosely	Quinnipiac	(164)

1972

1. Travis Grant	Kentucky St.	(13)
2. Jim Price	Louisville	(16)
2. Paul Stovall	Arizona St.	(22)
3. Gregg Northington	Alabama St.	(47)
5. Glen Summors	Gannon	(80)
6. Sam Simmons	Bradley	(97)

1973

1. Kermit Washington	American	(5)
2. Bill Schaeffer	St. Johns	(23)
2. Jim Chones	Marquette	(31)
2. John Perry	Pan American	(34)
4. Larry Finch	Memphis St.	(68)
5. Kresimer Cosic	BYU	(84)
6. David Brent	Jacksonville	(102)
7. Nate Hawthorne	S. Illinois	(118)
8. Roy McPipe	E. Montana	(136)

1974

1. Brian Winters	S. Carolina	(12)
2. Bill Knight	Pittsburgh	(21)
3. Jim Bradley	N. Illinois	(48)
4. Ron de Vries	Illinois St.	(67)
5. Seymour Reed	Bradley	(84)
6. Billy Morris	St. Louis	(103)
7. Dennis Van Zant	Azusa Pacific	(120)
8. Bob Florence	UNLV	(139)

1975

1. David Meyers	UCLA	(2)
1. Junior Bridgeman	Louisville	(8)
4. C.J. Kupec	Michigan	(56)
5. Charles Russell	Alabama	(74)
6. Don Ford	USCB	(92)
7. Rick Suttle	Kansas	(110)
8. Mike Cashman	Willamette	(128)

1976

2. Earl Tatum	Marquette	(21)
3. Mike Dabney	Rutgers	(36)
3. Tom Abernathy	Indiana	(43)
4. Wayman Britt	Michigan	(60)
6. Ed Schweitzer	Stanford	(95)
7. Tom Lipsey	Cal St. L.A.	(113)
8. Ed Gregg	Utah St.	(132)
9. David Pickett	Northeast	(151)

1977

1. Kenny Carr	N. Carolina St.	(6)
1. Brad Davis	Maryland	(15)
1. Norm Nixon	Duquesne	(22)
3. James Edwards	Washington	(46)
4. Tony Robertson	West Virginia	(88)
5. John Robinson	Michigan	(110)
6. Grove Woolard	Murray St.	(131)
7. Lars Hansen	Washington	(151)
8. Art Allen	Pepperdine	(170)

1978

2. Ron Carter	VMI	(26)
2. Lew Massey	NC Charlotte	(38)
3. Michael Cooper	New Mexico	(60)
4. Harold Robertson	Lincoln	(82)
5. Carlos Terry	Winston-Salem	(104)
6. Kim Stewart	Washington	(126)
7. Larry Paige	Colorado St.	(147)

1979

1. Earvin Johnson	Michigan St.	(1)
1. Brad Holland	UCLA	(14)
2. Oliver Mack	E. Carolina	(25)
2. Victor King	Louisiana Tech	(39)
2. Mark Young	Fairfield	(41)
3. Walter Daniels	Georgia	(60)
4. Ray White	Mississippi St.	(79)
4. Ricky Reed	Temple	(81)

LAKERS ALL-TIME DRAFT CHOICES

1980

2.	Wayne Robinson	Virginia Tech	(31)
2.	Butch Carter	Indiana	(37)
4.	Tony Jackson	Florida St.	(87)
4.	Ron Baxter	Texas	(91)
5.	Rick Raivio	Portland	(114)
6.	Odis Boddie	N. Alabama	(137)
7.	Charles Davis	Vanderbilt	(160)
8.	Melvin Hooker	Edinboro	(177)

1981

1.	Mike McGee	Michigan	(19)
2.	Harvey Knuckles	Toledo	(39)
2.	Elvis Rolle	Florida St.	(42)
3.	Zam Fredrick	S. Carolina	(51)
3.	Ron Cornelius	Pacific	(65)
4.	Kevin McKenna	Creighton	(88)
5.	Craig Watts	N. Carolina St.	(111)
6.	Kevin Singleton	California	(134)
7.	Larry Petty	Wisconsin	(157)
8.	Jay Triano	Simon Fraser	(179)

1982

1.	James Worthy	N. Carolina	(1)
2.	Willie Jones	Vanderbilt	(54)
2.	Mike Hackett	Jacksonville	(67)
4.	Craig McCormick	W. Kent.	(90)
5.	Howard McNeil	Seton Hall	(113)
6.	Lynden Rose	Houston	(137)
7.	Maurice Williams	USC	(160)
8.	Micah Blunt	Tulane	(183)
9.	Tim Byrne	Rutgers	(204)

1983

3.	Orlando Phillips	Pepperdine	(69)
4.	Terry Lewis	Mississippi St.	(92)
5.	Dan Dixon	Alabama A&M	(115)
6.	Mark Steele	Colorado St.	(138)
7.	Ricky Mixon	Cal St. Fullerton	(161)

1984

1.	Earl Jones	District of Col.	(23)
3.	George Singleton	Furman	(69)
4.	John Revelli	Stanford	(92)
5.	Lance Berwald	N. Dakota St.	(115)
6.	Keith Jones	Stanford	(138)
7.	Richard Haenisch	Chaminade	(161)

1985

1.	A.C. Green	Oregon St.	(23)
4.	Dexter Shouse	S. Alabama	(92)
5.	Timo Sarrelainen	BYU	(115)
6.	Tony Neal	Cal St. Fullerton	(138)
7.	Keith Cieplicki	Wil. & Mary	(161)

1986

1.	Ken Barlow	Notre Dame	(23)
2.	Ron Kellogg	Kansas	(42)
3.	Andre Turner	Memphis St.	(69)
4.	Dale Blaney	West Virginia	(92)
5.	Roger Harden	Kentucky	(115)
6.	Walter Downing	Marquette	(138)
7.	Mark Coleman	Miss. St.	(161)

1987

3.	Willie Glass	St. Johns	(69)
4.	Ralph Tally	Norfolk St.	(92)
5.	Kenny Travis	New Mexico St.	(115)
6.	Frank Ford	Auburn	(138)
7.	Ron Vanderschaaf	C. Washington	(161)

1988

1.	David Rivers	Notre Dame	(25)
----	--------------	------------	------

1989

1.	Vlade Divac	Yugoslavia	(26)
----	-------------	------------	------

1990

1.	Elden Campbell	Clemson	(27)
2.	Tony Smith	Marquette	(51)

1991

2.	Anthony Jones	Oral Roberts	(52)
----	---------------	--------------	------

1992

1.	Anthony Peeler	Missouri	(15)
2.	Duane Cooper	USC	(36)

1993

1.	George Lynch	N. Carolina	(12)
2.	Nick Van Exel	Cincinnati	(37)

1994

1.	Eddie Jones	Temple	(10)
----	-------------	--------	------

1995

2.	Frankie King	W. Carolina	(37)
----	--------------	-------------	------

1996

1.	Derek Fisher	Ark.-Little Rock	(24)
----	--------------	------------------	------

1997

2.	DeJuan Wheat	Louisville	(52)
2.	Paul Rogers	Gonzaga	(54)

1998

1.	Sam Jacobson	Minnesota	(26)
2.	Ruben Patterson	Cincinnati	(31)
2.	Toby Bailey	UCLA	(45)

1999

1.	Devean George	Augsburg	(23)
2.	John Celestand	Villanova	(30)

2000

1.	Mark Madsen	Stanford	(29)
----	-------------	----------	------

2001

None

2002

1.	Chris Jeffries	Fresno St.	(27)
----	----------------	------------	------

2003

1.	Brian Cook	Illinois	(24)
2.	Luke Walton	Arizona	(32)

2004

1.	Sasha Vujacic	Slovenia	(27)
2.	Marcus Douthit	Providence	(56)

2005

1.	Andrew Bynum	St. Josephs HS	(10)
2.	Ronny Turiaf	Gonzaga	(37)
2.	Von Wafer	Florida St.	(39)

2006

1.	Jordan Farmar	UCLA	(26)
2.	Cheick Samb	Senegal	(51)

2007

1.	Javaris Crittenton	Georgia Tech	(19)
2.	Sun Yue	China	(40)
2.	Marc Gasol	Spain	(48)

2008

2.	Joe Crawford	Kentucky	(58)
----	--------------	----------	------

2009

1.	Toney Douglas	Florida State	(29)
2.	Patrick Beverley	Arkansas	(42)
2.	Chinemelu Elonu	Texas A&M	(59)

2010

2.	Devin Ebanks	West Virginia	(43)
2.	Derrick Character	UTEP	(58)

2011

2.	Darius Morris	Michigan	(41)
2.	Andrew Goudelock	Charleston	(46)
2.	C. Maduabum	Nigeria	(56)
2.	Ater Majok	Sudan	(58)

2012

2.	Robert Sacre	Gonzaga	(60)
----	--------------	---------	------

2013

2.	Ryan Kelly	Duke	(48)
----	------------	------	------

2014

1.	Julius Randle	Kentucky	(7)
----	---------------	----------	-----

2015

1.	D'Angelo Russell	Ohio St.	(2)
1.	Larry Nance Jr.	Wyoming	(27)
2.	Anthony Brown	Stanford	(34)

2016

1.	Brandon Ingram	Duke	(2)
2.	Ivica Zubac	Croatia	(32)

2017

1.	Lonzo Ball	UCLA	(2)
2.	Tony Bradley	North Carolina	(28)

2018

1.	Moritz Wagner	Michigan	(25)
2.	Svi Mykhailiuk	Kansas	(47)

2019

1.	De'Andre Hunter	Virginia	(4)
----	-----------------	----------	-----

2020

1.	Jaden McDaniels	Washington	(28)
----	-----------------	------------	------

2021

1.	Isaiah Jackson	Kentucky	(22)
----	----------------	----------	------

2022

2.	Max Christie	Michigan State	(35)
----	--------------	----------------	------

1948-49

8/30/48 Purchased Mike Bloom's contract from Boston.
12/1/48 Released Mike Bloom.
2/7/49 Purchased Whitey Kachan's contract from Chicago.

1949-50

6/22/49 Purchased Gene Stump's contract from Boston.
12/1/49 Purchased Billy Hassett's contract from Tri-City.
12/21/49 Sold Paul Walther's contract to Indianapolis.

1950-51

12/11/50 Sold Ed Beach's contract to Tri-City.
1/9/51 Drafted Dick Schnittker from Washington in the Dispersal Draft.

1951-52

9/21/51 Sold Kevin O'Shea's contract to Milwaukee.
10/10/51 Drafted Howie Schultz's contract from Ft. Wayne.
1/26/52 Purchased Pep Saul's contract from Baltimore.

1952-53

None

1953-54

10/27/53 Sold Lew Hitch's contract to Milwaukee.
12/21/53 Traded Bobby Watson to Milwaukee for Lew Hitch.
2/2/54 Sold Bob Harrison's contract to Milwaukee.

1954-55

9/18/54 Traded Pep Saul to Milwaukee for Don Sunderlage.
11/28/54 Drafted Bob "Slick" Leonard from Baltimore in the Dispersal Draft.

1955-56

11/28/55 Sold Jim Holstein's contract to Ft. Wayne.
12/16/55 Purchased Johnny Horan's contract from Ft. Wayne.

1956-57

10/24/56 Sold Al Bianchi's contract to Syracuse.
10/26/56 Traded Jerry Bird, Phil Jordon & Slater Martin to New York for Walter Dukes & Burdette Haldorson.
4/17/57 Traded Clyde Lovelette & Jim Paxson to Rochester for Bob Burrow, Ed Fleming, "Hot" Rod Hundley, Monk Meineke & Art Spoelstra.
4/17/57 Traded Ed Kalafat to Ft. Wayne for Corky Devlin.

1957-58

9/12/57 Traded Walter Dukes to Detroit for Larry Foust.
2/5/58 Traded Art Spoelstra to New York for Bo Erias and cash considerations.
2/16/58 Traded Dick Boushka & Terry Rand to St. Louis for Frank Selvy.

1958-59

None

1959-60

12/1/59 Purchased Ron Sobie's contract from New York.
12/15/59 Purchased Frank Selvy's contract from Syracuse.
1/24/60 Traded Dick Garmaker and a 1960 2nd round draft pick to New York for Ray Felix and a 1960 4th round draft pick.
2/1/60 Traded Larry Foust to St. Louis for Nick Mantis, Chuck Share & Willie Merriweather.

1960-61

10/24/60 Signed free agent Gary Alcorn.
12/15/60 Waived Gary Alcorn.
12/15/60 Purchased Ron Johnson's contract from Detroit.
4/26/61 Bob Leonard drafted by Chicago in Expansion Draft.
6/21/61 Signed free agent Bob Sims.

1961-62

N/A Released Gary Alcorn and Ron Johnson.
12/1/61 Sold Bob Sims' contract to St. Louis.
12/1/61 Purchased Bob McNeil's contract from Philadelphia.
N/A Released Bob McNeil, Ray Felix, Wayne Yates & Bob Smith.
Howard Joliff retired.

1962-63

9/5/62 Purchased Dick Barnett's contract from Syracuse.
9/14/62 Traded Tom Hawkins to Cincinnati for a 1963 2nd round draft pick.
Rod Hundley retired.
N/A Released Rod Horn.

1963-64

9/6/63 Claimed Don Nelson off of waivers from Chicago.
9/24/63 Claimed Hub Reed off waivers from Cincinnati.
Frank Selvy and Jim Krebs retired.
10/11/63 Roger Strickland claimed off waivers by Baltimore.
4/16/64 Purchased Darrell Imhoff's contract from Detroit.
5/1/64 Hub Reed claimed off waivers by New York.
5/1/64 Waived Mel Gibson.

1964-65

1/28/65 Purchased Bill McGill's contract from Grand Rapids of the North American League.
N/A Released Jerry Grote, Bill McGill & Charles Nash.

1965-66

10/14/65 Traded Dick Barnett to New York for Bob Boozer.
2/1/66 Signed free agent Tom Hoover.
5/1/66 Bob Boozer & Jim King are selected by Chicago in the Expansion Draft.
5/11/66 Purchased Hank Finkel's contract from Chicago.
N/A Released John Fairchild, Tom Hoover & Don Nelson.
Gene Wiley retired.

1966-67

9/14/66 Purchased Tom Hawkins's contract from Cincinnati.
9/22/66 Traded Leroy Ellis to Baltimore for Jim Barnes.
1/16/67 Traded Rudy LaRusso and a 1967 1st round draft pick to Detroit for Mel Counts (Detroit sent Ray Scott to Baltimore, who, in turn, sent Counts to LA).
5/1/67 John Block (San Diego), Henry Finkel (San Diego) and Walt Hazzard (Seattle) are selected in the Expansion Draft.

1967-68

10/21/67 Signed free agent Dennis Hamilton
1/9/68 Traded Jim Barnes and a 1968 3rd round draft pick to Chicago for Erwin Mueller.
1/12/68 Claimed Fred Crawford on waivers from New York.
5/2/68 Signed free agent Jay Carly.
5/6/68 Gail Goodrich, Dennis Hamilton & John Wetzel are selected by Phoenix in the Expansion Draft.

1968-69

7/9/68 Traded Jerry Chambers, Archie Clark & Darrell Imhoff to Philadelphia for Wilt Chamberlain.
9/23/68 Traded Erwin Mueller to Chicago for Keith Erickson.
10/8/68 Purchased John Egan's contract from Milwaukee.
10/17/68 Waived Ed Biedenbach.

ALL-TIME TRANSACTIONS

1969-70

9/9/69	Acquired Mike Lynn from Chicago for a 1971 3rd round draft pick.
9/18/69	Sold Fred Crawford's contract to Milwaukee. Released Cliff Anderson & Jay Carty. Tom Hawkins retired.
11/27/69	Traded Bill Hewitt and a 1970 3rd round draft pick to Detroit for Happy Hairston.
1/23/70	Purchased John Trevsant's contract from Seattle.
5/10/70	Dick Garrett (Buffalo), Mike Lynn (Buffalo) & John Egan (Cleveland) are selected in Expansion Draft.
5/20/70	Traded Mel Counts to Phoenix for Gail Goodrich.

1970-71

8/28/70	Claimed Fred Hetzel from Portland on waivers.
10/7/70	Claimed Pat Riley from Portland on waivers.
11/1/70	Traded John Tresvant to Baltimore for a 1972 2nd round draft pick.

1971-72

9/11/71	Acquired LeRoy Ellis from Portland for a 1972 2nd round draft pick and cash considerations.
9/20/71	Acquired Flynn Robinson from Cincinnati for a 1971 2nd round draft pick.
9/20/71	Waived Fred Hetzel, Willie McCarter & Earnie Killum.
10/13/71	Traded Rick Roberson to Cleveland for a 1972 2nd round draft pick and 1973 1st & 2nd round draft picks.
10/13/71	Claimed John Trapp on waivers from Houston.
11/5/71	Elgin Baylor retired.

1972-73

8/31/72	Traded Jim Clemons to Cleveland for a 1974 2nd round draft choice.
9/19/72	Traded Paul Stovall to Phoenix for a 1974 2nd round draft pick and an additional future selection.
10/20/72	Released Roger Brown.
11/2/72	Traded LeRoy Ellis & John Trapp to Philadelphia for Mel Counts & Bill Bridges.
12/6/72	Traded Flynn Robinson to Baltimore for a 1973 2nd round draft pick.
12/6/72	Signed free agent Bill Turner.

1973-74

8/23/73	Acquired Stan Love from Baltimore in exchange for a 2nd round draft choice and cash considerations.
9/17/73	Traded Jim McMillian to Buffalo for Elmore Spencer.
10/30/73	Waived Travis Grant.
11/1/73	Traded Keith Erickson and a 1974 2nd round draft pick to Phoenix for Connie Hawkins.
5/17/74	Traded Jim Chones to Cleveland for a 1975 1st round draft pick.
6/14/74	Traded Mel Counts to New Orleans for future considerations.

1974-75

9/6/74	Signed Cazzie Russell and sent a 1976 1st round draft pick to Golden State as compensation.
10/3/74	Acquired Zelmo Beatty from Atlanta for a 1975 2nd round draft pick and cash considerations.
11/11/74	Traded Jim Price to Milwaukee for Lucius Allen.
11/28/74	Acquired Corky Calhoun from Phoenix for a 1976 2nd round draft pick and 1977 3rd round draft pick.
12/6/74	Waived Bill Bridges.
12/6/74	Acquired Stu Lantz from New Orleans for a 1975 3rd round draft pick and cash considerations.
2/10/75	Waived Stan Love.
6/16/75	Traded Elmore Smith, Brian Winters, Dave Meyers, & Junior Bridgeman to Milwaukee for Kareem Abdul-Jabbar & Walt Wesley.

1975-76

8/8/75	Traded Connie Hawkins to Atlanta for a 1976 3rd round draft pick.
9/24/75	Acquired Ron Williams from Milwaukee for a 1976 5th round draft pick.
10/1/75	Signed free agent Donnie Freeman.
10/21/75	Waived Happy Hairston.
10/22/75	Purchased Cornell Warner from Milwaukee.
10/28/75	Signed free agent Jim McDaniels.
10/30/75	Waived Walt Wesley.
11/3/75	Traded Pat Riley to Phoenix for two future draft picks.
11/26/75	Waived Ron Williams.
1/20/76	Acquired John Roche from Phoenix for future draft considerations.
1/21/76	Signed free agent Cliff Meely.
2/9/76	Waived Jim McDaniels.
5/10/76	Signed free agent Mack Calvin.

1976-77

7/19/76	Gail Goodrich signs with New Orleans as a veteran free agent.
8/5/76	Traded a 1977 2nd round pick & 1978 1st round pick to New Orleans in exchange for a 1977 1st round pick, 1978 1st round pick & 1980 2nd round pick as compensation for Jazz signing Gail Goodrich.
9/16/76	Signed free agent Don Chaney.
9/29/76	Waived Cliff Meely.
10/4/76	Traded future draft pick to Chicago for Allen Murphy.
10/5/76	Waived Donnie Freeman.
10/6/76	Waived John Roche.
10/18/76	Waived Corky Calhoun & Wayman Britt.
10/20/76	Acquired Bo Lamar from Detroit for future considerations.
10/22/76	Signed Cornell Warner.
11/2/76	Signed free agent Marvin Roberts.
11/2/76	Waived Allen Murphy.
11/2/76	Released Cornell Warner.
11/16/76	Traded Malvin Calvin to San Antonio for a 1977 1st round draft pick and cash considerations.
11/19/76	Signed free agent Johnny Neumann.

1977-78

6/6/77	Traded Lucius Allen to Kansas City for Ollie Johnson & 1st and 2nd round draft picks in 1978.
6/9/77	Traded Johnny Neumann to Buffalo for a 1977 3rd round draft choice.
7/13/77	Signed Jamaal Wilkes as a veteran free agent, sending cash and a 1978 1st round draft pick to Golden State as compensation.
9/7/77	Acquired Ernie DiGregorio from Buffalo for future considerations.
9/27/77	Waived C.J. Kupec.
9/30/77	Traded Ollie Johnson to Atlanta for Lou Hudson.
10/17/77	Traded Tony Robertson to Atlanta for a 1979 4th round draft pick.
10/17/77	Waived Cazzie Russell.
12/13/77	Acquired Adrian Dantley & Dave Robisch from Indiana for Earl Tatum & James Edwards.
12/27/77	Acquired Charlie Scott from Boston in exchange for Don Chaney, Kermit Washington and a 1978 1st round draft pick.
1/30/78	Waived Ernie DiGregorio.

1978-79

6/8/78	Traded Tom Abernethy to Buffalo for a 1978 2nd round draft pick.
6/26/78	Traded Charlie Scott to Denver for Ron Boone and two 1979 2nd round draft picks.
8/24/78	Signed free agent Derrek Dickey.
9/14/78	Waived Carlos Terry.
10/12/78	Released Derrek Dickey.
10/27/78	Signed Jim Price as a veteran free agent and sent a 1980 2nd round pick to Detroit as compensation.
10/27/78	Waived Brad Davis.

1979-80

7/7/79	Signed free agent Irv Kiffin.
8/9/79	Waived Jim Price.
9/13/79	Traded Adrian Dantley to Utah for Spencer Haywood.
10/4/79	Waived Ron Carter.
10/5/79	Acquired Jim Chones from Cleveland for Dave Robisch and a 1980 3rd round draft choice.
10/5/79	Traded Irv Kiffin to San Antonio for a 1980 2nd round draft pick.
10/23/79	Traded Kenny Carr to Cleveland for a 1980 2nd round draft pick and a 1981 2nd round draft pick.
10/25/79	Traded Ron Boone to Utah for a 1981 3rd round draft pick.
10/25/79	Signed free agent Marty Byrnes.
2/14/80	Traded Ollie Mack, a 1980 2nd round draft pick and a 1981 2nd round draft pick to Chicago for Mark Landsberger.
2/15/80	Traded Don Ford and a 1980 1st round draft pick to Cleveland in exchange for Butch Lee and a 1982 1st round draft pick.
5/28/80	Marty Byrnes selected by Dallas in Expansion Draft.
6/10/80	Released Butch Lee.

1980-81

8/1/80	Signed Myles Patrick.
8/13/80	Signed Alan Hardy.
8/19/80	Waived Spencer Haywood
10/1/80	Traded Wayne Robinson to Detroit for a 1981 2nd round draft pick.
10/8/80	Acquired Jim Brewer from Portland for the right to swap 1984 1st round draft picks or a 1984 2nd round draft pick, choosing the latter.
11/17/80	Waived Tony Jackson.
11/19/80	Traded a 1982 1st round draft pick to New Jersey for Eddie Jordan.
12/2/80	Waived Myles Patrick.

1981-82

8/5/81	Acquired Mitch Kupchak from Washington in exchange for Jim Chones, Brad Holland, a 1982 2nd round draft pick and a 1983 1st round draft pick.
8/19/81	Signed free agents Clay Johnson, Harvey Knuckles & Kevin McKenna.
8/24/81	Signed free agent Darrell Allums.
9/13/81	Signed free agent Kurt Rambis.
10/13/81	Waived Clay Johnson.
10/15/81	Traded Butch Carter to Indiana for a 1982 3rd round draft pick.
10/27/81	Waived Alan Hardy.
12/24/81	Acquired Bob McAdoo from New Jersey exchange for a 1983 2nd round draft pick.
4/12/82	Signed free agent Clay Johnson.

1982-83

9/20/82	Signed free agent Joe Cooper.
10/8/82	Released Kevin McKenna.
10/22/82	Re-signed Mark Landsberger.
10/25/82	Waived Hutch Jones.
11/2/82	Re-signed Bob McAdoo.
11/8/82	Released Joe Cooper.
2/15/83	Acquired Dwight Jones from Chicago in exchange for a 1985 2nd round draft pick and cash considerations.
4/12/83	Signed free agent Billy Ray Bates.
4/16/83	Signed free agent Steve Mix.
	Released Billy Ray Bates.

1983-84

8/22/83	Waived Dwight Jones.
9/7/83	Signed free agents Larry Spriggs & Calvin Garrett. Steve Mix retired.
9/27/83	Signed free agent Dale Wilkinson.
10/16/83	Traded Norm Nixon, Eddie Jordan a 1986 2nd round draft pick and a 1987 2nd round draft pick to San Diego for Swen Nater & Byron Scott.
10/17/83	Waived Dale Wilkinson.
11/10/83	Waived Mark Landsberger & Clay Johnson.
4/11/84	Signed free agent Eddie Jordan.

1984-85

9/21/84	Signed free agent Chuck Nevitt.
	Swen Nater retired.
11/6/84	Waived Chuck Nevitt.
11/29/84	Signed free agent Ronnie Lester.
3/5/85	Signed free agent Chuck Nevitt.

1985-86

8/19/85	Acquired Maurice Lucas from Phoenix for a 1988 2nd round draft pick and a 1989 2nd round draft pick.
8/28/85	Waived Jamaal Wilkes.
9/10/85	Re-signed free agent Chuck Nevitt.
10/9/85	Sold Earl Jones to San Antonio.
10/16/85	Waived Dexter Shouse.
11/23/85	Waived Chuck Nevitt.
3/10/86	Signed free agent Jerome Henderson.
3/18/86	Signed free agent Petur Gudmundsson.
6/17/86	Traded Mike McGee and the draft rights to Ken Barlow to Atlanta for Billy Thompson & Ron Kellogg.

1986-87

9/18/86	Signed free agent Adrian Branch.
9/26/86	Waived Maurice Lucas.
9/30/86	Mitch Kupchak retired.
10/2/86	Sold Ronnie Lester to Seattle.
10/9/86	Signed Frank Brickowski, granting Seattle future considerations for not exercising right of 1st refusal.
2/13/87	Traded Frank Brickowski, Petur Gudmundsson, a 1987 1st round draft pick, a 1990 2nd round draft pick and cash to San Antonio for Mychal Thompson.

1987-88

8/28/87	Signed Frank Ford, Willie Glass, Ralph Talley & Ron Vandschaaf.
10/1/87	Signed free agent Mike Smrek.
10/2/87	Signed free agent Milt Wagner.
10/5/87	Signed Wes Matthews.
10/7/87	Acquired rights to Jeff Lamp from San Antonio in exchange for a 1988 3rd round draft pick.
11/5/87	Sold Adrian Branch to New Jersey.
12/12/87	Signed free agent Ray Tolbert.
3/14/88	Waived Ray Tolbert.
3/30/88	Signed free agent Tony Campbell.
6/23/88	Traded a 1992 2nd round draft pick to Miami for not selecting K. Abdul-Jabbar in 1988 Expansion Draft.
6/23/88	Billy Thompson taken by Miami in Expansion Draft.

1988-89

8/9/88	Signed free agent Orlando Woolridge.
8/24/88	Signed free agent Milt Wagner.
8/29/88	Signed free agent Kannard Johnson.
8/30/88	Signed free agent Scott Meents.
9/20/88	Renounced rights to Wes Matthews.
10/3/88	Signed free agent Mark McNamara.
10/6/88	Re-signed Tony Campbell.
10/17/88	Waived Scott Meents.
10/24/88	Waived Milt Wagner.
11/2/88	Traded Mike Smrek to San Antonio in exchange for a 1990 2nd round draft pick.
6/15/89	David Rivers taken by Minnesota in Expansion Draft.

ALL-TIME TRANSACTIONS

1989-90

8/4/89	Signed free agent Larry Drew.
9/12/89	Signed free agent Quintin Dailey.
9/18/89	Signed free agents Mike Higgins, Milt Newton & Steve Bucknall.
10/2/89	Signed free agent Mel McCants.
10/13/89	Waived Quintin Dailey.
10/31/89	Waived Milt Newton.
12/13/89	Waived Mike Higgins.
12/24/89	Signed free agent Jay Vincent.
3/5/90	Waived Steve Bucknall & Michael Higgins.
3/5/90	Signed free agent Jawann Oldham to the first of two 10-day contracts.

1990-91

8/3/90	Traded Orlando Woolridge to Denver in exchange for 1993 and 1995 2nd round draft picks.
8/6/90	Signed free agent Sam Perkins.
8/15/90	Waived Michael Cooper.
9/25/90	Acquired Terry Teagle from Golden State in exchange for a 1990 1st round draft pick.
9/25/90	Traded Mark McNamara to San Antonio for choice of Lakers 1991 or 1994 2nd round draft pick.
9/25/90	Signed free agent Tony Brown.
10/2/90	Signed free agent Mario Elie.
10/15/90	Waived Mario Elie.
10/16/90	Signed free agent Irving Thomas.
10/19/90	Waived Michael Young.
12/6/90	Waived Tony Brown.

1991-92

9/30/91	Signed free agents Tony Smith & Keith Owens.
10/2/91	Waived Larry Drew & Mychal Thompson.
10/2/91	Acquired Sedale Threatt from Seattle in exchange for 1994, 1995 and 1996 2nd round draft picks.
10/4/91	Signed free agent Jack Haley.
10/29/91	Signed free agent Demetrius Calip.
10/30/91	Waived Anthony Jones & Irving Thomas.
12/5/91	Signed free agent Chuckie Brown.
12/6/91	Waived Demetrius Calip.
12/6/91	Signed free agent Rory Sparrow.
3/20/92	Signed Cliff Robinson to the first of two 10-day contracts.
4/8/92	Signed Cliff Robinson for remainder of the season.
5/11/92	Acquired Milwaukee's 1992 and 1995 2nd round draft picks in exchange for releasing the rights to coach Mike Dunleavy.

1992-93

8/11/92	Signed Alex Blackwell.
8/13/92	Signed free agents James Edwards & Sean Higgins.
9/29/92	Magic Johnson announced he will play for the Lakers in 1992-93.
9/29/92	Renounced the rights to free agents Terry Teagle, Cliff Robinson, Rory Sparrow, Keith Owens & Chuckie Brown.
9/29/92	Waived Sean Higgins.
2/22/93	Traded Sam Perkins to Seattle in exchange for Benoit Benjamin & Doug Christie.
6/21/93	Acquired Sam Bowie and a 1998 2nd round draft pick from New Jersey in exchange for Benoit Benjamin.

1993-94

7/15/93	Signed rookie free agent Antonio Harvey.
7/21/93	Released Alex Blackwell, A.C. Green & Byron Scott.
8/30/93	Signed free agent Trevor Wilson.
10/1/93	Signed free agent Kurt Rambis.
11/4/93	Waived Duane Cooper.
12/7/93	Waived Trevor Wilson.
12/14/93	Waived Kurt Rambis.
1/5/94	Re-signed Kurt Rambis.
1/22/94	Signed Reggie Jordan to the first of two 10-day contracts.
2/8/94	Signed Reggie Jordan for remainder of the season.
2/24/94	Acquired Dan Schayes from Milwaukee in exchange for a 2nd round draft choice.

1994-95

7/1/94	Acquired Anthony Miller from Golden State in exchange for a 1995 2nd round draft pick.
7/1/94	Renounced the rights to Dan Schayes.
7/21/94	Signed free agent Trevor Ruffin.
9/23/94	Acquired Cedric Ceballos from Phoenix in exchange for a 1995 1st round draft pick.
10/13/94	Traded Doug Christie to New York in exchange for 1997 and 1998 2nd round draft picks.
11/3/94	Waived Trevor Ruffin.
11/10/94	James Worthy announced retirement.
1/10/95	Signed free agent Lester Conner to 10-day contract.
1/20/95	Signed free agent Danny Young to 10-day contract.
1/31/95	Signed free agent Kurt Rambis.
2/22/95	Signed free agent Lloyd Daniels to the first of two 10-day contracts.
2/28/95	Signed free agent Randolph Keys to the first of two 10-day contracts.
3/14/95	Signed Lloyd Daniels & Randolph Keys to a contract for the rest of the season.
4/11/95	Waived Lloyd Daniels.
6/24/95	Antonio Harvey selected by Vancouver in the Expansion Draft.
6/30/95	Acquired Corie Blount from Chicago in exchange for future considerations.

1995-96

9/29/95	Sam Bowie retired.
9/29/95	Released Randolph Keys, Kurt Rambis & Tony Smith.
9/29/95	Signed free agent Gerard King.
10/3/95	Signed free agent Fred Roberts.
10/6/95	Signed free agent Kurt Rambis.
10/26/95	Signed free agent Derek Strong.
10/31/95	Waived Gerard Kings & Kurt Rambis.
1/29/96	Signed Earvin Johnson.
5/14/96	Earvin Johnson announces retirement.

1996-97

7/11/96	Traded Vlade Divac to Charlotte for Kobe Bryant.
7/16/96	Traded Anthony Peeler, George Lynch along with 1998 and 1999 2nd round draft picks to Vancouver in exchange for 1998 and 1999 2nd round draft picks.
7/16/96	Signed free agent Sean Rooks.
7/17/96	Released Fred Roberts, Derek Strong & Sedale Threatt.
7/18/96	Signed free agent Shaquille O'Neal.
7/31/96	Signed free agent Travis Knight.
8/9/96	Signed free agent Rumeal Robinson.
8/12/96	Signed free agent Jerome Kersey.
8/15/96	Signed free agent Trevor Wilson.
9/11/96	Signed free agent Jaquain Hawkins.
10/21/96	Waived Jaquain Hawkins.
9/30/96	Signed free agent Byron Scott.
12/16/96	Waived Trevor Wilson.
1/10/97	Traded Cedric Ceballos & Rumeal Robinson to Phoenix for Robert Horry & Joe Kleine.
2/20/97	Acquired George McCloud from New Jersey for Joe Kleine, a 1997 1st round draft pick and a conditional 2nd round pick.
2/24/97	Signed Larry Krystkowiak to a 10-day contract.
3/5/97	Signed Larry Krystkowiak to a second 10-day contract.

1997-98

7/24/97	Signed free agent James Forrest.
8/27/97	Signed free agent Jon Barry.
8/28/97	Signed free agent Rick Fox.
9/17/97	Signed free agent Shea Seals.
9/22/97	Signed free agent Mario Bennett.
10/2/97	Signed DeJuan Wheat.
10/20/97	Waived DeJuan Wheat.
10/25/97	Waived James Forrest.
6/24/98	Traded Nick Van Exel to Denver for Tony Battie & draft rights to Tyrronn Lue.
6/24/98	Sold the draft rights to Toby Bailey to Phoenix.

1998-99

1/21/99	Traded Tony Battie to Boston for Travis Knight.
1/21/99	Signed free agent Derek Harper.
2/23/99	Signed free agent Dennis Rodman.
2/24/99	Relieved head coach Del Harris of his duties.
2/26/99	Hired Kurt Rambis as head coach.
3/10/99	Waived Corie Blount.
3/10/99	Traded Eddie Jones & Elden Campbell to Charlotte for B.J. Armstrong, J.R. Reid & Glen Rice.
3/10/99	Waived B.J. Armstrong.
4/15/99	Waived Dennis Rodman.

1999-00

6/16/99	Hired Phil Jackson as head coach.
9/1/99	Traded Sean Rooks to Dallas for A.C. Green.
9/21/99	Traded Derek Harper to Detroit for draft rights to rookie guard Melvin Levert.
9/28/99	Signed free agent Benoit Benjamin.
9/29/99	Signed free agent John Salley.
10/13/99	Signed free agent Ron Harper.
10/20/99	Signed free agent Brian Shaw.
10/28/99	Waived Benoit Benjamin.
11/12/99	Waived Sam Jacobson.
6/28/00	Waived A.C. Green.

2000-01

8/15/00	Signed free agent Stanislav Medvedenko.
8/23/00	Signed free agent Andy Panko.
8/25/00	Signed free agent Isaiah Rider.
9/20/00	Traded Glen Rice & Travis Knight to New York in exchange for Horace Grant, Greg Foster, Chuck Person & Emanuel Davis from Seattle.
9/29/00	Waived Chuck Person.
10/2/00	Signed free agent Mike Penberthy.
10/6/00	Re-signed free agent Brian Shaw.
10/25/00	Waived Emanuel Davis.
10/29/00	Waived Andy Panko.
6/28/01	Traded Greg Foster to Milwaukee for Lindsey Hunter.

2001-02

7/20/01	Signed free agent Mitch Richmond.
7/20/01	Signed free agent Samaki Walker.
7/31/01	Signed free agent Peter Cornell.
8/9/01	Signed free agent Joe Crispin.
8/28/01	Signed free agent Isaac Fontaine.
9/21/01	Signed free agent Jelani McCoy.
9/21/01	Signed free agent Isaac Fontaine.
9/26/01	Signed free agent Dickey Simpkins.
9/27/01	Signed free agent Paul Shirley.
9/27/01	Signed free agent Dennis Scott.
10/16/01	Waived Paul Shirley & Dennis Scott.
10/23/01	Waived Peter Cornell.
10/25/01	Waived Isaac Fontaine & Dickey Simpkins.
10/31/01	Waived Brian Shaw.
11/4/01	Re-signed Brian Shaw.
11/10/01	Waived Mike Penberthy.
11/25/01	Waived Joe Crispin.

2002-03

7/26/02	Acquired Tracy Murray, the draft rights to Kareem Rush and a 2003 2nd round draft pick from Toronto in exchange for Lindsey Hunter, the draft rights to Chris Jeffries and a 2003 2nd round draft pick.
7/26/02	Signed free agent Brian Shaw.
7/26/02	Signed free agent Jannero Pargo.
8/14/02	Signed free agent A.J. Guyton.
8/23/02	Signed free agent Soumaila Samake
9/18/02	Signed free agent Guy Rucker.
9/19/02	Signed free agent Nick Sheppard.
9/20/02	Signed free agent Jefferson Sobral.
10/9/02	Waived Nick Sheppard.
10/17/02	Waived Jefferson Sobral.
10/24/02	Waived A.J. Guyton.
10/27/02	Waived Guy Rucker.
12/6/02	Waived Soumaila Samake.

2003-04

7/6/03	Signed 1st round draft-pick Brian Cook.
7/8/03	Signed 2nd round draft-pick Luke Walton.
7/16/03	Signed free agents Karl Malone & Gary Payton.
7/24/03	Signed Jamal Sampson.
7/28/03	Signed free agent Horace Grant.
8/13/03	Signed free agents Ime Udoka & Maurice Carter.
8/14/03	Signed free agent Koko Archibong.
8/15/03	Signed free agent Eric Chenowith.
8/19/03	Signed free agent Stephane Pelle.
10/1/03	Signed free agent Bryon Russell.
10/14/03	Waived Koko Archibong & Maurice Carter.
10/23/03	Waived Eric Chenowith, Stephane Pelle & Ime Udoka.
1/7/04	Waived Jannero Pargo.
1/14/04	Signed free agent Ime Udoka to a 10-day contract.
1/30/04	Signed free agent Maurice Carter to a 10-day contract.
2/9/04	Signed Maurice Carter to a second 10-day contract.

2004-05

7/10/04	Hired head coach Rudy Tomjanovich.
7/14/04	Acquired Lamar Odom, Brian Grant, Caron Butler, a 2006 1st round draft pick and a 2007 2nd round draft pick from Miami in exchange for Shaquille O'Neal.
7/15/04	Re-signed Kobe Bryant.
7/20/04	Signed 1st round draft pick Sasha Vujacic.
7/20/04	Signed free agent Vlade Divac.
8/2/04	Re-signed Stanislav Medvedenko.
8/6/04	Acquired Chris Mihm, Chucky Atkins & Jumaîne Jones from Boston in exchange for Gary Payton, Rick Fox and a 2006 1st round draft pick. (trade was amended 8/13/04).
8/6/04	Signed free agent Tony Bobbitt.
8/24/04	Signed free agent Nate Johnson.
9/29/04	Signed free agent Neil Yanke.
10/4/04	Signed free agents Tierre Brown & Jerry Dupree.
10/6/04	Signed free agent Ike Nwankwo.
10/23/04	Waived Jerry Dupree & Neil Yanke.
10/27/04	Waived Nate Johnson & Ike Nwankwo.
11/1/04	Waived Tony Bobbitt.
12/6/04	Traded Kareem Rush to Charlotte for a 2005 2nd round draft pick and a 2009 2nd round draft pick.
12/6/04	Signed free agent Tony Bobbitt.
2/2/05	Named Frank Hamblen head coach after Rudy Tomjanovich steps down.

2005-06

6/14/05	Hired head coach Phil Jackson.
7/6/05	Signed 1st round draft pick Andrew Bynum.
8/1/05	Signed 2nd round draft pick Von Wafer.
8/2/05	Acquired Kwame Brown & Laron Profit from Washington for Caron Butler & Chucky Atkins.
8/2/05	Signed free agent William "Smush" Parker.
8/8/05	Re-signed Luke Walton.
8/10/05	Waived designated amnesty player Brian Grant.
8/26/05	Signed free agent Aaron McKie.
9/6/05	Signed free agent Devin Green.
9/19/05	Signed free agent Will Conroy.
10/3/05	Signed free agent Corie Blount.
10/6/05	Waived Vlade Divac.
10/6/05	Signed free agent Adam Parada.
10/18/05	Waived Will Conroy.
10/26/05	Traded Jumaîne Jones to Charlotte in exchange for a 2007 2nd round draft pick.
10/27/05	Waived Tony Bobbitt & Adam Parada
10/31/05	Exercised 4th year option on Brian Cook.
10/31/05	Waived Corie Blount.
1/17/06	Signed 2nd round draft pick Ronny Turiaf.
1/17/06	Waived Laron Profit.
3/6/06	Signed free agent Jim Jackson.
3/6/06	Waived Stanislav Medvedenko.

ALL-TIME TRANSACTIONS

2006-07

6/28/06	Acquired draft rights to J.R.Pinnock from Dallas for a 2007 2nd round draft pick acquired from Miami.
6/28/06	Acquired Maurice Evans from Detroit for draft rights to 2nd round selection Cheick Samb.
7/5/06	Signed 1st round draft pick Jordan Farmar.
7/12/06	Signed free agent Vladimir Radmanovic.
7/12/06	Signed free agent Shammond Williams.
9/6/06	Signed J.R. Pinnock.
9/25/06	Re-signed Devin Green.
10/2/06	Signed Mamadou N'Diaye.
10/2/06	Signed Marcus Douthit.
10/12/06	Waived Marcus Douthit & Mamadou N'Diaye.
10/26/06	Waived J.R. Pinnock & Von Wafer.
10/27/06	Exercised 3rd year option on Andrew Bynum.
10/27/06	Exercised 4th year option on Sasha Vujacic.
10/30/06	Waived Devin Green.
10/31/06	Signed Brian Cook to multi-year contract extension.

D-League Transactions

Assigned Jordan Farmar (3/31, 4/2, 4/12).
Recalled Jordan Farmar (4/1, 4/3, 4/12).

2007-08

7/3/07	Signed 1st round draft pick Javaris Crittenton.
7/12/07	Re-signed Luke Walton.
7/19/07	Re-signed Chris Mihm.
7/20/07	Signed free agent guard Derek Fisher.
7/30/07	Signed free agent guard Coby Karl.
8/22/07	Signed free agent center Larry Turner.
9/17/07	Signed free agent forward Elton Brown.
10/1/07	Signed free agent forward Andre Patterson.
10/23/07	Waived Elton Brown, Andre Patterson & Larry Turner.
10/29/07	Exercised 3rd year option on Jordan Farmar.
10/29/07	Exercised 4th year option on Andrew Bynum.
11/20/07	Acquired Trevor Ariza from Orlando in exchange for Brian Cook & Maurice Evans.
12/12/07	Signed Phil Jackson to contract extension.
1/21/08	Signed free agent DJ Mbenga to 10-day contract.
2/1/08	Signed free agent Aaron McKie.
2/1/08	Acquired Pau Gasol and a 2010 2nd round draft pick from Memphis in exchange for Kwame Brown, Javaris Crittenton, Aaron McKie, the draft rights to Marc Gasol and 1st round draft picks in 2008 & 2010.
2/1/08	Signed DJ Mbenga to 2nd 10-day contract.
2/11/08	Signed DJ Mbenga for remainder of season.
3/21/08	Signed free agent Ira Newble to 10-day contract.
4/1/08	Signed Ira Newble for remainder of season.

D-League Transactions

Assigned Coby Karl (11/28, 2/14, 4/5).
Recalled Coby Karl (12/24, 2/19).

2008-09

7/28/08	Re-signed Sasha Vujacic.
8/1/08	Signed free agent Dwayne Mitchell.
8/14/08	Signed free agent Josh Powell.
8/25/08	Signed 2007 2nd round draft pick Sun Yue.
8/27/08	Signed 2nd round draft pick Joe Crawford.
9/10/08	Signed free agent Brandon Heath.
9/12/08	Signed free agent C.J. Giles.
9/24/08	Re-signed DJ Mbenga.
10/8/08	Waived Dwayne Mitchell.
10/20/08	Waived Brandon Heath.
10/22/08	Waived Joe Crawford & C.J. Giles.
10/27/08	Waived Coby Karl.
10/27/08	Exercised 4th year option on Jordan Farmar.
2/7/09	Acquired Adam Morrison & Shannon Brown from Charlotte in exchange for Vladimir Radmanovic.
2/18/09	Traded Chris Mihm to Memphis in exchange for conditional 2nd round pick in the 2013 NBA Draft.

D-League Transactions

Assigned Sun Yue (3/6, 3/19).
Recalled Sun Yue (3/16).

2009-10

6/25/09	Sent draft rights to Toney Douglas to New York in exchange for a 2011 2nd round draft pick & cash considerations.
6/25/09	Sent draft rights to Patricik Beverley to Miami in exchange for a 2011 2nd round draft pick & cash considerations.
7/7/09	Re-signed Shannon Brown.
7/7/09	Signed free agent Metta World Peace.
7/31/09	Re-signed Lamar Odom.
9/28/09	Signed free agents Michael Fey, Tony Gaffney, Mickael Gelabale & David Monds.
9/30/09	Signed free agent Thomas Kelati.
10/10/09	Waived Michael Fey, Mickael Gelabale & David Monds.
10/21/09	Waived Thomas Kelati.
10/24/09	Waived Tony Gaffney.
12/23/09	Signed Pau Gasol to a contract extension.
4/2/10	Signed Kobe Bryant to a contract extension.

2010-11

7/8/10	Signed free agent Steve Blake.
7/14/10	Re-signed Derek Fisher.
7/22/10	Signed free agent Theo Ratliff.
7/22/10	Signed free agent Matt Barnes.
8/11/10	Re-signed Shannon Brown.
8/12/10	Signed 2nd round draft pick Devin Ebanks.
8/13/10	Signed 2nd round draft pick Derrick Caracter.
9/24/10	Signed free agents Russell Hicks, Trey Johnson, Drew Naymick & Anthony Roberson.
9/30/10	Waived Russell Hicks & Anthony Roberson.
10/21/10	Waived Trey Johnson & Drew Naymick.
12/15/10	Acquired Joe Smith, Golden State's 2011 2nd round draft pick, Chicago's 2012 2nd round draft pick & the draft rights to Sergei Lishouk in exchange for Sasha Vujacic & a conditional 2011 1st round draft pick in a three-team trade with New Jersey & Houston.
4/13/11	Signed free agent Trey Johnson.

D-League Transactions

Assigned Devin Ebanks (12/17).
Recalled Devin Ebanks (1/9).
Assigned Derrick Caracter (3/29, 4/6).
Recalled Derrick Caracter (4/5, 4/13).

2011-12

12/9/11	Signed free agent Jason Kapono.
12/9/11	Signed 2nd round draft pick Darius Morris.
12/9/11	Signed 2nd round draft pick Andrew Goudelock.
12/9/11	Signed free agent Elijah Millsap.
12/9/11	Signed free agent Zach Andrews.
12/9/11	Signed free agent Chris Daniels.
12/11/11	Acquired Dallas' 2012 1st round draft pick and a trade exception in exchange for Lamar Odom and a 2012 2nd round draft pick.
12/13/11	Signed free agent Gerald Green.
12/13/11	Signed free agent Malcolm Thomas.
12/14/11	Signed free agent Josh McRoberts.
12/18/11	Signed free agent Troy Murphy.
12/22/11	Waived Zach Andrews, Chris Daniels, Gerald Green, Elijah Millsap & Malcolm Thomas.
2/7/12	Waived Derrick Caracter.
3/15/12	Acquired Ramon Sessions and Christian Eyenga from Cleveland in exchange for Luke Walton, Jason Kapono, the Lakers' 2012 1st Round (protected) draft pick and other considerations.
3/15/12	Acquired Jordan Hill from Houston for Derek Fisher and Dallas' protected 1st round selection in the 2012 NBA Draft.

D-League Transactions

Assigned Andrew Goudelock (12/17).
Recalled Andrew Goudelock (12/18).
Assigned Malcolm Thomas (12/17).
Recalled Malcolm Thomas (12/18).

2011-12 (CONT.)

Assigned Derrick Caracter (1/25).
Assigned Devin Ebanks (2/15).
Recalled Devin Ebanks (2/28).
Assigned Darius Morris (3/7).
Recalled Darius Morris (3/16).
Recalled Christian Eyenga (4/25).

2012-13

6/28/12 Acquired rights to Dallas' 2nd round draft pick Darius Johnson-Odom for cash considerations.
7/10/12 Acquired Steve Nash from Phoenix in exchange for 1st round draft picks in 2013 & 2015 and 2nd round draft picks in 2013 & 2014.
7/25/12 Signed free agent Antawn Jamison.
7/25/12 Re-signed Jordan Hill.
8/10/12 Acquired Dwight Howard, Chris Duhon & Earl Clark from Orlando in exchange for Josh McRoberts, Christian Eyenga, a protected 2017 1st round draft pick and a protected 2015 2nd round draft pick while sending Andrew Bynum to Philadelphia in a four-team trade (Denver, Philadelphia).
8/13/12 Signed free agent Jodie Meeks.
8/13/12 Re-signed Devin Ebanks.
9/5/12 Signed free agents Greg Somogyi & Reeves Nelson.
9/7/12 Signed 2nd round draft pick Robert Sacre.
9/17/12 Signed Darius Johnson-Odom.
9/27/12 Signed free agent Ronnie Aguilar.
10/1/12 Signed free agent Chris Douglas-Roberts.
10/20/12 Waived Ronnie Aguilar & Reeves Nelson.
10/22/12 Waived Chris Douglas-Roberts and Greg Somogyi.
10/27/12 Waived Andrew Goudelock.
1/7/13 Waived Darius Johnson-Odom.
4/14/13 Re-signed free agent Andrew Goudelock.

D-League Transactions

Assigned Darius Johnson-Odom (11/10, 11/17, 11/25).
Recalled Darius Johnson-Odom (11/11, 11/18).
Assigned Robert Sacre (11/27, 11/28, 1/5, 3/7, 3/9, 4/3).
Recalled Robert Sacre (11/27, 12/3, 1/7, 3/8, 3/9, 4/4).
Assigned Darius Morris (3/7, 3/9, 4/3).
Recalled Darius Morris (3/8, 3/9, 4/4).

2013-14

6/27/13 Selected Ryan Kelly with the 48th pick in the 2013 NBA Draft.
7/10/13 Re-signed Robert Sacre.
7/11/13 Signed free agent Nick Young.
7/12/13 Signed free agent Chris Kaman.
7/15/13 Signed free agent Wesley Johnson.
7/17/13 Signed free agent Jordan Farmar.
8/14/13 Signed free agent Elias Harris.
9/3/13 Signed free agent Shawne Williams.
9/5/13 Signed free agent Xavier Henry.
9/16/13 Signed free agent Marcus Landry.
9/20/13 Signed Ryan Kelly.
9/25/13 Signed free agents Eric Boateng and Darius Johnson-Odom.
9/27/13 Signed free agent Dan Gadzuric.
10/9/13 Waived Eric Boateng and Dan Gadzuric.
10/16/13 Waived Darius Johnson-Odom.
10/25/13 Waived Marcus Landry.
11/25/13 Signed Kobe Bryant to a contract extension.
11/29/13 Waived Elias Harris.
12/20/13 Signed free agent Kendall Marshall.
1/7/14 Waived Shawne Williams.
1/16/14 Signed Manny Harris to a 10-day contract.
1/26/14 Signed Manny Harris to a 10-day contract.
2/6/14 Signed Shawne Williams to a 10-day contract.
2/19/14 Acquired Kent Bazemore and MarShon Brooks from the Golden State Warriors in exchange for Steve Blake.

2013-14 (CONT.)

D-League Transactions

Assigned Elias Harris (11/14, 11/15, 11/17, 11/21, 11/23, 11/24).
Recalled Elias Harris (11/15, 11/16, 11/19, 11/21, 11/23).
Assigned Xavier Henry (2/27).
Recalled Xavier Henry (3/2).
Assigned Ryan Kelly (11/14, 11/15, 11/17, 11/21, 11/23, 11/24, 12/5).
Recalled Ryan Kelly (11/15, 11/16, 11/19, 11/21, 11/23, 12/2, 12/7)

2014-15

6/26/14 Selected Julius Randle with the 7th pick in the 2014 NBA Draft and acquired the draft rights to Jordan Clarkson (46th overall selection) from the Washington Wizards in exchange for cash considerations.
7/13/14 Acquired Jeremy Lin, a future first round draft pick, and a conditional 2015 second round draft pick from the Houston Rockets in exchange for the rights to Sergei Lishchuk.
7/17/14 Awarded Carlos Boozer on a partial waiver claim.
7/18/14 Waived Kendall Marshall.
7/21/14 Signed free agents Ryan Kelly and Nick Young.
7/23/14 Signed free agents Ed Davis and Jordan Hill.
7/25/14 Signed free agent Xavier Henry.
7/28/14 Signed free agent Wesley Johnson.
9/22/14 Signed free agent Wayne Ellington.
9/23/14 Signed free agents Keith Appling, Jabari Brown, Roscoe Smith, and Jeremy Tyler.
9/24/14 Signed free agent Ronnie Price.
10/20/14 Waived Keith Appling and Jeremy Tyler.
10/25/14 Waived Jabari Brown and Roscoe Smith.
12/28/14 Waived Xavier Henry.
Awarded Tarik Black on a waiver claim.
3/10/15 Signed Jabari Brown to a 10-day contract.
3/21/15 Signed Jabari Brown to a second 10-day contract.
4/1/15 Signed Jabari Brown to a multi-year contract.
Waived Steve Nash.
4/3/15 Signed Dwight Buycks to a 10-day contract.
4/13/15 Signed Vander Blue for the remainder of the season.

D-League Transactions

Assigned Jordan Clarkson (11/15, 11/22, 12/6, 12/18, 1/3).
Recalled Jordan Clarkson (11/15, 11/22, 12/7, 12/18, 1/3).
Assigned Xavier Henry (11/15, 11/22).
Recalled Xavier Henry (11/15, 11/22).
Assigned Tarik Black (1/3).
Recalled Tarik Black (1/3).
Assigned Ryan Kelly (1/30).
Recalled Ryan Kelly (1/30).

2015-16

6/25/15 Selected D'Angelo Russell with the 2nd pick, Larry Nance Jr. with the 27th pick, and Anthony Brown with the 34th pick in the 2015 NBA Draft.
7/9/15 Signed free agents Lou Williams and Brandon Bass.
Acquired Roy Hibbert from the Indiana Pacers in exchange for a future second round pick.
8/13/15 Signed free agent Jonathan Holmes.
8/25/15 Signed free agent Michael Frazier II.
9/9/15 Signed free agent Marcelo Huertas.
9/14/15 Signed free agent Robert Upshaw.
9/24/15 Signed free agent Metta World Peace.
10/20/15 Waived Michael Frazier II and Robert Upshaw.
10/23/15 Waived Jonathan Holmes.
10/26/15 Waived Jabari Brown.

D-League Transactions

Assigned Anthony Brown (11/17, 11/18, 11/19, 11/21, 11/26, 12/13, 12/20).
Recalled Anthony Brown (11/18, 11/19, 11/21, 11/22, 11/29, 12/13, 12/20).
Assigned Tarik Black (12/13, 12/17, 12/18, 1/2, 1/8, 1/30).
Recalled Tarik Black (12/13, 12/18, 12/23, 1/2, 1/11, 1/30).
Assigned Ryan Kelly (12/13, 12/17, 12/18, 1/2, 1/8).
Recalled Ryan Kelly (12/13, 12/18, 12/23, 1/2, 1/11).

ALL-TIME TRANSACTIONS

2016-17

- 6/23/16 Selected Brandon Ingram with the 2nd pick and Ivica Zubac with the 32nd pick in the 2016 NBA Draft.
- 7/7/16 Signed free agents Jordan Clarkson and Luol Deng. Acquired Jose Calderon and two second round draft picks from the Chicago Bulls in exchange for the draft rights to Ater Majok.
- 7/8/16 Signed free agent Timofey Mozgov.
- 8/5/16 Signed free agent Marcelo Huertas.
- 8/22/16 Signed free agent Yi Jianlian.
- 8/24/16 Signed free agent Tarik Black.
- 8/29/16 Signed free agent Zach Auguste.
- 9/1/16 Signed free agents Julian Jacobs and Travis Wear.
- 9/21/16 Signed free agent Thomas Robinson.
- 9/23/16 Signed free agent Metta World Peace.
- 10/12/16 Waived Zach Auguste, Julian Jacobs and Travis Wear.
- 10/24/16 Waived Anthony Brown and Yi Jianlian.
- 2/23/17 Acquired Corey Brewer and a 2017 first round draft pick from the Houston Rockets in exchange for Lou Williams.
- 2/27/17 Waived Jose Calderon.
- 2/28/17 Signed David Nwaba to a 10-day contract.
- 3/11/17 Re-signed David Nwaba to a second 10-day contract.
- 3/21/17 Signed David Nwaba to a multi-year deal.

D-League Transactions

- Assigned Ivica Zubac (11/16, 11/22, 12/8, 12/10, 12/28, 12/30, 1/4/, 1/6, 1/13, 1/14, 3/10).
- Recalled Ivica Zubac (11/18, 12/5, 12/9, 12/11, 12/29, 12/30, 1/6, 1/7, 1/13, 1/15, 3/11).
- Assigned David Nwaba (3/4, 3/11, 4/6, 4/8, 4/10).
- Recalled David Nwaba (3/5, 3/11, 4/7, 4/9, 4/11).

2017-18

- 6/22/17 Selected Lonzo Ball with the 2nd pick in the 2017 NBA Draft. Acquired Brook Lopez and Kyle Kuzma (27th overall pick) from the Brooklyn Nets in exchange for D'Angelo Russell and Timofey Mozgov. Acquired Josh Hart (30th overall pick) and Thomas Bryant (42nd overall pick) from the Utah Jazz in exchange for Tony Bradley (28th overall pick).
- 7/13/17 Signed Kentavious Caldwell-Pope. Signed Alex Caruso to a two-way contract.
- 7/26/17 Re-signed Tyler Ennis.
- 8/5/17 Signed Vander Blue.
- 8/9/17 Signed Stephen Zimmerman.
- 8/11/17 Signed V.J. Beachem.
- 8/14/17 Signed Briante Weber.
- 9/19/17 Signed Andrew Bogut.
- 10/9/17 Waived V.J. Beachem and Stephen Zimmerman.
- 10/12/17 Signed Travis Wear.
- 10/14/17 Waived Vander Blue, Travis Wear and Briante Weber.
- 10/18/17 Signed Vander Blue to a two-way contract.
- 1/6/18 Waived Andrew Bogut.
- 1/12/18 Waived Vander Blue.
- 1/15/8 Signed Gary Payton II to a two-way contract.
- 1/19/18 Signed Nigel Hayes to a 10-day contract.
- 2/8/18 Acquired Channing Frye, Isaiah Thomas and a protected first round draft pick from the Cleveland Cavaliers in exchange for Jordan Clarkson and Larry Nance Jr.
- 2/28/18 Waived Corey Brewer.
- 3/2/18 Signed Travis Wear to a 10-day contract.
- 3/9/18 Signed Derrick Williams to a 10-day contract.
- 3/13/18 Re-signed Travis Wear to a second 10-day contract.
- 3/23/18 Signed Travis Wear for the remainder of season.
- 4/9/18 Signed Andre Ingram for remainder of season.

2017-18 (CONT.)

G League Transactions

- Assigned Thomas Bryant (10/25, 10/26, 10/28, 11/1, 11/6, 11/21, 11/22, 12/4, 12/28, 12/30, 1/8, 1/25, 2/5, 2/9, 2/22, 2/24, 3/8, 3/14, 3/17, 3/23, 3/27, 3/29).
- Recalled Bryant (10/25, 10/30, 11/5, 11/14, 11/21, 11/28, 12/16, 12/29, 1/7, 1/20, 1/30, 2/8, 2/12, 2/23, 2/28, 3/12, 3/16, 3/21, 3/25, 3/28, 4/6).
- Assigned Josh Hart (11/14).
- Recalled Josh Hart (11/19).
- Assigned Ivica Zubac (11/14, 12/2, 12/16, 12/28, 12/30, 1/25, 3/23)
- Recalled Ivica Zubac (11/19, 12/3, 12/23, 12/29, 12/30, 2/6, 3/23)
- Assigned Travis Wear (3/29, 4/2, 4/5)
- Recalled Wear (4/1, 4/3, 4/6)

2018-19

- 6/21/18 Selected Moritz Wagner with the 25th pick and Sviatoslav Mykhailiuk with the 47th pick in the 2018 NBA Draft.
- 6/28/18 Waived Tyler Ennis.
- 6/30/18 Waived Thomas Bryant.
- 7/1/18 Signed Malik Newman to a two-way contract.
- 7/6/18 Signed Rajon Rondo. Re-signed Kentavious Caldwell-Pope. Acquired Isaac Bonga from the Philadelphia 76ers exchange for a 2019 second round draft pick and cash considerations.
- 7/9/18 Signed LeBron James.
- 7/10/18 Signed JaVale McGee and Lance Stephenson.
- 7/18/18 Signed Joel Berry II.
- 7/19/18 Signed Jeffrey Carroll. Waived Malik Newman.
- 7/21/18 Signed Johnathan Williams.
- 7/23/18 Signed Michael Beasley.
- 7/24/18 Signed Travis Wear to a two-way contract.
- 10/8/18 Waived Joel Berry II and Jeffrey Carroll.
- 10/12/18 Signed Scott Machado.
- 10/13/18 Waived Scott Machado and Johnathan Williams.
- 10/16/18 Exercised team options on Lonzo Ball, Josh Hart, Brandon Ingram and Kyle Kuzma.
- 10/19/18 Waived Travis Wea. Signed Johnathan Williams to a two-way contract.
- 11/6/18 Signed Tyson Chandler.
- 2/6/19 Acquired Reggie Bullock from the Detroit Pistons in exchange for Sviatoslav Mykhailiuk and a future second round draft pick.
- 2/7/19 Acquired Mike Muscala from the LA Clippers in exchange for Michael Beasley and Ivica Zubac.
- 3/11/19 Signed Andre Ingram to a 10-day contract.
- 3/21/19 Signed Scott Machado to a 10-day contract.
- 3/31/19 Signed Jemerrio Jones.

G League Transactions

- Assigned Isaac Bonga (10/22, 12/19, 12/29, 1/9, 1/20, 1/22, 1/28, 1/30, 2/5, 2/19, 3/1)
- Recalled Isaac Bonga (12/6, 12/27, 12/29, 1/3, 1/19, 1/21, 1/28, 1/30, 1/30, 2/19, 3/1, 3/4)
- Assigned Moritz Wagner (10/26, 10/30, 11/1, 11/11, 11/12, 11/28, 12/29, 1/3, 1/12)
- Recalled Moritz Wagner (10/30, 10/30, 11/3, 11/11, 11/12, 11/28, 12/29, 1/3, 1/12)
- Assigned Sviatoslav Mykhailiuk (11/11, 11/12, 11/29, 12/29, 1/3, 1/12)
- Recalled Sviatoslav Mykhailiuk (11/11, 11/12, 11/28, 12/29, 1/3, 1/12)
- Assigned Rajon Rondo (12/17)
- Recalled Rajon Rondo (12/18)
- Assigned Brandon Ingram (12/18)
- Recalled Branon Ingram (12/18)

2019-20

6/21/19	Acquired the rights to Talen Horton-Tucker from the Orlando Magic in exchange for a 2020 second round draft pick and cash considerations.
7/1/19	Signed Zach Norvell Jr. to a two-way contract
7/6/19	Signed Quinn Cook, DeMarcus Cousins and Danny Green. Re-signed Kentavious Caldwell-Pope. Acquired Anthony Davis from the New Orleans Pelicans in exchange for Lonzo Ball, Josh Hart, Brandon Ingram, the draft rights to DeAndre Hunter, two first round draft picks, a first round pick swap and cash considerations, while sending Isaac Bonga, Jemerrio Jones, Moritz Wagner and a future second round draft pick to the Washington Wizards.
7/7/19	Signed Troy Daniels and Jared Dudley. Re-signed Alex Caruso.
7/8/19	Signed Avery Bradley. Re-signed Rajon Rondo.
7/9/19	Signed Devontae Cacok and Aric Holman.
7/13/19	Signed Talen Horton-Tucker.
7/20/19	Signed Jordan Caroline.
7/22/19	Claimed two-way player Kostas Antetokounmpo off waivers.
8/13/19	Signed Demetrius Jackson.
8/26/19	Signed Dwight Howard. Waived Aric Holman.
10/4/19	Signed David Stockton. Waived Jordan Caroline.
10/15/19	Signed Reggie Hearn. Waived David Stockton.
10/17/19	Signed Marcus Allen. Waived Reggie Hearn. Exercised team option for 2020-21 season on Kyle Kuzma.
10/19/19	Waived Marcus Allen.
10/21/19	Waived Devontae Cacok and Demetrius Jackson.
12/11/19	Waived Zach Norvell Jr. Signed Devontae Cacok to a two-way contract.
2/23/20	Waived DeMarcus Cousins. Signed Markieff Morris.
3/1/20	Waived Troy Daniels.
3/6/20	Signed Dion Waiters.
7/1/20	Signed JR Smith.

G League Transactions

Assigned Talen Horton-Tucker (10/29, 10/30, 11/9, 11/11, 12/13, 12/26, 1/7, 2/18, 3/5).
Recalled Talen Horton-Tucker (10/29, 11/8, 11/9, 12/7, 12/21, 1/6, 2/13, 3/4, 3/16).
Assigned Kyle Kuzma (10/30).
Recalled Kyle Kuzma (10/30)

2020-21

11/18/20	Selected Jaden McDaniels with the 28th overall selection in the 2020 NBA Draft
	Acquired Dennis Schröder from the Oklahoma City Thunder in exchange for Danny Green and the draft rights to Jaden McDaniels
11/19/20	Waived Quinn Cook
11/22/20	Signed Wesley Matthews and Montrezl Harrell. Re-signed Kentavious Caldwell-Pope
11/23/20	Re-signed Markieff Morris
	Acquired Jordan Bell and Alfonzo McKinnie from the Cleveland Cavaliers in exchange for JaVale McGee and a future second round pick
11/24/20	Signed Marc Gasol
	Waived Jordan Bell
11/26/20	Re-signed Kostas Antetokounmpo to a two-way contract
12/1/20	Re-signed Jared Dudley
12/3/20	Re-signed Anthony Davis and LeBron James
12/4/20	Re-signed Quinn Cook
2/24/21	Waived Quinn Cook
2/26/21	Signed Damian Jones to a 10-day contract
3/11/21	Re-signed Damian Jones to a second 10-day contract
3/28/21	Signed Andre Drummond
4/6/21	Signed Ben McLemore

2021-22

7/29/21	Selected Isaiah Jackson with the 22nd overall pick in the 2021 NBA Draft
8/3/21	Signed Joel Ayayi and Austin Reaves to two-way contracts
8/4/21	Waived Alfonso McKinnie
8/5/21	Acquired Russell Westbrook as part of a five-team trade
	Signed Carmelo Anthony, Trevor Ariza, Kent Bazemore, Wayne Ellington, Dwight Howard, Malik Monk and Kendrick Nunn
	Re-signed Talen Horton-Tucker
8/10/21	Signed Chaundee Brown Jr. and Mac McClung
8/31/21	Signed Rajon Rondo
9/9/21	Signed DeAndre Jordan
9/27/21	Signed Austin Reaves to a standard NBA contract
9/29/21	Signed Cameron Oliver and Trevelin Queen
10/12/21	Signed Sekou Doumbouya to a two-way contract
10/13/21	Waived Mac McClung
	Signed Frank Mason III
10/14/21	Waived Frank Mason III
10/15/21	Waived Joel Ayayi, Chaundee Brown Jr., Cameron Oliver and Trevelin Queen
10/18/21	Signed Jay Huff to a two-way contract
	Awarded Avery Bradley on a waiver claim
11/16/21	Waived Sekou Doumbouya
	Signed Chaundee Brown Jr. to a two-way contract
12/17/21	Signed Isaiah Thomas to a 10-day contract
12/21/21	Waived Chaundee Brown Jr.
	Signed Mason Jones to a two-way contract
	Signed Jemerrio Jones to a 10-day contract
12/24/21	Signed Darren Collison and Stanley Johnson to 10-day contracts
1/3/22	Acquired the draft rights to Louis Labeyrie from the New York Knicks as part of a three-team trade
1/6/22	Signed Stanley Johnson to a 10-day contract
1/12/22	Waived Jay Huff
	Signed Sekou Doumbouya to a two-way contract
1/17/22	Re-signed Stanley Johnson to a 10-day contract
1/27/22	Signed Stanley Johnson
3/1/22	Waived Sekou Doumbouya and DeAndre Jordan
	Signed D.J. Augustin
	Signed Wenyten Gabriel to a two-way contract
4/7/22	Waived Trevor Ariza
4/8/22	Signed Wenyten Gabriel to a standard NBA contract
4/9/22	Signed Mac McClung to a two-way contract

G League Transactions

Assigned Wayne Ellington (11/1)
Recalled Wayne Ellington (11/1)
Assigned Trevor Ariza (12/13)
Recalled Trevor Ariza (12/13)
Assigned Kent Bazemore (12/13)
Recalled Kent Bazemore (12/13)
Assigned Rajon Rondo (12/13)
Recalled Rajon Rondo (12/13)

MANAGEMENT HISTORY

1948-54

President: Ben Berger
Vice President: Morris Chalfen
General Manager: Max Winter
Head Coach: John Kundla

1954-55

President: Ben Berger
Vice President: Morris Chalfen
General Manager: George Mikan
Head Coach: John Kundla

1955-56

President: Ben Berger
Executive VP & GM: George Mikan
Vice President: Morris Chalfen
Head Coach: John Kundla
Assistant Coach: Dave MacMillan

1956-57

President: Ben Berger
Vice President: Morris Chalfen
General Manager: George Mikan
Head Coach: John Kundla
Assistant Coach: Dave MacMillan

1957-58

President: Robert Short
Vice Presidents: David Babcock
Odd Moe
John Scheefe
General Manager: John Kundla
Head Coach: George Mikan
John Kundla

1958-59

President: Robert Short
Vice Presidents: David Babcock
Odd Moe
John Scheefe
Head Coach: John Kundla

1959-60

President: Robert Short
Vice Presidents: David Babcock
Odd Moe
John Scheefe
Head Coach: John Castellani
Jim Pollard

1960-65

President: Robert Short
General Manager: Louis Mohs
Head Coach: Fred Schaus

1965-66

President: Jack Kent Cooke
General Manager: Louis Mohs
Head Coach: Fred Schaus

1966-67

President: Jack Kent Cooke
VP & General Manager: Louis Mohs
Head Coach: Fred Schaus

1967-69

President: Jack Kent Cooke
General Manager: Fred Schaus
Head Coach: Bill van Breda Kolff

1969-70

President: Jack Kent Cooke
General Manager: Fred Schaus
Head Coach: Joseph A. Mullaney

1970-71

Chairman / President: Jack Kent Cooke
VP & General Manager: Fred Schaus
Head Coach: Joseph A. Mullaney

1971-72

Chairman / President: Jack Kent Cooke
VP & General Manager: Fred Schaus
Head Coach: Bill Sharman
Dir. of Player Personnel/: K.C. Jones
Assistant Coach

1972-75

Chairman / President: Jack Kent Cooke
General Manager: Pete Newell
Assistant GM: Chick Hearn
Head Coach: Bill Sharman
Assistant Coach: John Barnhill

1975-76

Chairman / President: Jack Kent Cooke
General Manager: Pete Newell
Assistant GM: Chick Hearn
Head Coach: Bill Sharman
Assistant Coach: Larry Creger

1976-79

Chairman / President: Jack Kent Cooke
General Manager: Bill Sharman
Assistant GM: Chick Hearn
Head Coach: Jerry West
Assistant Coaches: Stan Albeck
Jack McCloskey

1979-80

Chairman of the Board: Dr. Jerry Buss
General Manager: Bill Sharman
Special Consultant: Jerry West
Assistant GM: Chick Hearn
Head Coach: Jack McKinney
Paul Westhead
Assistant Coaches: Paul Westhead
Pat Riley

1980-81

Owner: Dr. Jerry Buss
General Manager: Bill Sharman
Special Consultant: Jerry West
Assistant GM: Chick Hearn
Head Coach: Paul Westhead
Pat Riley
Assistant Coaches: Mike Thibault

1981-82

Owner: Dr. Jerry Buss
General Manager: Bill Sharman
Special Consultant: Jerry West
Assistant GM: Chick Hearn
Head Coach: Paul Westhead
Pat Riley
Pat Riley
Mike Thibault
Bill Bertka

Assistant Coaches:

1982-85

Owner: Dr. Jerry Buss
President: Bill Sharman
General Manager: Jerry West
Assistant GM: Chick Hearn
Head Coach: Pat Riley
Assistant Coaches: Bill Bertka
Dave Wohl

1985-86

Owner: Dr. Jerry Buss
President: Bill Sharman
General Manager: Jerry West
Assistant GM: Chick Hearn
Head Coach: Pat Riley
Assistant Coaches: Bill Bertka
Randy Pfund

1986-87

Owner: Dr. Jerry Buss
President: Bill Sharman
General Manager: Jerry West
Assistant GM: Chick Hearn
Head Coach: Mitch Kupchak
Pat Riley
Assistant Coaches: Bill Bertka
Randy Pfund

1987-88

Owner: Dr. Jerry Buss
President: Bill Sharman
General Manager: Jerry West
Assistant GM: Mitch Kupchak
Head Coach: Pat Riley
Assistant Coaches: Bill Bertka
Randy Pfund

1988-89

Owner: Dr. Jerry Buss
General Manager: Jerry West
Assistant GM: Mitch Kupchak
Head Coach: Pat Riley
Assistant Coaches: Bill Bertka
Randy Pfund

1989-90

Owner: Dr. Jerry Buss
General Manager: Jerry West
Assistant GM: Mitch Kupchak
Head Coach: Pat Riley
Assistant Coaches: Bill Bertka
Jim Eyer
Randy Pfund

1990-1992

Owner: Dr. Jerry Buss
General Manager: Jerry West
Assistant GM: Mitch Kupchak
Head Coach: Mike Dunleavy
Assistant Coaches: Bill Bertka
Jim Eyer
Randy Pfund

1992-93

Owner / Governor: Dr. Jerry Buss
General Manager: Jerry West
Assistant GM: Mitch Kupchak
Head Coach: Randy Pfund
Assistant Coaches: Bill Bertka
Larry Drew
Chet Kammerer

1993-94

Owner / Governor: Dr. Jerry Buss
General Manager: Jerry West
Assistant GM: Mitch Kupchak
Head Coach: Randy Pfund
Bill Bertka
Earvin Johnson
Assistant Coaches: Bill Bertka
Larry Drew
Chet Kammerer
Michael Cooper

1994-96

Owner / Governor: Dr. Jerry Buss
Exec. VP / Basketball Ops: Jerry West
General Manager: Mitch Kupchak
Head Coach: Del Harris
Assistant Coaches: Bill Bertka
Michael Cooper
Larry Drew
Kurt Rambis
Special Asst. Coach:

1996-98

Owner / Governor: Dr. Jerry Buss
Exec. VP / Basketball Ops: Jerry West
General Manager: Mitch Kupchak
Head Coach: Del Harris
Assistant Coaches: Bill Bertka
Larry Drew
Kurt Rambis

1998-99

Owner / Governor: Dr. Jerry Buss
Exec. VP / Basketball Ops: Jerry West
General Manager: Mitch Kupchak
Assistant GM: Jim Buss
Head Coach: Del Harris
Bill Bertka
Kurt Rambis
Assistant Coaches: Bill Bertka
Larry Drew
Kurt Rambis
Dave Wohl

1999-2000

Owner / Governor: Dr. Jerry Buss
Exec. VP / Basketball Ops: Jerry West
General Manager: Mitch Kupchak
Assistant GM: Jim Buss
Head Coach: Phil Jackson
Assistant Coaches: Bill Bertka
Jim Clemons
Frank Hamblen
Tex Winter

2000-01

Owner / Governor: Dr. Jerry Buss
General Manager: Mitch Kupchak
Assistant GM: Jim Buss
Kurt Rambis
Phil Jackson
Head Coach: Bill Bertka
Assistant Coaches: Jim Clemons
Frank Hamblen
Tex Winter

2001-04

Owner / Governor: Dr. Jerry Buss
General Manager: Mitch Kupchak
Assistant GM: Jim Buss
Ronnie Lester
Head Coach: Phil Jackson
Assistant Coaches: Jim Clemons
Frank Hamblen
Kurt Rambis
Tex Winter

2004-05

Owner / President / Governor / Director: Dr. Jerry Buss
General Manager: Mitch Kupchak
Assistant GM: Jim Buss
Ronnie Lester
Head Coach: Rudy Tomjanovich
Assistant Coaches: Frank Hamblen
Chris Bodaken
Frank Hamblen
Melvin Hunt
Larry Smith
Mike Wells
Kurt Rambis
Brian Shaw

2005-06

Owner / President / Governor / Director: Dr. Jerry Buss
General Manager: Mitch Kupchak
VP / Player Personnel: Jim Buss
Assistant GM: Ronnie Lester
Head Coach: Phil Jackson
Assistant Coaches: Frank Hamblen
Kurt Rambis
Brian Shaw
Special Asst. Coaches: K. Abdul-Jabbar
Craig Hodges

2006-09

Owner / President / Governor / Director: Dr. Jerry Buss
General Manager: Mitch Kupchak
VP / Player Personnel: Jim Buss
Assistant GM: Ronnie Lester
Head Coach: Phil Jackson
Assistant Coaches: Jim Clemons
Frank Hamblen
Kurt Rambis
Brian Shaw
Special Asst. Coaches: K. Abdul-Jabbar
Craig Hodges

2009-10

Owner / President / Governor / Director: Dr. Jerry Buss
General Manager: Mitch Kupchak
EVP / Player Personnel: Jim Buss
Assistant GM: Ronnie Lester
Head Coach: Phil Jackson
Assistant Coaches: Jim Clemons
Frank Hamblen
Brian Shaw
Special Asst. Coaches: K. Abdul-Jabbar
Craig Hodges

2010-11

Owner / President / Governor / Director: Dr. Jerry Buss
General Manager: Mitch Kupchak
EVP / Player Personnel: Jim Buss
Assistant GM: Ronnie Lester
Head Coach: Phil Jackson
Assistant Coaches: Jim Clemons
Frank Hamblen
Chuck Person
Brian Shaw
Special Asst. Coaches: K. Abdul-Jabbar
Craig Hodges

2011-12

Owner / President / Governor / Director: Dr. Jerry Buss
General Manager: Mitch Kupchak
EVP / Player Personnel: Jim Buss
Head Coach: Mike Brown
Assistant Coaches: Darwin Ham
John Kuester
Chuck Person
Quin Snyder
Coaching Consultant: Ettore Messina

2012-13

Owner / President / Governor / Director: Dr. Jerry Buss
General Manager: Mitch Kupchak
EVP / Player Personnel: Jim Buss
Assistant GM: Glenn Carraro
Head Coach: Mike Brown
Assistant Coaches: Mike D'Antoni
Bernie Bickerstaff
Steve Clifford
Dan D'Antoni
Darvin Ham
Eddie Jordan
Chuck Person

2013-14

President / Governor: Jeanie Buss
EVP / Basketball Ops: Jim Buss
General Manager: Mitch Kupchak
Assistant GM: Glenn Carraro
Head Coach: Mike D'Antoni
Assistant Coaches: Dan D'Antoni
Johnny Davis
Kurt Rambis

MANAGEMENT HISTORY

2014-16

President / Governor:	Jeanie Buss
EVP / Basketball Ops:	Jim Buss
General Manager:	Mitch Kupchak
Assistant GM:	Glenn Carraro
Head Coach:	Byron Scott
Assistant Coaches:	Paul Pressey Jim Eyen Mark Madsen

2016-17

President / Governor:	Jeanie Buss
EVP / Basketball Ops:	Jim Buss
General Manager:	Mitch Kupchak
Assistant GM:	Glenn Carraro
Head Coach:	Luke Walton
Associate Head Coach:	Brian Shaw
Assistant Coaches:	Jesse Mermuys Mark Madsen Brian Keefe

2017-18

CEO & Controlling Owner	Jeanie Buss
President, Basketball Ops:	Earvin Johnson
General Manager:	Rob Pelinka
Head Coach:	Luke Walton
Associate Head Coach:	Brian Shaw
Assistant Coaches:	Jesse Mermuys Brian Keefe Mark Madsen Jud Buechler Miles Simon

2018-19

CEO & Controlling Owner	Jeanie Buss
President, Basketball Ops:	Earvin Johnson
General Manager:	Rob Pelinka
Head Coach:	Luke Walton
Associate Head Coach:	Brian Shaw
Assistant Coaches:	Jesse Mermuys Brian Keefe Mark Madsen Miles Simon

2019-20

CEO & Controlling Owner	Jeanie Buss
VP, Basketball Ops & GM:	Rob Pelinka
Head Coach:	Frank Vogel
Assistant Coaches:	Jason Kidd Lionel Hollins Phil Handy Miles Simon Mike Penberthy Quinton Crawford

2020-21

CEO & Controlling Owner	Jeanie Buss
VP, Basketball Ops & GM:	Rob Pelinka
Head Coach:	Frank Vogel
Assistant Coaches:	Jason Kidd Lionel Hollins Phil Handy Miles Simon Mike Penberthy Quinton Crawford

2021-22

CEO & Controlling Owner	Jeanie Buss
VP, Basketball Ops & GM:	Rob Pelinka
Head Coach:	Frank Vogel
Assistant Coaches:	David Fizdale Phil Handy Mike Penberthy Miles Simon Quinton Crawford John Lucas III

ALL-TIME ROSTER WITH STATISTICS

KAREEM ABDUL-JABBAR - 7-2, 267 - UCLA

APRIL 16, 1947

REGULAR SEASON																			
G	MIN	FG	FGA	PCT	3P	3A	PCT	FT	FTA	PCT	OFF	DEF	TOT	AST	PF	DQ	STL	TO	BLK
1975-76	82	3379	914	1728	.529	-	-	-	447	636	.703	272	1111	1383	413	292	6	119	-
1976-77	82	3016	888	1533	.579	-	-	-	376	536	.701	266	824	1090	319	262	4	101	-
1977-78	62	2265	663	1205	.550	-	-	-	274	350	.783	186	615	801	269	182	1	103	208
1978-79	80	3157	773	1347	.577	-	-	-	349	474	.736	207	818	1025	431	230	3	76	282
1979-80	82	3143	835	1383	.604	0	1	.000	344	476	.765	190	696	886	371	216	2	81	297
1980-81	80	2976	836	1457	.574	0	1	.000	423	552	.766	197	624	821	272	244	4	59	249
1981-82	76	2677	753	1301	.579	0	3	.000	312	442	.706	172	487	659	225	224	0	63	230
1982-83	79	2554	722	1228	.588	0	2	.000	278	371	.749	167	425	592	200	220	1	61	200
1983-84	80	2622	716	1238	.578	0	1	.000	285	394	.723	169	418	587	211	211	1	55	221
1984-85	79	2630	723	1207	.599	0	1	.000	289	395	.732	162	460	622	249	238	3	63	197
1985-86	79	2629	755	1338	.564	0	2	.000	336	439	.765	133	345	478	280	248	2	67	203
1986-87	78	2441	560	993	.564	1	3	.333	245	343	.714	152	371	523	203	245	2	49	186
1987-88	80	2308	480	903	.532	0	1	.000	205	269	.762	118	360	478	135	216	1	48	159
1988-89	74	1695	313	659	.475	0	3	.000	122	165	.739	103	231	334	74	196	1	38	95
TOT	1093	37492	9935	17520	.567	1	18	.056	4305	5842	.737	2494	7785	10279	3652	3224	31	983	2527
																			2694
																			24176
																			22.1
																			-

PLAYOFFS																			
G	MIN	FG	FGA	PCT	3P	3A	PCT	FT	FTA	PCT	OFF	DEF	TOT	AST	PF	DQ	STL	TO	BLK
1976-77	11	467	147	242	.607	-	-	-	87	120	.725	51	144	195	45	-	-	19	-
1977-78	3	134	38	73	.521	-	-	-	5	9	.556	14	27	41	11	-	-	2	14
1978-79	8	367	88	152	.579	-	-	-	52	62	.839	19	83	101	38	-	-	8	29
1979-80	15	618	198	346	.572	0	0	.000	83	105	.790	51	130	181	46	-	-	17	55
1980-81	3	134	30	65	.462	0	0	.000	20	28	.714	13	37	50	12	-	-	3	11
1981-82	14	493	115	221	.520	0	0	.000	55	87	.632	33	86	119	51	-	-	14	41
1982-83	15	588	163	287	.568	0	1	.000	80	106	.755	25	90	115	42	-	-	17	50
1983-84	21	767	206	371	.555	0	0	.000	90	120	.750	56	117	173	79	-	-	23	45
1984-85	19	610	168	300	.560	0	0	.000	80	103	.777	50	104	154	76	-	-	23	52
1985-86	14	489	157	282	.557	0	0	.000	48	61	.787	26	57	83	49	-	-	15	42
1986-87	18	559	124	234	.530	0	1	.000	97	122	.795	39	84	123	36	-	-	8	40
1987-88	24	718	141	304	.464	0	2	.000	56	71	.789	49	82	131	36	-	-	15	46
1988-89	15	351	68	147	.463	0	0	.000	31	43	.721	13	46	59	19	-	-	5	22
TOT	180	6295	1643	3024	.543	0	4	.000	784	1037	.756	438	1087	1525	540	-	-	169	447
																			437
																			470
																			22.6
																			-

TOM ABERNETHY - 6-7, 220 - INDIANA

MAY 6, 1954

REGULAR SEASON																			
G	MIN	FG	FGA	PCT	3P	3A	PCT	FT	FTA	PCT	OFF	DEF	TOT	AST	PF	DQ	STL	TO	BLK
1976-77	70	1378	169	349	.498	-	-	-	101	134	.754	113	178	291	98	118	1	49	-
1977-78	73	1317	201	404	.498	-	-	-	91	111	.820	105	160	265	101	122	1	55	50
TOT	143	2695	370	753	.491	-	-	-	192	245	.784	218	338	556	199	240	2	104	50
																			32
																			932
																			6.5
																			-

GARY ALCONR - 6-9, 225 - FRESNO STATE

OCTOBER 8, 1936

REGULAR SEASON																			
G	MIN	FG	FGA	PCT	3P	3A	PCT	FT	FTA	PCT	OFF	DEF	TOT	AST	PF	DQ	STL	TO	BLK
1960-61	20	174	12	40	.300	-	-	-	7	8	.875	-	-	50	2	47	1	-	-
																			31
																			1.6
																			-

LUCIUS ALLEN - 6-2, 175 - UCLA

SEPTEMBER 26, 1947

REGULAR SEASON																			
G	MIN	FG	FGA	PCT	3P	3A	PCT	FT	FTA	PCT	OFF	DEF	TOT	AST	PF	DQ	STL	TO	BLK
1974-75	56	2011	443	1006	.440	-	-	-	207	269	.770	81	166	247	319	194	4	122	-
1975-76	76	2388	461	1004	.459	-	-	-	197	254	.776	64	150	214	357	241	2	101	-
1976-77	78	2482	472	1035	.456	-	-	-	195	252	.774	58	193	251	405	183	0	116	-
TOT	210	6881	1376	3045	.452	-	-	-	599	775	.773	203	509	712	1081	618	6	339	-
																			67
																			3351
																			15.9
																			-

PLAYOFFS																			
G	MIN	FG	FGA	PCT	3P	3A	PCT	FT	FTA	PCT	OFF	DEF	TOT	AST	PF	DQ	STL	TO	BLK
1976-77	7	186	32	82	.390	-	-	-	13	19	.684	7	25	32	24	18	-	11	-
																			3
																			77
																			11.0
																			-

CLIFFORD ANDERSON - 6-5, 200 - SAINT JOSEPH

SEPTEMBER 7, 1944

REGULAR SEASON																			
G	MIN	FG	FGA	PCT	3P	3A	PCT	FT	FTA	PCT	OFF	DEF	TOT	AST	PF	DQ	STL	TO	BLK
1967-68	18	94	7	29	.241	-	-	-	12	28	.429	-	11	17	18	1	-	-	26
1968-69	35	289	44	108	.407	-	-	-	47	82	.573	-	-	44	31	58	0	-	135
TOT	53	383	51	137	.372	-	-	-	59	110	.536	-	-	55	48	76	1	-	161
																			3.0
																			-

PLAYOFFS																			
G	MIN	FG	FGA	PCT	3P	3A	PCT	FT	FTA	PCT	OFF	DEF	TOT	AST	PF	DQ	STL	TO	BLK
1968-69	3	10	2	5	.400	-	-	-	0	0	---	-	-	1	0	-	-	-	4
																			1.3
																			-

KOSTAS ANTETOKOUNMPO - 6-10, 200 - DAYTON

NOVEMBER 20, 1997

REGULAR SEASON	
----------------	--

ALL-TIME ROSTER WITH STATISTICS

CARMELO ANTHONY - 6-8, 238 - SYRACUSEMAY 29, 1984

REGULAR SEASON																								
	G	MIN	FG	FGA	PCT	3P	3A	PCT	FT	FTA	PCT	OFF	DEF	TOT	AST	PF	DQ	STL	TO	BLK	PTS	AVG	HI	
2021-22	69	1793	319	723	.441	149	397	.375	132	159	.830	62	226	288	68	166	0	47	59	52	919	13.3	29	

TREVOR ARIZA - 6-8, 215 - UCLAJUNE 30, 1985

REGULAR SEASON																								
	G	MIN	FG	FGA	PCT	3P	3A	PCT	FT	FTA	PCT	OFF	DEF	TOT	AST	PF	DQ	STL	TO	BLK	PTS	AVG	HI	
2007-08	24	431	55	105	.524	5	15	.333	41	60	.683	25	59	84	36	36	0	26	18	8	156	6.5	15	
2008-09	82	1999	274	596	.460	61	191	.319	120	169	.710	111	261	352	145	166	1	137	87	24	729	8.9	26	
2021-22	24	462	33	99	.333	20	74	.270	10	18	.556	10	72	82	27	20	0	13	11	6	96	4.0	12	
TOT	130	2892	362	800	.453	86	280	.307	171	247	.692	146	372	518	208	222	1	176	116	38	981	7.5	-	
PLAYOFFS																								
	G	MIN	FG	FGA	PCT	3P	3A	PCT	FT	FTA	PCT	OFF	DEF	TOT	AST	PF	DQ	STL	TO	BLK	PTS	AVG	HI	
2007-08	8	45	7	12	.583	1	4	.250	2	4	.500	3	8	11	1	0	0	1	1	1	17	2.1	6	
2008-09	23	722	92	185	.497	40	84	.476	36	64	.563	22	75	97	54	73	0	36	38	10	260	11.3	21	
TOT	31	767	99	197	.503	41	88	.466	38	68	.559	25	83	108	55	73	0	37	39	11	277	8.9	-	

CHUCKY ATKINS - 5-11, 160 - SOUTH FLORIDA AUGUST 14, 1974

REGULAR SEASON																								
	G	MIN	FG	FGA	PCT	3P	3A	PCT	FT	FTA	PCT	OFF	DEF	TOT	AST	PF	DQ	STL	TO	BLK	PTS	AVG	HI	
2004-05	82	2903	388	910	.426	176	455	.387	163	203	.803	31	166	197	358	181	0	73	151	2	1115	13.6	30	

D.J. AUGUSTIN - 6-0, 183 - TEXASNOVEMBER 10, 1987

REGULAR SEASON																								
	G	MIN	FG	FGA	PCT	3P	3A	PCT	FT	FTA	PCT	OFF	DEF	TOT	AST	PF	DQ	STL	TO	BLK	PTS	AVG	HI	
2021-22	21	373	39	86	.453	29	68	.426	5	5	1.000	4	23	27	33	22	0	7	11	1	112	5.3	20	

LONZO BALL - 6-6, 190 - UCLAOCTOBER 27, 1997

REGULAR SEASON																								
	G	MIN	FG	FGA	PCT	3P	3A	PCT	FT	FTA	PCT	OFF	DEF	TOT	AST	PF	DQ	STL	TO	BLK	PTS	AVG	HI	
2017-18	52	1780	203	564	.360	90	295	.305	32	71	.451	69	291	360	376	117	0	88	136	43	528	10.2	29	
2018-19	47	1423	185	456	.406	75	228	.329	20	48	.417	54	197	251	255	114	2	69	103	19	465	9.9	23	
TOT	99	3203	388	1020	.380	165	523	.315	52	119	.437	123	488	611	631	231	2	157	239	62	993	10.0	-	

JIM BARNES - 6-8, 240 - UTEPAPRIL 14, 1941

REGULAR SEASON		G	MIN	FG	FGA	PCT	3P	3A	PCT	FT	FTA	PCT	OFF	DEF	TOT	AST	PF	DQ	STL	TO	BLK	PTS	AVG	HI
1966-67	80	1398	217	497	.437	-	-	-	128	187	.684	-	-	450	47	266	5	-	-	-	-	562	7.0	-
1967-68	42	713	101	235	.430	-	-	-	59	88	.670	-	-	211	27	134	4	-	-	-	-	261	6.2	-
TOT	122	2111	318	732	.434	-	-	-	187	275	.680	-	-	661	74	400	9	-	-	-	-	823	6.7	-
PLAYOFFS		G	MIN	FG	FGA	PCT	3P	3A	PCT	FT	FTA	PCT	OFF	DEF	TOT	AST	PF	DQ	STL	TO	BLK	PTS	AVG	HI
1966-67	3	50	7	19	.368	-	-	-	5	5	1.000	-	-	12	2	7	-	-	-	-	-	19	6.3	-

MATT BARNES - 6-7, 225 - UCLA MARCH 9, 1980

REGULAR SEASON																								
	G	MIN	FG	FGA	PCT	3P	3A	PCT	FT	FTA	PCT	OFF	DEF	TOT	AST	PF	DQ	STL	TO	BLK	PTS	AVG	HI	
2010-11	53	1020	131	279	.470	34	107	.318	60	77	.779	73	155	228	71	127	0	39	58	22	356	6.7	24	
2011-12	63	1440	175	387	.452	46	138	.333	95	128	.742	97	247	344	126	152	2	35	73	48	491	7.8	24	
TOT	116	2460	306	666	.459	80	245	.327	155	205	.756	170	402	572	197	279	2	74	131	70	847	7.3	-	
PLAYOFFS																								
	G	MIN	FG	FGA	PCT	3P	3A	PCT	FT	FTA	PCT	OFF	DEF	TOT	AST	PF	DQ	STL	TO	BLK	PTS	AVG	HI	
2010-11	10	131	15	38	.395	2	12	.167	4	7	.571	11	17	28	5	23	0	7	6	2	36	3.6	-	
2011-12	11	185	16	59	.271	5	31	.161	2	4	.500	9	27	36	16	29	0	10	15	5	39	3.5	-	
TOT	21	316	31	97	.320	7	43	.163	6	11	.545	20	44	64	21	52	0	17	21	7	75	3.6	-	

DICK BARNETT - 6-4, 190 - TENNESSE STATEOCTOBER 2, 1936

REGULAR SEASON		G	MIN	FG	FGA	PCT	3P	3A	PCT	FT	FTA	PCT	OFF	DEF	TOT	AST	PF	DQ	STL	TO	BLK	PTS	AVG	HI
1962-63	80	2544	547	1162	.471	-	-	-	343	421	.815	-	-	242	224	189	3	-	-	-	-	1437	18.0	-
1963-64	78	2620	541	1197	.452	-	-	-	351	454	.773	-	-	250	238	233	3	-	-	-	-	1433	18.4	-
1964-65	74	2026	375	908	.413	-	-	-	270	338	.799	-	-	200	159	209	1	-	-	-	-	1020	13.8	-
TOT	232	7190	1463	3267	.448	-	-	-	964	1213	.795	-	-	692	621	631	7	-	-	-	-	3890	16.8	-
PLAYOFFS		G	MIN	FG	FGA	PCT	3P	3A	PCT	FT	FTA	PCT	OFF	DEF	TOT	AST	PF	DQ	STL	TO	BLK	PTS	AVG	HI
1962-63	13	370	71	151	.470	-	-	-	77	97	.794	-	-	38	21	-	-	-	-	-	-	219	16.8	-
1963-64	5	154	21	52	.404	-	-	-	27	32	.844	-	-	8	17	-	-	-	-	-	-	69	13.8	-
1964-65	10	287	72	150	.480	-	-	-	31	39	.795	-	-	30	33	-	-	-	-	-	-	175	17.5	-
TOT	28	811	164	353	.465	-	-	-	135	168	.804	-	-	76	71	-	-	-	-	-	-	463	16.5	-

JON BARRY - 6-5, 210 - GEORGIA TECHJULY 25, 1969

REGULAR SEASON																								
	G	MIN	FG	FGA	PCT	3P	3A	PCT	FT	FTA	PCT	OFF	DEF	TOT	AST	PF	DQ	STL	TO	BLK	PTS	AVG	HI	
1997-98	49	374	38	104	.365	18	61	.295	27	29	.931	8	29	37	51	33	0	24	22	3	121	2.5	13	
PLAYOFFS																								
	G	MIN	FG	FGA	PCT	3P	3A	PCT	FT	FTA	PCT	OFF	DEF	TOT	AST	PF	DQ	STL	TO	BLK	PTS	AVG	HI	
1997-98	7	18	0	8	.000	0	5	.000	0	0	---	0	2	2	0	-	-	1	0	0	0	0.0	-	

ALL-TIME ROSTER WITH STATISTICS

BILLY RAY BATES - 6-4, 210 - KENTUCKY STATE

MAY 31, 1956

REGULAR SEASON

	G	MIN	FG	FGA	PCT	3P	3A	PCT	FT	FTA	PCT	OFF	DEF	TOT	AST	PF	DQ	STL	TO	BLK	PTS	AVG	HI
1982-83	4	27	2	16	.125	0	0	.000	1	2	.500	1	0	1	0	1	0	1	0	0	5	1.3	3

BRANDON BASS - 6-8, 250 - LSU

APRIL 30, 1985

REGULAR SEASON

	G	MIN	FG	FGA	PCT	3P	3A	PCT	FT	FTA	PCT	OFF	DEF	TOT	AST	PF	DQ	STL	TO	BLK	PTS	AVG	HI
2015-16	66	1342	174	317	.549	0	2	.000	125	148	.845	104	181	285	74	125	1	33	42	55	473	7.2	18

ELGIN BAYLOR - 6-5, 225 - SEATTLE

SEPTEMBER 16, 1934

REGULAR SEASON

	G	MIN	FG	FGA	PCT	3P	3A	PCT	FT	FTA	PCT	OFF	DEF	TOT	AST	PF	DQ	STL	TO	BLK	PTS	AVG	HI
1958-59	70	2855	605	1482	.408	-	-	-	532	685	.777	-	-	1050	287	270	4	-	-	-	1742	24.9	-
1959-60	70	2873	755	1781	.424	-	-	-	564	770	.732	-	-	1150	243	234	2	-	-	-	2074	29.6	-
1960-61	73	3133	931	2166	.430	-	-	-	676	863	.783	-	-	1447	371	279	3	-	-	-	2538	34.8	-
1961-62	48	2129	680	1588	.428	-	-	-	476	631	.754	-	-	892	222	155	1	-	-	-	1836	38.3	-
1962-63	80	3370	1029	2273	.453	-	-	-	661	790	.837	-	-	1146	386	226	1	-	-	-	2719	34.0	-
1963-64	78	3164	756	1778	.425	-	-	-	471	586	.804	-	-	936	347	235	1	-	-	-	1983	25.4	-
1964-65	74	3056	763	1903	.401	-	-	-	483	610	.792	-	-	950	280	235	0	-	-	-	2009	27.1	-
1965-66	65	1975	415	1034	.401	-	-	-	249	337	.739	-	-	621	224	157	0	-	-	-	1079	16.6	-
1966-67	70	2706	711	1658	.429	-	-	-	440	541	.813	-	-	898	215	211	1	-	-	-	1862	26.6	-
1967-68	77	3029	757	1709	.443	-	-	-	488	621	.786	-	-	941	355	232	0	-	-	-	2002	26.0	-
1968-69	76	3064	730	1632	.447	-	-	-	421	567	.743	-	-	805	408	204	0	-	-	-	1881	24.8	-
1969-70	54	2213	511	1051	.486	-	-	-	276	357	.773	-	-	559	292	132	1	-	-	-	1298	24.0	-
1970-71	2	57	8	19	.421	-	-	-	4	6	.667	-	-	11	2	6	0	-	-	-	20	10.0	-
1971-72	9	239	42	97	.433	-	-	-	22	27	.815	-	-	57	18	20	0	-	-	-	106	11.8	-
TOT	846	33863	8693	20171	.431	-	-	-	5763	7391	.780	-	-	11463	3650	2596	14	-	-	-	23149	27.4	-

PLAYOFFS

	G	MIN	FG	FGA	PCT	3P	3A	PCT	FT	FTA	PCT	OFF	DEF	TOT	AST	PF	DQ	STL	TO	BLK	PTS	AVG	HI
1958-59	13	556	122	303	.403	-	-	-	87	113	.770	-	-	156	43	-	-	0	0	0	331	25.5	-
1959-60	9	408	111	234	.474	-	-	-	79	94	.840	-	-	127	31	-	-	0	0	0	301	33.4	-
1960-61	12	540	170	352	.483	-	-	-	117	142	.824	-	-	183	55	-	-	0	0	0	457	38.1	-
1961-62	13	571	186	425	.438	-	-	-	130	168	.774	-	-	230	47	-	-	0	0	0	502	38.6	-
1962-63	13	562	160	362	.442	-	-	-	104	126	.825	-	-	177	58	-	-	0	0	0	424	32.6	-
1963-64	5	221	45	119	.378	-	-	-	31	40	.775	-	-	58	28	-	-	0	0	0	121	24.2	-
1964-65	1	5	0	2	.000	-	-	-	0	0	-	-	-	0	1	-	-	0	0	0	0	0.0	-
1965-66	14	586	145	328	.442	-	-	-	85	105	.810	-	-	197	52	-	-	0	0	0	375	26.8	-
1966-67	3	121	28	76	.368	-	-	-	15	20	.750	-	-	39	9	-	-	0	0	0	71	23.7	-
1967-68	15	633	176	376	.468	-	-	-	76	112	.679	-	-	218	60	-	-	0	0	0	428	28.5	-
1968-69	18	640	107	278	.385	-	-	-	63	97	.649	-	-	166	74	-	-	0	0	0	277	15.4	-
1969-70	18	667	138	296	.466	-	-	-	60	81	.741	-	-	173	83	-	-	0	0	0	336	18.7	-
TOT	134	5510	1388	3161	.439	-	-	-	847	1098	.771	-	-	1724	541	-	-	0	0	0	3623	27.0	-

KENT BAZEMORE - 6-5, 206 - OLD DOMINION

JULY 1, 1989

REGULAR SEASON

	G	MIN	FG	FGA	PCT	3P	3A	PCT	FT	FTA	PCT	OFF	DEF	TOT	AST	PF	DQ	STL	TO	BLK	PTS	AVG	HI
2013-14	23	643	111	246	.451	33	89	.371	47	73	.644	5	72	77	71	60	0	31	51	7	302	13.1	23
2021-22	39	545	45	139	.324	29	80	.363	13	17	.765	13	56	69	34	70	0	25	21	9	132	3.4	13
TOT	62	1188	156	385	.405	62	169	.367	60	90	.667	18	128	146	105	130	0	56	72	16	434	7.0	-

ED BEACH - 6-3, 200 - WEST VIRGINIA

JANUARY 25, 1929

REGULAR SEASON

	G	MIN	FG	FGA	PCT	3P	3A	PCT	FT	FTA	PCT	OFF	DEF	TOT	AST	PF	DQ	STL	TO	BLK	PTS	AVG	HI
1950-51	11	-	8	35	.229	-	-	-	6	9	.667	-	-	25	2	14	0	-	-	-	22	2.0	-

MICHAEL BEASLEY - 6-9, 235 - KANSAS STATE

JANUARY 9, 1989

REGULAR SEASON

	G	MIN	FG	FGA	PCT	3P	3A	PCT	FT	FTA	PCT	OFF	DEF	TOT	AST	PF	DQ	STL	TO	BLK	PTS	AVG	HI
2018-19	26	277	75	153	.490	3	17	.176	28	39	.718	13	47	60	25	42	0	9	27	10	181	7.0	19

ZELMO BEATY - 6-9, 235 - PRAIRE VIEW A&M

OCTOBER 25, 1939

REGULAR SEASON

	G	MIN	FG	FGA	PCT	3P	3A	PCT	FT	FTA	PCT	OFF	DEF	TOT	AST	PF	DQ	STL	TO	BLK	PTS	AVG	HI
1974-75	69	1213	136	310	.439	-	-	-	108	135	.800	93	234	327	74	130	1	45	-	29	380	5.5	19

BENOIT BENJAMIN - 7-0, 265 - CREIGHTON

NOVEMBER 22, 1964

REGULAR SEASON

	G	MIN	FG	FGA	PCT	3P	3A	PCT	FT	FTA	PCT	OFF	DEF	TOT	AST	PF	DQ	STL	TO	BLK	PTS	AVG	HI
1992-93	28	306	52	108	.481	0	0	-	22	37	.595	24	72	96	10	61	0	14	36	13	126	4.5	17

MARIO BENNETT - 6-9, 235 - ARIZONA STATE

AUGUST 1, 1973

REGULAR SEASON

	G	MIN	FG	FGA	PCT	3P	3A	PCT	FT	FTA	PCT	OFF	DEF	TOT	AST	PF	DQ	STL	TO	BLK	PTS	AVG	HI
1997-98	45	354	80	135	.593	1	2	.500	16	44	.364	60	66	126	18	61	0	19	21	11	177	3.9	21

PLAYOFFS

	G	MIN	FG	FGA	PCT	3P	3A	PCT	FT	FTA	PCT	OFF	DEF	TOT	AST	PF	DQ	STL	TO	BLK	PTS	AVG	HI
1997-98	4	10	1	2	.500	0	0	-	2	2	1.000	2	4	6	0	2	0	0	0	1	4	1.0	-

ALL-TIME ROSTER WITH STATISTICS

TARIK BLACK - 6-9, 250 - KANSAS

NOVEMBER 22, 1991

REGULAR SEASON																			
G	MIN	FG	FGA	PCT	3P	3A	PCT	FT	FTA	PCT	OFF	DEF	TOT	AST	PF	DQ	STL	TO	BLK
2014-15	38	803	112	190	.569	0	0	---	50	89	.562	84	157	241	34	102	2	13	29
2015-16	39	496	57	104	.548	0	0	---	19	45	.422	44	113	157	16	78	0	14	22
2016-17	67	1091	150	293	.512	1	2	.500	82	109	.752	143	199	342	39	173	1	30	58
TOT	144	2390	319	588	.543	1	2	.500	151	243	.621	272	469	741	89	35	3	56	109

ALEX BLACKWELL - 6-6, 255 - MONMOUTH

JUNE 27, 1970

REGULAR SEASON																			
G	MIN	FG	FGA	PCT	3P	3A	PCT	FT	FTA	PCT	OFF	DEF	TOT	AST	PF	DQ	STL	TO	BLK
1992-93	27	109	14	42	.333	0	3	.000	6	8	.750	10	13	23	7	14	0	4	5

STEVE BLAKE - 6-3, 170 - MARYLAND

FEBRUARY 26, 1980

REGULAR SEASON																			
G	MIN	FG	FGA	PCT	3P	3A	PCT	FT	FTA	PCT	OFF	DEF	TOT	AST	PF	DQ	STL	TO	BLK
2010-11	79	1581	110	306	.359	73	193	.378	26	30	.867	19	137	156	170	99	0	40	73
2011-12	53	1237	101	268	.377	53	158	.335	21	27	.778	9	76	85	174	75	0	39	72
2012-13	45	1175	114	270	.422	72	171	.421	27	35	.771	21	111	132	173	83	2	34	62
2013-14	27	891	88	233	.378	52	131	.397	28	35	.800	8	95	103	205	49	0	34	71
TOT	204	4884	413	1077	.383	250	653	.383	102	127	.803	57	419	476	723	306	2	147	278

PLAYOFFS																			
G	MIN	FG	FGA	PCT	3P	3A	PCT	FT	FTA	PCT	OFF	DEF	TOT	AST	PF	DQ	STL	TO	BLK
2010-11	9	145	7	23	.304	6	18	.333	0	0	-	1	13	14	20	8	0	5	0
2011-12	12	306	26	62	.419	18	43	.419	5	7	.714	8	26	34	27	21	0	8	15
2012-13	2	75	11	28	.393	5	12	.417	1	1	1.000	0	8	8	5	8	0	4	3
TOT	23	526	44	113	.389	29	73	.397	6	8	.750	9	47	56	52	37	0	17	24

JOHN BLOCK - 6-9 1/2, 210 - USC

APRIL 16, 1944

REGULAR SEASON																			
G	MIN	FG	FGA	PCT	3P	3A	PCT	FT	FTA	PCT	OFF	DEF	TOT	AST	PF	DQ	STL	TO	BLK
1966-67	22	118	20	52	.385	-	-	-	24	34	.706	-	-	45	5	20	0	-	-

PLAYOFFS																			
G	MIN	FG	FGA	PCT	3P	3A	PCT	FT	FTA	PCT	OFF	DEF	TOT	AST	PF	DQ	STL	TO	BLK
1966-67	1	1	0	0	-	-	-	0	0	-	-	-	0	0	-	-	0	0	0

MEYER BLOOM - 6-6, 190 - TEMPLE

JANUARY 14, 1915

REGULAR SEASON																			
G	MIN	FG	FGA	PCT	3P	3A	PCT	FT	FTA	PCT	OFF	DEF	TOT	AST	PF	DQ	STL	TO	BLK
1948-49	24	-	13	92	.141	-	-	-	29	40	.725	-	-	-	15	22	-	-	-

CORIE BLOUNT - 6-10, 242 - CINCINNATI

JANUARY 4, 1969

REGULAR SEASON																			
G	MIN	FG	FGA	PCT	3P	3A	PCT	FT	FTA	PCT	OFF	DEF	TOT	AST	PF	DQ	STL	TO	BLK
1995-96	57	715	79	167	.473	0	2	.000	25	44	.568	69	101	170	42	109	2	25	47
1996-97	58	1009	92	179	.514	1	3	.333	56	83	.675	113	163	276	35	121	2	22	50
1997-98	70	1029	107	187	.572	0	4	.000	39	78	.500	114	184	298	37	157	2	29	51
1998-99	14	162	13	33	.394	0	1	.000	6	12	.500	24	22	46	2	27	0	1	6
TOT	199	2915	291	566	.514	1	10	.100	126	217	.581	320	470	790	116	414	6	77	154

PLAYOFFS																			
G	MIN	FG	FGA	PCT	3P	3A	PCT	FT	FTA	PCT	OFF	DEF	TOT	AST	PF	DQ	STL	TO	BLK
1996-97	3	8	1	1	1.000	0	0	-	1	2	.500	0	2	2	1	2	-	0	0
1997-98	12	209	12	24	.500	0	0	-	7	11	.636	24	40	64	7	27	-	6	3
TOT	15	217	13	25	.520	0	0	-	8	13	.615	24	42	66	8	29	-	6	3

VANDER BLUE - 6-4, 200 - MARQUETTE

JULY 17, 1992

REGULAR SEASON																			
G	MIN	FG	FGA	PCT	3P	3A	PCT	FT	FTA	PCT	OFF	DEF	TOT	AST	PF	DQ	STL	TO	BLK
2014-15	2	74	9	30	.300	2	10	.200	2	5	.400	2	7	9	8	4	0	3	6
2017-18	5	45	1	5	.200	0	2	.000	1	2	.500	0	1	1	3	2	0	1	3
TOT	7	119	10	35	.286	2	12	.167	3	7	.429	2	8	10	11	6	0	4	9

TONY BOBBITT - 6-4, 190 - CINCINNATI

OCTOBER 22, 1979

REGULAR SEASON																			
G	MIN	FG	FGA	PCT	3P	3A	PCT	FT	FTA	PCT	OFF	DEF	TOT	AST	PF	DQ	STL	TO	BLK
2004-05	2	12	2	5	.400	1	2	.500	0	0	-	0	3	3	0	1	0	0	0

ANDREW BOGUT - 7-0, 260 - UTAH

NOVEMBER 28, 1984

REGULAR SEASON																			
G	MIN	FG	FGA	PCT	3P	3A	PCT	FT	FTA	PCT	OFF	DEF	TOT	AST	PF	DQ	STL	TO	BLK
2017-18	24	216	17	25	.680	0	0	---	2	2	1.000	26	52	78	15	40	1	4	19

ISAAC BONGA - 6-8, 180 - FRAPORT (GERMANY)

NOVEMBER 8, 1999

REGULAR SEASON																			
G	MIN	FG	FGA	PCT	3P	3A	PCT	FT	FTA	PCT	OFF	DEF	TOT	AST	PF	DQ	STL	TO	BLK
2018-19	22	120	5	33	.152	0	8	.000	9	15	.600	9	16	25	15	9	0	9	6

ALL-TIME ROSTER WITH STATISTICS

RON BOONE - 6-2, 200 - IDAHO STATE

SEPTEMBER 6, 1946

REGULAR SEASON																							
	G	MIN	FG	FGA	PCT	3P	3A	PCT	FT	FTA	PCT	OFF	DEF	TOT	AST	PF	DQ	STL	TO	BLK	PTS	AVG	H
1978-79	82	1583	259	569	.455	-	-	-	90	104	.865	53	92	145	154	171	1	66	147	11	608	7.4	18
1979-80	6	106	14	40	.350	0	0	-	6	7	.857	4	7	11	7	13	0	5	13	0	34	5.7	10
TOT	88	1689	273	609	.448	0	0	-	96	111	.865	57	99	156	161	184	1	71	160	11	642	7.3	28

PLAYOFFS

	G	MIN	FG	FGA	PCT	3P	3A	PCT	FT	FTA	PCT	OFF	DEF	TOT	AST	PF	DQ	STL	TO	BLK	PTS	AVG	HI
1978-79	8	226	37	77	.481	-	-	-	20	21	.952	7	8	15	14	28	-	9	14	0	94	11.8	-

BOB BOOZER - 6-8. 220 - KANSAS STATE

APRIL 26, 1937

REGULAR SEASON		G	MIN	FG	FGA	PCT	3P	3A	PCT	FT	FTA	PCT	OFF	DEF	TOT	AST	PF	DQ	STL	TO	BLK	PTS	AVG	H
1965-66		78	1847	365	754	484	-	-	-	225	289	779	-	-	548	87	196	0	-	-	-	955	12.2	HI

PLAYOFFS

	G	MIN	FG	FGA	PCT	3P	3A	PCT	FT	FTA	PCT	OFF	DEF	TOT	AST	PF	DQ	STL	TO	BLK	PTS	AVG	HI
1965-66	10	181	26	65	400	-	-	-	15	20	750	-	-	50	7	20	-	0	0	0	67	6.7	-

CARLOS BOOZER - 6-9. 258 - DUKE

NOVEMBER 20, 1981

REGULAR SEASON																											
	G	MIN	FG	FGA	PCT	3P	3A	PCT	FT	FTA	PCT	OFF	DEF	TOT	AST	PF	DQ	STL	TO	BLK	PTS	AVG	HI				
2014-15	7	MIN	1692	371	743	.499	0	0	---	94	150	.627	111	371	482	95	184	2	41	92	12	836	11.8	28			

SAM BOWIE - 7-1. 260 - KENTUCKY

MARCH 17, 1961

REGULAR SEASON																							
	G	MIN	FG	FGA	PCT	3P	3A	PCT	FT	FTA	PCT	OFF	DEF	TOT	AST	PF	DQ	STL	TO	BLK	PTS	AVG	HI
1993-94	25	556	75	172	.436	1	4	.250	72	83	.867	27	104	131	47	65	0	4	43	28	223	8.9	21
1994-95	67	1225	118	267	.442	2	11	.182	68	89	.764	72	216	288	118	182	4	21	91	80	306	4.6	19
TOT	92	1781	193	439	.440	3	15	.200	140	172	.816	99	320	419	165	247	4	25	134	108	529	5.8	

PLAYOFFS

	G	MIN	FG	FGA	PCT	3P	3A	PCT	FT	FTA	PCT	OFF	DEF	TOT	AST	PF	DQ	STL	TO	BLK	PTS	AVG	HI
1994-95	10	135	8	30	.267	0	0	-	5	5	1.000	13	20	33	3	25	-	1	6	9	21	2.1	-

AVERY BRADLEY - 6-3. 197 - TEXAS

NOVEMBER 26, 1990

REGULAR SEASON																							
	G	MIN	FG	FGA	PCT	3P	3A	PCT	FT	FTA	PCT	OFF	DEF	TOT	AST	PF	DQ	STL	TO	BLK	PTS	AVG	HI
2019-20	49	1186	170	383	.444	63	173	.364	20	24	.833	18	97	115	63	110	0	43	47	5	423	8.6	24
2021-22	62	1406	148	350	.423	82	210	.390	16	18	.889	31	105	136	47	118	1	53	38	9	394	6.4	22
TOT	111	2592	318	733	.434	145	383	.379	36	42	.857	49	202	251	110	228	1	96	85	14	817	7.4	

ADRIAN BRANCH - 6-8, 185 - MARYLAND

NOVEMBER 17, 1963

REGULAR SEASON																							
	G	MIN	FG	FGA	PCT	3P	3A	PCT	FT	FTA	PCT	OFF	DEF	TOT	AST	PF	DQ	STL	TO	BLK	PTS	AVG	HI
1986-87	32	219	48	96	.500	0	2	.000	42	54	.778	23	30	53	16	39	0	16	24	3	138	4.3	12

PLAYOFFS

	G	MIN	FG	FGA	PCT	3P	3A	PCT	FT	FTA	PCT	OFF	DEF	TOT	AST	PF	DQ	STL	TO	BLK	PTS	AVG	HI
1986-87	11	42	4	21	.190	0	1	.000	6	12	.500	3	7	10	5	10	-	2	5	0	14	1.3	-

COREY BREWER - 6-9. 186 - FLORIDA

MARCH 5, 1986

REGULAR SEASON																								
	G	MIN	FG	FGA	PCT	3P	3A	PCT	FT	FTA	PCT	OFF	DEF	TOT	AST	PF	DQ	STL	TO	BLK	PTS	AVG	HI	
2016-17	24	358	53	121	.438	5	24	.208	18	24	.750	11	41	52	36	29	0	24	19	8	129	5.4	12	
2017-18	54	694	78	172	.453	8	43	.186	34	51	.667	23	70	93	41	83	1	41	38	8	198	3.7	21	
TOT	78	1052	131	293	.447	13	67	.194	52	75	.709	34	111	145	77	112	1	65	57	16	327	4.2		

JIM BREWER - 6-9, 220 - MINNESOTA

DECEMBER 3, 1951

REGULAR SEASON																							
	G	MIN	FG	FGA	PCT	3P	3A	PCT	FT	FTA	PCT	OFF	DEF	TOT	AST	PF	DQ	STL	TO	BLK	PTS	AVG	HI
1980-81	78	1107	101	197	.513	0	2	.000	15	40	.375	127	154	281	55	158	2	43	48	58	217	2.8	14
1981-82	71	966	81	175	.463	1	6	.167	7	19	.368	106	158	264	42	127	1	39	37	46	170	2.4	10
TOT	149	2073	182	372	.488	1	8	125	22	59	.373	233	312	545	97	285	3	82	85	104	387	2.6	10

PLAYOFFS

	G	MIN	FG	FGA	PCT	3P	3A	PCT	FT	FTA	PCT	OFF	DEF	TOT	AST	PF	DQ	STL	TOT	BLK	PTS	AVG	HI
1980-81	3	7	0	0	.000	0	0	-	0	0	0	1	1	0	1	0	0	0	0	0	0.0	-	-
1981-82	8	57	3	6	.500	0	0	-	0	0	4	7	11	4	5	-	2	4	6	6	0.8	-	-
TOT	11	64	3	6	.500	0	0	-	0	0	-	4	8	12	4	6	-	2	4	6	6	0.8	-

FRANK BRICKOWSKI - 6-9. 245 - PENN STATE

AUGUST 14, 1959

REGULAR SEASON																							
	G	MIN	FG	FGA	PCT	3P	3A	PCT	FT	FTA	PCT	OFF	DEF	TOT	AST	PF	DQ	STL	TO	BLK	PTS	AVG	HI
1986-87	37	40.4	53	94	56.4	0	0	-	40	59	67.8	40	57	97	12	105	4	14	25	4	166	3.9	14

ALL-TIME ROSTER WITH STATISTICS

BILL BRIDGES - 6-5, 230 - KANSAS APRIL 4, 1939

REGULAR SEASON		FG	FGA	PCT	3P	3A	PCT	FT	FTA	PCT	OFF	DEF	TOT	AST	PF	DQ	STL	TO	BLK	PTS	AVG	HI
G	MIN																					
1972-73	72	2491	286	597	.479	-	-	-	133	190	.700	-	-	782	196	261	3	-	-	705	9.8	-
1973-74	65	1812	216	513	.421	-	-	-	116	164	.707	193	306	499	148	219	3	58	-	31	548	8.4
1974-75	17	307	20	57	.351	-	-	-	16	30	.533	46	48	96	27	46	1	7	-	5	56	3.3
TOT	154	4610	522	1167	.447	-	-	-	265	384	.690	239	354	1375	371	526	7	65	-	36	1309	8.5
PLAYOFFS		FG	FGA	PCT	3P	3A	PCT	FT	FTA	PCT	OFF	DEF	TOT	AST	PF	DQ	STL	TO	BLK	PTS	AVG	HI
1972-73	17	582	57	136	.419	-	-	-	38	49	.776	-	-	158	29	68	-	0	-	152	8.9	-
1973-74	5	144	12	41	.293	-	-	-	6	13	.462	14	16	30	6	19	-	7	0	30	6.0	-
TOT	22	726	69	177	.390	-	-	-	44	62	.710	14	16	188	35	87	-	7	0	182	8.3	-

MARSHON BROOKS - 6-5, 200 - PROVIDENCE JANUARY 26, 1989

REGULAR SEASON																							
	G	MIN	FG	FGA	PCT	3P	3A	PCT	FT	FTA	PCT	OFF	DEF	TOT	AST	PF	DQ	STL	TO	BLK	PTS	AVG	HI
2013-14	18	228	43	88	.489	11	19	.579	18	26	.692	8	22	30	21	16	0	12	17	3	115	6.4	23

ANTHONY BROWN - 6-7, 210 - STANFORD OCTOBER 10, 1992

REGULAR SEASON																							
	G	MIN	FG	FGA	PCT	3P	3A	PCT	FT	FTA	PCT	OFF	DEF	TOT	AST	PF	DQ	STL	TO	BLK	PTS	AVG	HI
2015-16	29	599	39	126	.310	20	70	.286	17	20	.850	9	61	70	19	34	0	14	15	5	115	4.0	10

CHAUNDEE BROWN JR. - 6-5, 215 - MICHIGAN DECEMBER 4, 1998

REGULAR SEASON		FG	FGA	PCT	3P	3A	PCT	FT	FTA	PCT	OFF	DEF	TOT	AST	PF	DQ	STL	TO	BLK	PTS	AVG	HI	
	G	MIN																					
2021-22	2	21	1	7	.143	0	3	.000	0	0	---	0	2	2	0	0	0	0	1	0	2	1.0	2

CHUCKY BROWN - 6-8, 215 - NORTH CAROLINA STATE FEBRUARY 29, 1968

REGULAR SEASON																							
	G	MIN	FG	FGA	PCT	3P	3A	PCT	FT	FTA	PCT	OFF	DEF	TOT	AST	PF	DQ	STL	TO	BLK	PTS	AVG	HI
1991-92	36	38	55	118	.466	0	3	.000	25	41	.610	29	47	76	23	41	0	9	27	7	135	3.8	16
PLAYOFFS																							
	G	MIN	FG	FGA	PCT	3P	3A	PCT	FT	FTA	PCT	OFF	DEF	TOT	AST	PF	DQ	STL	TO	BLK	PTS	AVG	HI
1991-92	3	44	8	19	.421	0	1	.000	3	6	.500	3	8	11	2	-	-	0	1	2	19	6.3	-

GEORGE BROWN - 6-6, 190 - WAYNE STATE OCTOBER 30, 1935

REGULAR SEASON		FG	FGA	PCT	3P	3A	PCT	FT	FTA	PCT	OFF	DEF	TOT	AST	PF	DQ	STL	TO	BLK	PTS	AVG	HI
1957-58	1	6	0	2	.000	-	-	-	1	2	.500	-	-	1	0	1	0	-	-	1	1.0	-

JABARI BROWN - 6-4, 215 - MISSOURI DECEMBER 18, 1992

REGULAR SEASON		FG	FGA	PCT	3P	3A	PCT	FT	FTA	PCT	OFF	DEF	TOT	AST	PF	DQ	STL	TO	BLK	PTS	AVG	HI	
	G	MIN																					
2014-15	19	568	70	170	.412	23	62	.371	64	85	.753	3	33	36	40	33	0	12	32	2	227	11.9	32

KWAME BROWN - 6-11, 270 - GLYNN ACADEMY HS (GA) MARCH 10, 1982

REGULAR SEASON																							
	G	MIN	FG	FGA	PCT	3P	3A	PCT	FT	FTA	PCT	OFF	DEF	TOT	AST	PF	DQ	STL	TO	BLK	PTS	AVG	HI
2005-06	72	1978	204	388	.526	0	1	.000	128	235	.545	182	291	473	72	196	3	27	100	46	536	7.4	21
2006-07	41	1132	143	242	.591	0	1	.000	59	134	.440	81	163	244	75	124	0	39	76	49	345	8.4	18
2007-08	23	509	53	103	.515	0	0	-	26	64	.406	31	100	131	28	58	0	16	37	19	132	5.7	10
TOT	136	3619	400	733	.546	0	2	.000	213	433	.492	294	554	848	175	378	3	82	213	114	1013	7.4	-
PLAYOFFS																							
	G	MIN	FG	FGA	PCT	3P	3A	PCT	FT	FTA	PCT	OFF	DEF	TOT	AST	PF	DQ	STL	TO	BLK	PTS	AVG	HI
2005-06	7	225	34	65	.523	0	0	-	22	31	.710	17	29	46	7	21	-	2	12	6	90	12.9	10
2006-07	5	133	19	36	.528	0	0	-	5	9	.556	13	15	28	1	16	-	1	9	4	43	8.6	-
TOT	12	358	53	101	.525	0	0	-	27	40	.675	30	44	74	8	37	-	3	21	10	133	11.1	-

ROGER BROWN - 6-11, 230 - KANSAS FEBRUARY 29, 1990

REGULAR SEASON		FG	FGA	PCT	3P	3A	PCT	FT	FTA	PCT	OFF	DEF	TOT	AST	PF	DQ	STL	TO	BLK	PTS	AVG	HI
1972-73	1	5	0	0	-	-	-	-	1	3	.333	-	-	0	0	1	0	-	-	1	1.0	-

SHANNON BROWN - 6-4, 210 - MICHIGAN STATE NOVEMBER 29, 1985

REGULAR SEASON																							
	G	MIN	FG	FGA	PCT	3P	3A	PCT	FT	FTA	PCT	OFF	DEF	TOT	AST	PF	DQ	STL	TO	BLK	PTS	AVG	HI
2008-09	18	136	22	42	.524	6	9	.667	8	9	.889	3	17	20	10	9	0	4	9	2	58	3.2	10
2009-10	82	1700	253	592	.427	62	189	.327	99	121	.818	30	153	183	108	129	0	57	67	31	667	8.1	27
2010-11	82	1568	273	643	.425	74	212	.349	92	101	.911	35	122	157	96	124	0	67	75	16	712	8.7	21
TOT	182	3404	548	1277	.429	142	410	.346	199	231	.861	68	292	370	214	262	0	128	151	49	1437	7.9	-
PLAYOFFS																							
	G	MIN	FG	FGA	PCT	3P	3A	PCT	FT	FTA	PCT	OFF	DEF	TOT	AST	PF	DQ	STL	TO	BLK	PTS	AVG	HI
2008-09	21	276	36	83	.434	12	25	.480	19	24	.792	8	17	25	13	27	0	10	10	2	103	4.9	14
2009-10	23	324	42	107	.393	9	32	.281	20	28	.714	7	22	29	20	37	0	10	13	7	113	4.9	12
2010-11	10	166	28	61	.459	7	25	.280	9	14	.643	5	14	19	7	10	0	6	9	2	72	7.2	15
TOT	54	766	106	251	.422	28	82	.341	48	66	.727	20	53	73	40	74	0	26	32	11	288	5.3	-

ALL-TIME ROSTER WITH STATISTICS

TIERRE BROWN - 6-2, 189 - MCNEESE STATE

JUNE 3, 1979

REGULAR SEASON

	G	MIN	FG	FGA	PCT	3P	3A	PCT	FT	FTA	PCT	OFF	DEF	TOT	AST	PF	DQ	STL	TO	BLK	PTS	AVG	HI
2004-05	76	1066	124	348	.356	26	72	.361	59	75	.787	21	72	93	155	59	0	32	74	1	333	4.4	27

TONY BROWN - 6-6, 200 - ARKANSAS

JULY 29, 1960

REGULAR SEASON

	G	MIN	FG	FGA	PCT	3P	3A	PCT	FT	FTA	PCT	OFF	DEF	TOT	AST	PF	DQ	STL	TO	BLK	PTS	AVG	HI
1990-91	7	27	2	3	.667	1	1	1.000	0	0	-	0	4	4	3	8	0	0	4	0	5	0.7	3

KOBE BRYANT - 6-6, 205 - LOWER MERION HS (PA)

AUGUST 23, 1978

REGULAR SEASON

	G	MIN	FG	FGA	PCT	3P	3A	PCT	FT	FTA	PCT	OFF	DEF	TOT	AST	PF	DQ	STL	TO	BLK	PTS	AVG	HI
1996-97	71	1103	176	422	.417	51	136	.375	136	166	.819	47	85	132	91	102	0	49	112	23	539	7.6	24
1997-98	79	2056	391	913	.428	75	220	.341	363	457	.794	79	163	242	199	180	1	74	157	40	1220	15.4	33
1998-99	50	1896	362	779	.465	27	101	.267	245	292	.839	53	211	264	190	153	3	72	157	50	996	19.9	38
1999-00	66	2524	554	1183	.468	46	144	.319	331	403	.821	108	308	416	323	220	4	106	182	62	1485	22.5	40
2000-01	68	2783	701	1510	.464	61	200	.305	475	557	.853	104	295	399	338	222	3	114	220	43	1938	28.5	51
2001-02	80	3063	749	1597	.469	33	132	.250	488	589	.829	112	329	441	438	228	1	118	233	35	2019	25.2	56
2002-03	82	3401	868	1924	.451	124	324	.383	601	713	.843	106	458	564	481	218	0	181	288	67	2461	30.0	55
2003-04	65	2447	516	1178	.438	71	217	.327	454	533	.852	103	256	359	330	176	0	112	171	28	1557	24.0	45
2004-05	66	2689	573	1324	.433	131	387	.339	542	664	.816	95	297	392	398	174	1	174	270	53	1819	27.6	48
2005-06	80	3277	978	2173	.450	180	518	.347	696	819	.850	71	354	425	360	233	1	147	250	30	2832	35.4	81
2006-07	77	3140	813	1757	.463	137	398	.344	667	768	.868	75	364	439	413	205	2	111	255	36	2430	31.6	65
2007-08	82	3192	775	1690	.459	150	415	.361	623	742	.840	94	423	517	441	227	1	151	257	40	2323	28.3	53
2008-09	82	2960	800	1712	.467	118	336	.351	483	564	.856	90	339	429	399	189	1	120	210	37	2201	26.8	61
2009-10	73	2835	716	1569	.456	99	301	.329	439	541	.811	78	313	391	365	187	0	113	233	20	1970	27.0	44
2010-11	82	2779	740	1639	.451	115	356	.323	483	583	.828	83	336	419	388	172	99	243	12	2078	25.3	42	
2011-12	58	2232	574	1336	.430	87	287	.303	381	451	.845	66	247	313	264	105	0	69	204	18	1616	27.9	48
2012-13	78	3013	738	1595	.463	132	407	.324	525	626	.839	66	367	433	469	173	0	106	287	25	2133	27.3	47
2013-14	6	177	31	73	.425	3	16	.188	18	21	.857	2	24	26	38	9	0	7	34	1	83	13.8	21
2014-15	35	1207	266	713	.373	54	184	.293	196	241	.813	26	173	199	197	65	0	47	128	7	782	22.3	44
2015-16	66	1863	398	1113	.358	133	467	.285	232	281	.826	41	206	247	184	115	0	62	129	13	1161	17.6	60
TOT	1346	48654	11719	26200	.447	1827	5546	.329	8378	10011	.837	1499	5548	7047	6306	3353	18	1944	4010	640	33643	25.0	-

PLAYOFFS

	G	MIN	FG	FGA	PCT	3P	3A	PCT	FT	FTA	PCT	OFF	DEF	TOT	AST	PF	DQ	STL	TO	BLK	PTS	AVG	HI
1996-97	9	133	21	55	.382	6	23	.261	26	30	.867	1	10	11	11	23	-	3	14	2	74	8.2	-
1997-98	11	220	31	76	.408	3	14	.214	31	45	.689	7	14	21	16	28	-	3	11	8	96	8.7	-
1998-99	8	315	61	142	.430	8	23	.348	28	35	.800	13	42	55	37	24	-	15	31	10	158	19.8	-
1999-00	22	857	174	394	.442	22	64	.344	95	126	.754	26	72	98	97	89	-	32	55	32	465	21.1	-
2000-01	16	694	168	358	.469	11	34	.324	124	151	.821	29	87	116	97	53	-	25	51	12	471	29.4	-
2001-02	19	833	187	431	.434	22	58	.379	110	145	.759	28	83	111	87	65	-	27	54	17	506	26.6	-
2002-03	12	531	137	317	.432	25	62	.403	86	104	.827	16	45	61	62	35	-	14	42	1	385	32.1	-
2003-04	22	973	190	460	.413	24	97	.247	135	166	.813	18	86	104	121	59	-	42	61	7	539	24.5	-
2005-06	7	314	72	145	.497	14	35	.400	37	48	.771	4	40	44	36	25	-	8	33	3	195	27.9	-
2006-07	5	215	60	130	.462	10	28	.357	34	37	.919	1	25	26	22	10	-	5	22	2	164	32.8	-
2007-08	21	863	222	463	.479	32	106	.302	157	194	.809	18	101	119	117	59	-	35	70	8	633	30.1	-
2008-09	23	940	242	530	.457	37	106	.349	174	197	.883	19	104	123	126	59	-	38	59	21	695	30.2	-
2009-10	23	923	234	511	.458	49	131	.374	154	183	.842	26	112	138	126	75	-	31	79	16	671	29.2	-
2010-11	10	354	83	186	.446	12	41	.293	50	61	.820	8	26	34	33	23	-	16	31	3	228	22.8	-
2011-12	12	476	132	301	.439	17	60	.283	79	95	.832	16	42	58	52	33	-	16	34	2	360	30.0	-
TOT	220	8640	2014	4499	.448	292	882	.331	1320	1617	.816	230	889	1119	1040	660	-	310	647	144	5640	25.6	-

THOMAS BRYANT - 6-10, 248 - INDIANA

JULY 31, 1997

REGULAR SEASON

	G	MIN	FG	FGA	PCT	3P	3A	PCT	FT	FTA	PCT	OFF	DEF	TOT	AST	PF	DQ	STL	TO	BLK	PTS	AVG	HI
2017-18	15	72	8	21	.381	1	10	.100	5	9	.556	3	14	17	6	6	0	1	2	2	22	1.5	6

STEVE BUCKNALL - 6-6, 215 - NORTH CAROLINA

MARCH 17, 1966

REGULAR SEASON

	G	MIN	FG	FGA	PCT	3P	3A	PCT	FT	FTA	PCT	OFF	DEF	TOT	AST	PF	DQ	STL	TO	BLK	PTS	AVG	HI
1989-90	18	75	9	33	.273	0	1	.000	5	6	.833	5	2	7	10	10	0	2	11	1	23	1.3	4

REGGIE BULLOCK - 6-7, 205 - NORTH CAROLINA

MARCH 16, 1991

REGULAR SEASON

	G	MIN	FG	FGA	PCT	3P	3A	PCT	FT	FTA	PCT	OFF	DEF	TOT	AST	PF	DQ	STL	TO	BLK	PTS	AVG	HI
2018-19	19	524	63	153	.412	34	99	.343	17	21	.810	2	48	50	20	30	0	16	11	7	177	9.3	18

BOB BURROW - 6-7, 230 - KENTUCKY

JUNE 29, 1934

REGULAR SEASON

	G	MIN	FG	FGA	PCT	3P	3A	PCT	FT	FTA	PCT	OFF	DEF	TOT	AST	PF	DQ	STL	TO	BLK	PTS	AVG	HI
1957-58	14	171	22	70	.314	-	-	-	11	33	.333	-	-	64	6	15	0	-	-	-	55	3.9	-

CARON BUTLER - 6-7, 217 - CONNECTICUT

MARCH 13, 1980

REGULAR SEASON

	G	MIN	FG	FGA	PCT	3P	3A	PCT	FT	FTA	PCT	OFF	DEF	TOT	AST	PF	DQ	STL	TO	BLK	PTS	AVG	HI
2004-05	77	2746	441	991	.445	38	125	.304	275	319	.862	146	304	450	146	213	2	110	125	23	1195	15.5	34

MARCH 6, 1989

REGULAR SEASON																							
	G	MIN	FG	FGA	PCT	3P	3A	PCT	FT	FTA	PCT	OFF	DEF	TOT	AST	PF	DQ	STL	TO	BLK	PTS	AVG	HI
2014-15	6	123	18	40	.450	7	11	.636	9	10	.900	2	10	12	14	3	0	3	12	0	52	8.7	15

OCTOBER 27, 1987

REGULAR SEASON																							
	G	MIN	FG	FGA	PCT	3P	3A	PCT	FT	FTA	PCT	OFF	DEF	TOT	AST	PF	DQ	STL	TB	BLK	PTS	AVG	HI
2005-06	46	338	33	82	.402	0	0	0	0	0	0	0	0	0	0	0	0	4	17	22	74	1.6	16
2006-07	82	1738	247	443	.558	0	3	.000	143	214	.668	39	345	484	94	249	5	12	115	128	637	7.8	20
2007-08	82	1907	363	649	.559	0	82	.000	82	168	.488	0	98	186	98	218	8	18	52	90	714	8.7	21
2008-09	50	1444	281	502	.560	0	0	0	152	215	.707	137	261	398	71	157	1	35	85	90	714	14.3	42
2009-10	65	1777	392	688	.570	0	1	.000	193	261	.739	177	364	541	68	193	2	35	115	94	977	15.0	27
2010-11	54	1500	237	413	.574	0	0	0	138	209	.660	170	338	508	63	140	1	19	74	106	612	11.3	22
2011-12	64	1646	294	516	.570	0	5	.200	234	338	.692	192	517	709	85	104	0	27	152	116	1123	18.7	31
TOTALS	392	10175	1823	3221	.564	1	9	.111	950	1382	.687	954	2122	3078	461	197	1	127	610	628	4597	11.7	27

PLAYOFFS																								
	G	MIN	FG	FGA	PCT	3P	3A	PCT	FT	FTA	PCT	OFF	DEF	TOT	AST	PF	DQ	STL	TO	BLK	PTS	AVG	HI	
2005-06	1	2	0	1	.000	0	0	-	0	0	-	0	0	0	0	0	-	0	0	0	0	0.0	-	
2006-07	5	55	8	15	.533	0	0	-	4	10	.400	8	15	23	0	7	-	0	2	2	20	4.0	-	
2008-09	23	400	58	127	.457	0	0	-	28	43	.651	33	53	86	10	77	-	8	19	21	144	6.3	-	
2009-10	23	561	80	149	.537	0	0	-	38	56	.679	59	100	159	12	61	-	6	21	36	198	8.6	-	
2010-11	23	571	57	105	.543	0	0	-	38	56	.679	60	96	8	33	5	-	20	33	144	214	9.5	-	
2011-12	12	451	73	153	.477	0	0	-	54	69	.783	36	87	133	18	21	-	5	16	37	200	16.7	-	
TOT	74	1748	274	550	.502	0	0	-	154	214	.720	182	315	497	48	199	-	24	78	110	706	9.5	-	

APRIL 30, 1956

REGULAR SEASON																							
	G	MIN	FG	FGA	PCT	3P	3A	PCT	FT	FTA	PCT	OFF	DEF	TOT	AST	PF	DQ	STL	TO	BLK	PTS	AVG	HI
1979-80	32	194	25	50	.500	0	0	-	13	15	.867	9	18	27	13	32	0	5	22	1	63	2.0	11

PLAYOFFS																							
	G	MIN	FG	FGA	PCT	3P	3A	PCT	FT	FTA	PCT	OFF	DEF	TOT	AST	PF	DQ	STL	TO	BLK	PTS	AVG	HI
1979-80	4	8	1	3	.333	0	0	-	4	6	.667	1	0	1	1	-	-	0	1	0	6	1.5	-

OCTOBER 8, 1996

REGULAR SEASON																							
	G	MIN	FG	FGA	PCT	3P	3A	PCT	FT	FTA	PCT	OFF	DEF	TOT	AST	PF	DQ	STL	TO	BLK	PTS	AVG	HI
2019-20	1	9	3	6	.500	0	0	---	0	0	---	2	3	5	1	0	0	0	0	6	6.0	6	
2020-21	20	98	17	29	.586	0	0	---	5	11	.455	12	20	32	1	8	0	5	4	39	2.0	10	
TOT	21	107	20	35	.571	0	0	---	5	11	.455	14	23	37	2	8	0	5	5	4	45	2.1	10

SEPTEMBER 28, 1981

REGULAR SEASON																							
	G	MIN	FG	FGA	PCT	3P	3A	PCT	FT	FTA	PCT	OFF	DEF	TOT	AST	PF	DQ	STL	TO	BLK	PTS	AVG	HI
2016-17	24	292	32	77	.416	12	34	.353	4	4	1.000	8	34	42	51	22	0	7	26	1	80	3.3	12

FEBRUARY 18, 1993

REGULAR SEASON																								
	G	MIN	FG	FGA	PCT	3P	3A	PCT	FT	FTA	PCT	OFF	DEF	TOT	AST	PF	DQ	STL	TO	BLK	PTS	AVG	HI	
2017-18	74	2458	340	798	.426	159	415	.383	153	194	.789	60	327	387	162	145	0	106	97	16	992	13.4	34	
2018-19	82	2035	325	756	.430	151	435	.347	137	158	.867	48	190	238	110	137	0	73	65	13	938	11.4	35	
2019-20	69	1762	327	507	.647	92	239	.385	79	102	.775	38	104	142	111	128	0	57	62	14	645	9.3	20	
2020-21	67	1902	218	506	.431	120	293	.410	97	116	.866	27	152	179	127	114	0	62	66	26	653	9.7	29	
TOTALS	292	8157	1120	2567	.436	522	1382	.378	466	562	.863	173	773	946	510	524	0	298	290	69	3228	11.1	-	

PLAYOFFS																								
	G	MIN	FG	FGA	PCT	3P	3A	PCT	FT	FTA	PCT	OFF	DEF	TOT	AST	PF	DQ	STL	TO	BLK	PTS	AVG	HI	
2019-20	21	608	79	189	.418	45	119	.378	22	27	.815	8	36	44	28	40	0	21	15	4	225	10.7	18	
2020-21	5	146	11	29	.379	4	19	.211	5	5	1.000	2	12	14	5	15	0	2	0	31	6.2	19	-	
TOTALS	26	754	90	218	.414	49	138	.355	27	32	.844	10	48	58	33	55	0	26	17	4	256	9.8	-	

NOVEMBER 1, 1950

REGULAR SEASON		FG	FGA	PCT	3P	3A	PCT	FT	FTA	PCT	OFF	DEF	TOT	AST	PF	DQ	STL	TO	BLK	PTS	AVG	HI
1974-75	G	M	MIN																			
1974-75	57	1270	120	286	.420	-	-	44	62	.710	95	141	236	75	160	1	49	-	23	284	5.0	13
1975-76	76	1816	172	368	.467	-	-	65	83	.783	117	224	341	85	216	4	62	-	35	409	5.4	18
TOT	133	3086	292	654	.446	-	-	109	145	.752	212	365	577	160	376	5	111	-	58	693	5.2	-

NOVEMBER 18, 1969

REGULAR SEASON																							
	G	MIN	FG	FGA	PCT	3P	3A	PCT	FT	FTA	PCT	OFF	DEF	TOT	AST	PF	DQ	STL	TO	BLK	PTS	AVG	HI
1991-92	7	58	4	18	.222	1	5	.200	2	3	.667	1	4	5	12	8	0	1	5	0	11	1.6	3

JULY 27, 1947

	G	MIN	FG	FGA	PCT	3P	3A	PCT	FT	FTA	PCT	OFF	DEF	TOT	AST	PF	DQ	STL	TO	BLK	PTS	AVG	HI
1976-77	12	207	27	82	.329	-	-	-	41	48	.854	6	10	16	21	16	0	11	-	1	95	7.9	20

ALL-TIME ROSTER WITH STATISTICS

ELDEN CAMPBELL - 7-0, 255 - CLEMSON

JULY 23, 1968

REGULAR SEASON

	G	MIN	FG	FGA	PCT	3P	3A	PCT	FT	FTA	PCT	OFF	DEF	TOT	AST	PF	DQ	STL	TO	BLK	PTS	AVG	HI
1990-91	52	380	56	123	.455	0	0	-	32	49	.653	40	56	96	10	71	1	11	16	38	144	2.8	12
1991-92	81	1876	220	491	.448	0	2	.000	138	223	.619	155	268	423	59	203	1	53	73	159	578	7.1	25
1992-93	79	1551	238	520	.458	0	3	.000	130	204	.637	127	205	332	48	165	0	59	69	100	606	7.7	21
1993-94	76	2253	373	808	.462	0	2	.000	188	273	.689	167	352	519	86	241	2	64	98	146	934	12.3	29
1994-95	73	2076	360	785	.459	0	1	.000	193	290	.666	168	277	445	92	246	4	69	98	132	913	12.5	32
1995-96	82	2699	447	888	.503	0	5	.000	249	349	.713	162	461	623	181	300	4	88	137	212	1143	13.9	29
1996-97	77	2516	442	942	.469	1	4	.250	263	370	.711	207	408	615	126	276	6	46	130	117	1148	14.9	40
1997-98	81	1784	289	624	.463	1	2	.500	237	342	.693	143	312	455	78	209	1	35	115	102	816	10.1	25
1998-99	17	325	44	101	.436	0	0	-	38	62	.613	38	58	96	8	51	2	1	22	16	126	7.4	24
TOT	618	15460	2469	5282	.467	2	19	.105	1468	2162	.679	1207	2397	3604	688	1762	21	426	758	1022	6408	10.4	-

PLAYOFFS

	G	MIN	FG	FGA	PCT	3P	3A	PCT	FT	FTA	PCT	OFF	DEF	TOT	AST	PF	DQ	STL	TO	BLK	PTS	AVG	HI
1990-91	14	138	25	38	.658	0	0	-	7	15	.467	8	21	29	3	23	-	6	6	8	57	4.1	-
1991-92	4	117	14	37	.378	0	0	-	12	18	.667	9	16	25	6	14	-	3	4	6	40	10.0	-
1992-93	5	178	29	69	.420	0	0	-	12	24	.500	17	25	42	7	15	-	6	12	12	70	14.0	-
1994-95	10	376	64	132	.485	0	0	-	29	44	.659	26	47	73	16	44	-	4	15	30	157	15.7	-
1995-96	4	129	20	39	.513	0	1	.000	8	16	.500	3	29	32	8	17	-	1	10	9	48	12.0	-
1996-97	9	278	37	93	.398	1	1	1.000	31	38	.816	14	25	39	9	30	-	7	14	13	106	11.8	-
1997-98	13	180	23	51	.451	0	0	-	22	34	.647	17	28	45	8	27	-	3	13	12	68	5.2	-
TOT	59	1396	212	459	.462	1	2	.500	121	189	.640	94	191	285	57	170	-	30	74	90	546	9.3	-

TONY CAMPBELL - 6-7, 215 - OHIO STATE

MAY 7, 1962

REGULAR SEASON

	G	MIN	FG	FGA	PCT	3P	3A	PCT	FT	FTA	PCT	OFF	DEF	TOT	AST	PF	DQ	STL	TO	BLK	PTS	AVG	HI
1987-88	13	242	57	101	.564	1	3	.333	28	39	.718	8	19	27	15	41	0	11	26	2	143	11.0	28
1988-89	63	787	158	345	.458	2	21	.095	70	83	.843	53	77	130	47	108	0	37	62	6	388	6.2	19
TOT	76	1029	215	446	.482	3	24	.125	98	122	.803	61	96	157	62	149	0	48	88	8	531	7.0	-

PLAYOFFS

	G	MIN	FG	FGA	PCT	3P	3A	PCT	FT	FTA	PCT	OFF	DEF	TOT	AST	PF	DQ	STL	TO	BLK	PTS	AVG	HI
1987-88	15	94	18	42	.429	0	1	.000	11	16	.688	4	6	10	5	16	-	3	5	0	47	3.1	-
1988-89	9	106	19	31	.613	2	4	.500	16	22	.727	4	8	12	6	26	-	3	9	0	56	6.2	-
TOT	24	200	37	73	.507	2	5	.400	27	38	.711	8	14	22	11	42	-	6	14	0	103	4.3	-

DERRICK CHARACTER - 6-9, 275 - UTEP

MAY 4, 1988

REGULAR SEASON

	G	MIN	FG	FGA	PCT	3P	3A	PCT	FT	FTA	PCT	OFF	DEF	TOT	AST	PF	DQ	STL	TO	BLK	PTS	AVG	HI
2010-11	41	215	32	66	.485	0	0	-	17	23	.739	19	24	43	7	47	1	4	19	10	81	2.0	10

DON "SWEDE" CARLSON - 6-0, 170 - MINNESOTA

MARCH 22, 1921

REGULAR SEASON

	G	MIN	FG	FGA	PCT	3P	3A	PCT	FT	FTA	PCT	OFF	DEF	TOT	AST	PF	DQ	STL	TO	BLK	PTS	AVG	HI
1948-49	55	-	211	632	.334	-	-	-	86	130	.662	-	-	-	-	170	180	-	-	-	908	9.2	-
1949-50	57	-	99	290	.341	-	-	-	69	95	.726	-	-	-	-	76	126	-	-	-	267	4.7	-
TOT	112	-	310	922	.336	-	-	-	155	225	.689	-	-	-	-	246	306	-	-	-	775	6.9	-

PLAYOFFS

	G	MIN	FG	FGA	PCT	3P	3A	PCT	FT	FTA	PCT	OFF	DEF	TOT	AST	PF	DQ	STL	TO	BLK	PTS	AVG	HI
1948-49	10	-	23	95	.242	-	-	-	14	25	.560	-	-	-	-	28	30	-	-	-	60	6.0	-
1949-50	10	-	21	37	.568	-	-	-	12	15	.800	-	-	-	-	11	19	-	-	-	54	5.4	-
TOT	20	-	44	132	.333	-	-	-	26	40	.650	-	-	-	-	39	49	-	-	-	114	5.7	-

ROBERT CARNEY - 6-3, 170 - BRADLEY

AUGUST 3, 1932

REGULAR SEASON

	G	MIN	FG	FGA	PCT	3P	3A	PCT	FT	FTA	PCT	OFF	DEF	TOT	AST	PF	DQ	STL	TO	BLK	PTS	AVG	HI
1954-55	19	244	24	64	.375	-	-	-	21	40	.525	-	-	-	16	36	0	-	-	-	69	3.6	-

PLAYOFFS

	G	MIN	FG	FGA	PCT	3P	3A	PCT	FT	FTA	PCT	OFF	DEF	TOT	AST	PF	DQ	STL	TO	BLK	PTS	AVG	HI
1954-55	7	41	1	8	.125	0	0	-	8	9	.889	-	-	-	5	3	7	-	0	0	10	1.4	-

KENNY CARR - 6-7, 220 - NORTH CAROLINA STATE

AUGUST 15, 1955

REGULAR SEASON

	G	MIN	FG	FGA	PCT	3P	3A	PCT	FT	FTA	PCT	OFF	DEF	TOT	AST	PF	DQ	STL	TO	BLK	PTS	AVG	HI
1977-78	52	733	134	302	.444	-	-	-	55	85	.647	53	155	208	26	127	0	18	89	14	323	6.2	15
1978-79	72	1149	225	450	.500	-	-	-	83	137	.606	70	222	292	60	152	0	38	116	31	533	7.4	17
1979-80	5	57	7	16	.438	0	0	-	2	2	1.000	5	12	17	1	6	0	2	9	1	16	3.2	6
TOT	129	1939	366	768	.477	0	0	-	140	224	.625	128	389	517	87	285	0	58	214	46	872	6.8	-

PLAYOFFS

	G	MIN	FG	FGA	PCT	3P	3A	PCT	FT	FTA	PCT	OFF	DEF	TOT	AST	PF	DQ	STL	TO	BLK	PTS	AVG	HI
1977-78	2	17	3	8	.375	0	0	-	0	0	.000	0	4	4	0	2	-	1	3	0	6	3.0	-
1978-79	8	117	19	35	.543	0	0	-	5	8	.625	4	13	17	4	18	-	4	11	2	43	5.4	-
TOT	10	134	22	43	.512	0	0	-	5	8	.625	4	17	21	4	20	-	5	14	2	49	4.9	-

BUTCH CARTER - 6-5, 180 - INDIANA

JUNE 11, 1958

REGULAR SEASON

	G	MIN	FG	FGA	PCT	3P	3A	PCT	FT	FTA	PCT	OFF	DEF	TOT	AST	PF	DQ	STL	TO	BLK	PTS	AVG	HI
1980-81	54	672	114	247	.462	3	10	.300	70	95	.737	34	31	65	52	99	0	23	50	1	301	5.6	16

ALL-TIME ROSTER WITH STATISTICS

MAURICE CARTER - 6-5, 210 - LOUISIANA STATE

OCTOBER 12, 1976

REGULAR SEASON

G	MIN	FG	FGA	PCT	3P	3A	PCT	FT	FTA	PCT	OFF	DEF	TOT	AST	PF	DQ	STL	TO	BLK	PTS	AVG	HI
2003-04	4	50	5	14	.357	1	3	.333	11	12		.917	0	3	3	2	5	0	22	5.5	5	9

RON CARTER - 6-5, 190 - VMI

AUGUST 31, 1956

REGULAR SEASON

	G	MIN	FG	FGA	PCT	3P	3A	PCT	FT	FTA	PCT	OFF	DEF	TOT	AST	PF	DQ	STL	TO	BLK	PTS	AVG	HI
1978-79	46	332	54	124	.435	-	-	-	36	54	.667	21	24	45	25	54	1	17	40	7	144	3.1	14

PLAYOFFS

G	MIN	FG	FGA	PCT	3P	3A	PCT	FT	FTA	PCT	OFF	DEF	TOT	AST	PF	DQ	STL	TO	BLK	PTS	AVG	HI
1978-79	2	2	0	1	.000	0	0	-	0	0	-	0	0	0	0	-	-	0	0	0	0.0	-

JAY CARTY - 6-7 1/2, 220 - OREGON STATE

JULY 4, 1941

REGULAR SEASON

G	MIN	FG	FGA	PCT	3P	3A	PCT	FT	FTA	PCT	OFF	DEF	TOT	AST	PF	DQ	STL	TO	BLK	PTS	AVG	HI
1968-69	28	192	34	89	.382	-	-	-	8	11	.727	-	-	58	11	31	0	-	-	76	2.7	-

ALEX CARUSO - 6-5, 186 - TEXAS A&M

FEBRUARY 28, 1994

REGULAR SEASON

	G	MIN	FG	FGA	PCT	3P	3A	PCT	FT	FTA	PCT	OFF	DEF	TOT	AST	PF	DQ	STL	TO	BLK	PTS	AVG	HI
2017-18	37	562	50	116	.431	13	43	.302	21	30	.700	15	50	65	75	52	0	23	42	10	134	3.6	15
2018-19	25	531	77	173	.445	24	50	.480	51	64	.797	20	47	67	77	54	0	24	42	9	229	9.2	32
2019-20	64	1175	120	291	.412	40	120	.333	69	94	.734	17	106	123	124	98	1	70	53	18	349	5.5	16
2020-21	58	1216	133	305	.436	55	137	.401	49	76	.645	31	139	170	160	108	0	64	76	15	370	6.4	18
TOT	184	3484	380	885	.429	132	350	.377	190	264	.720	83	342	425	436	312	1	181	213	52	1082	5.9	-

PLAYOFFS

	G	MIN	FG	FGA	PCT	3P	3A	PCT	FT	FTA	PCT	OFF	DEF	TOT	AST	PF	DQ	STL	TO	BLK	PTS	AVG	HI
2019-20	21	510	48	113	.425	17	61	.279	24	30	.800	15	33	48	59	55	0	23	31	12	137	6.5	16
2020-21	6	121	14	38	.368	5	17	.294	2	2	1.000	2	6	8	3	12	0	1	7	4	35	5.8	10
TOT	27	631	62	151	.411	22	78	.282	26	32	.813	17	39	56	62	67	0	24	38	16	172	6.4	-

CEDRIC CEBALLOS - 6-7, 225 - CAL STATE FULLERTON

AUGUST 2, 1969

REGULAR SEASON

	G	MIN	FG	FGA	PCT	3P	3A	PCT	FT	FTA	PCT	OFF	DEF	TOT	AST	PF	DQ	STL	TO	BLK	PTS	AVG	HI
1994-95	58	2029	497	977	.509	58	146	.397	209	292	.716	169	295	464	105	131	1	60	143	19	1261	21.7	50
1995-96	78	2628	638	1203	.530	51	184	.277	329	409	.804	215	321	536	119	144	0	94	167	22	1656	21.2	38
1996-97	8	279	34	83	.410	5	21	.238	13	15	.867	11	42	53	15	19	0	5	17	6	86	10.8	22
TOT	144	4936	1169	2263	.517	114	351	.325	551	716	.770	395	658	1053	239	294	1	159	327	47	3003	20.9	-

PLAYOFFS

	G	MIN	FG	FGA	PCT	3P	3A	PCT	FT	FTA	PCT	OFF	DEF	TOT	AST	PF	DQ	STL	TO	BLK	PTS	AVG	HI
1994-95	10	340	48	126	.381	18	50	.360	28	38	.737	11	50	61	18	21	-	12	21	7	142	14.2	22
1995-96	4	142	30	62	.484	5	16	.313	11	12	.917	11	22	33	5	9	-	4	8	1	76	19.0	-
TOT	14	482	78	188	.415	23	66	.348	39	50	.780	22	72	94	23	30	-	16	29	8	218	15.6	-

JOHN CELESTAND - 6-3, 175 - VILLANOVA

MARCH 6, 1977

REGULAR SEASON

	G	MIN	FG	FGA	PCT	3P	3A	PCT	FT	FTA	PCT	OFF	DEF	TOT	AST	PF	DQ	STL	TO	BLK	PTS	AVG	HI
1999-00	16	185	15	45	.333	2	9	.222	5	6	.833	1	10	11	20	22	0	7	16	0	37	2.3	8

WILT CHAMBERLAIN - 7-1, 275 - KANSAS

AUGUST 21, 1936

REGULAR SEASON

G	MIN	FG	FGA	PCT	3P	3A	PCT	FT	FTA	PCT	OFF	DEF	TOT	AST	PF	DQ	STL	TO	BLK	PTS	AVG	HI
1968-69	81	3669	641	1099	.583	-	-	-	382	857	.446	-	-	1712	366	142	0	-	-	1664	20.5	-
1969-70	12	505	129	227	.568	-	-	-	70	157	.446	-	-	221	49	31	0	-	-	328	27.3	-
1970-71	82	3630	668	1226	.545	-	-	-	360	669	.538	-	-	1493	352	174	0	-	-	1696	20.7	-
1971-72	82	3469	496	764	.649	-	-	-	221	524	.422	-	-	1572	329	196	0	-	-	1213	14.8	-
1972-73	82	3542	426	586	.727	-	-	-	232	455	.510	-	-	1526	365	191	0	-	-	1084	13.2	-
TOT	339	14815	2360	3902	.605	-	-	-	1265	2662	.475	-	-	6524	1461	734	0	-	-	5985	17.7	-

PLAYOFFS

G	MIN	FG	FGA	PCT	3P	3A	PCT	FT	FTA	PCT	OFF	DEF	TOT	AST	PF	DQ	STL	TO	BLK	PTS	AVG	HI
1968-69	18	832	96	176	.545	-	-	-	58	148	.392	-	-	444	46	56	-	-	-	250	13.9	-
1969-70	18	851	158	288	.549	-	-	-	82	202	.406	-	-	399	81	42	-	-	-	398	22.1	-
1970-71	12	554	85	187	.455	-	-	-	50	97	.515	-	-	242	53	33	-	-	-	220	18.3	-
1971-72	15	703	80	142	.563	-	-	-	60	122	.492	-	-	315	49	47	-	-	-	220	14.7	-
1972-73	17	801	64	116	.552	-	-	-	49	98	.500	-	-	383	60	48	-	-	-	177	10.4	-
TOT	80	3741	483	909	.531	-	-	-	299	667	.448	-	-	1783	289	226	-	-	-	1265	15.8	-

JERRY CHAMBERS - 6-5, 185 - UTAH

JULY 18, 1943

REGULAR SEASON

G	MIN	FG	FGA	PCT	3P	3A	PCT	FT	FTA	PCT	OFF	DEF	TOT	AST	PF	DQ	STL	TO	BLK	PTS	AVG	HI
1966-67	68	1015	224	496	.452	-	-	-	68	93	.731	-	-	208	44	143	0	-	-	516	7.6	-

PLAYOFFS

G	MIN	FG	FGA	PCT	3P	3A	PCT	FT	FTA	PCT	OFF	DEF	TOT	AST	PF	DQ	STL	TO	BLK	PTS	AVG	HI
1966-67	3	44	12	23	.522	-	-	-	7	7	1.000	-	-	8	1	7	-	-	-	31	10.3	-

TYSON CHANDLER - 7-1, 240 - DOMINGUEZ HS (CA)

OCTOBER 2, 1982

REGULAR SEASON

	G	MIN	FG	FGA	PCT	3P	3A	PCT	FT	FTA	PCT	OFF	DEF	TOT	AST	PF	DQ	STL	TO	BLK	PTS	AVG	HI
2018-19	48	786	53	87	.609	0	1	.000	41	69	.594	85	183	268	31	89	0	19	35	22	147	3.1	13

ALL-TIME ROSTER WITH STATISTICS

DON CHANEY - 6-5, 210 - HOUSTON

MARCH 22, 1946

REGULAR SEASON

	G	MIN	FG	FGA	PCT	3P	3A	PCT	FT	FTA	PCT	OFF	DEF	TOT	AST	PF	DQ	STL	TO	BLK	PTS	AVG	HI
1976-77	81	2408	213	522	.408	-	-	-	70	94	.745	120	210	330	308	224	4	140	-	33	496	6.1	16
1977-78	9	133	13	36	.361	-	-	-	5	6	.833	4	7	11	17	14	0	8	11	3	31	3.4	11
TOT	90	2541	226	558	.405	-	-	-	75	100	.750	124	217	341	325	238	4	148	11	36	527	5.9	-

PLAYOFFS

	G	MIN	FG	FGA	PCT	3P	3A	PCT	FT	FTA	PCT	OFF	DEF	TOT	AST	PF	DQ	STL	TO	BLK	PTS	AVG	HI
1976-77	11	412	36	96	.375	-	-	-	16	22	.727	-	-	52	48	32	-	21	-	2	88	8.0	-

JIM CHONES - 6-11, 220 - MARQUETTE

NOVEMBER 30, 1949

REGULAR SEASON

	G	MIN	FG	FGA	PCT	3P	3A	PCT	FT	FTA	PCT	OFF	DEF	TOT	AST	PF	DQ	STL	TO	BLK	PTS	AVG	HI
1979-80	82	2394	372	760	.489	0	2	.000	125	169	.740	143	421	564	151	271	5	56	175	65	869	10.6	23
1980-81	82	2562	378	751	.503	0	4	.000	126	193	.653	180	477	657	153	324	4	39	159	96	882	10.8	23
TOT	164	4956	750	1511	.496	0	6	.000	251	362	.693	323	898	1221	304	595	9	95	334	161	1751	10.7	-

PLAYOFFS

	G	MIN	FG	FGA	PCT	3P	3A	PCT	FT	FTA	PCT	OFF	DEF	TOT	AST	PF	DQ	STL	TO	BLK	PTS	AVG	HI
1979-80	16	439	48	118	.407	-	-	-	23	34	.676	32	72	104	28	60	-	8	32	6	119	7.4	-
1980-81	3	67	10	17	.588	-	-	-	4	8	.500	6	11	17	1	9	-	1	3	4	24	8.0	-
TOT	19	506	58	135	.430	-	-	-	27	42	.643	38	83	121	29	69	-	9	35	10	143	7.5	-

DOUG CHRISTIE - 6-6, 205 - PEPPERDINE

MAY 9, 1970

REGULAR SEASON

	G	MIN	FG	FGA	PCT	3P	3A	PCT	FT	FTA	PCT	OFF	DEF	TOT	AST	PF	DQ	STL	TO	BLK	PTS	AVG	HI
1992-93	23	332	45	106	.425	2	12	.167	50	66	.758	24	27	51	53	53	0	22	50	5	142	6.2	17
1993-94	65	1515	244	562	.434	39	119	.328	145	208	.697	93	142	235	136	186	2	89	140	28	672	10.3	33
TOT	88	1847	289	668	.433	41	131	.313	195	274	.712	117	169	286	189	239	2	111	190	33	814	9.3	-

PLAYOFFS

	G	MIN	FG	FGA	PCT	3P	3A	PCT	FT	FTA	PCT	OFF	DEF	TOT	AST	PF	DQ	STL	TO	BLK	PTS	AVG	HI
1992-93	5	39	4	11	.364	1	3	.333	0	0	-	1	3	4	6	5	-	2	4	2	9	1.8	-

ARCHIE CLARK - 6-2, 175 - MINNESOTA

JULY 15, 1941

REGULAR SEASON

	G	MIN	FG	FGA	PCT	3P	3A	PCT	FT	FTA	PCT	OFF	DEF	TOT	AST	PF	DQ	STL	TO	BLK	PTS	AVG	HI
1966-67	76	1763	331	732	.452	-	-	-	136	192	.708	-	-	218	205	193	1	-	-	-	798	10.5	-
1967-68	81	3039	628	1309	.480	-	-	-	356	481	.740	-	-	342	353	235	3	-	-	-	1612	19.9	-
TOT	157	4802	959	2041	.470	-	-	-	492	673	.731	-	-	560	558	428	4	-	-	-	2410	15.4	-

PLAYOFFS

	G	MIN	FG	FGA	PCT	3P	3A	PCT	FT	FTA	PCT	OFF	DEF	TOT	AST	PF	DQ	STL	TO	BLK	PTS	AVG	HI
1966-67	3	125	32	62	.516	-	-	-	13	17	.765	-	-	13	15	11	-	-	-	-	77	25.7	-
1967-68	15	528	88	206	.427	-	-	-	53	69	.768	-	-	47	60	42	-	-	-	-	229	15.3	-
TOT	18	653	120	268	.448	-	-	-	66	86	.767	-	-	60	75	53	-	-	-	-	306	17.0	-

EARL CLARK - 6-10, 225 - LOUISVILLE

JANUARY 17, 1988

REGULAR SEASON

	G	MIN	FG	FGA	PCT	3P	3A	PCT	FT	FTA	PCT	OFF	DEF	TOT	AST	PF	DQ	STL	TO	BLK	PTS	AVG	HI
2012-13	59	1363	170	386	.440	35	104	.337	53	76	.697	82	243	325	65	102	0	36	62	44	428	7.3	22

PLAYOFFS

	G	MIN	FG	FGA	PCT	3P	3A	PCT	FT	FTA	PCT	OFF	DEF	TOT	AST	PF	DQ	STL	TO	BLK	PTS	AVG	HI
2012-13	4	82	7	19	.368	0	4	.000	0	0	-	2	10	12	1	4	0	1	6	1	14	3.5	-

JORDAN CLARKSON - 6-5, 194 - MISSOURI

JUNE 7, 1992

REGULAR SEASON

	G	MIN	FG	FGA	PCT	3P	3A	PCT	FT	FTA	PCT	OFF	DEF	TOT	AST	PF	DQ	STL	TO	BLK	PTS	AVG	HI
2014-15	59	1476	267	594	.448	38	121	.314	131	158	.829	56	135	191	206	109	1	51	96	12	703	11.9	30
2015-16	79	2552	475	1098	.433	111	320	.347	144	204	.804	93	220	313	192	168	1	88	135	7	1225	15.5	30
2016-17	82	2397	477	1071	.445	117	356	.329	134	168	.798	49	197	246	213	150	0	89	164	8	1205	14.7	35
2017-18	53	1256	299	667	.448	68	210	.324	105	132	.795	44	115	159	173	63	0	39	95	3	771	14.5	33
TOT	273	7681	1518	3432	.442	334	1007	.332	534	662	.807	242	667	909	784	490	2	266	490	30	3904	14.3	-

JIM CLEAMONS - 6-3 1/2, 185 - OHIO STATE

SEPTEMBER 13, 1949

REGULAR SEASON

	G	MIN	FG	FGA	PCT	3P	3A	PCT	FT	FTA	PCT	OFF	DEF	TOT	AST	PF	DQ	STL	TO	BLK	PTS	AVG	HI
1971-72	38	201	35	100	.350	-	-	-	28	36	.778	-	-	39	35	21	0	-	-	-	98	2.6	-

PLAYOFFS

	G	MIN	FG	FGA	PCT	3P	3A	PCT	FT	FTA	PCT	OFF	DEF	TOT	AST	PF	DQ	STL	TO	BLK	PTS	AVG	HI
1971-72	6	17	4	7	.571	-	-	-	0	0	-	-	4	4	3	-	-	-	-	8	1.3	-	-

DARREN COLLISON - 6-0, 175 - UCLA

AUGUST 23, 1987

REGULAR SEASON

	G	MIN	FG	FGA	PCT	3P	3A	PCT	FT	FTA	PCT	OFF	DEF	TOT	AST	PF	DQ	STL	TO	BLK	PTS	AVG	HI
2021-22	3	37	2	7	.286	0	3	.000	0	0	---	0	4	4	2	5	0	1	1	0	4	1.3	2

LESTER CONNER - 6-4, 185 - OREGON STATE

SEPTEMBER 17, 1959

REGULAR SEASON

	G	MIN	FG	FGA	PCT	3P	3A	PCT	FT	FTA	PCT	OFF	DEF	TOT	AST	PF	DQ	STL	TO	BLK	PTS	AVG	HI
1994-95	2	5	0	0	-	0	0	-	2	2	1.000	0	0	0	0	3	0	1	0	0	2	1.0	2

ALL-TIME ROSTER WITH STATISTICS

BRIAN COOK - 6-9, 258 - ILLINOIS

DECEMBER 4, 1980

REGULAR SEASON																			
G	MIN	FG	FGA	PCT	3P	3A	PCT	FT	FTA	PCT	OFF	DEF	TOT	AST	PF	DQ	STL	TO	BLK
2003-04	35	442	67	141	.475	0	5	.000	21	28	.750	31	70	101	20	64	0	16	17
2004-05	72	1087	176	422	.417	78	199	.392	28	37	.757	63	153	216	35	139	3	23	29
2005-06	81	1535	261	511	.511	36	84	.429	84	101	.832	88	186	274	74	205	3	37	61
2006-07	65	1018	185	408	.453	46	115	.400	34	47	.723	61	154	215	65	134	3	25	51
2007-08	6	70	6	21	.190	2	10	.200	4	4	1.000	6	6	10	3	6	0	2	4
TOT	259	4152	693	1503	.461	162	413	.392	171	217	.788	247	569	816	197	548	9	103	162

PLAYOFFS																			
G	MIN	FG	FGA	PCT	3P	3A	PCT	FT	FTA	PCT	OFF	DEF	TOT	AST	PF	DQ	STL	TO	BLK
2003-04	13	45	5	15	.333	0	0	-	2	2	1.000	3	9	12	1	7	-	1	3
2005-06	7	78	18	46	.391	4	11	.364	4	4	1.000	11	11	22	8	15	-	1	3
2006-07	5	51	6	18	.333	3	7	.429	3	3	1.000	2	4	6	0	13	-	0	2
TOT	25	174	29	79	.367	7	18	.389	9	9	1.000	16	24	40	9	35	-	2	8

QUINN COOK - 6-1, 179 - DUKE

MARCH 23, 1993

REGULAR SEASON																			
G	MIN	FG	FGA	PCT	3P	3A	PCT	FT	FTA	PCT	OFF	DEF	TOT	AST	PF	DQ	STL	TO	BLK
2019-20	44	508	91	214	.425	31	85	.365	11	14	.786	11	40	51	49	27	0	12	33
2020-21	16	62	12	26	.462	5	13	.385	4	5	.800	0	5	5	2	0	1	3	1
TOT	60	570	103	240	.429	36	98	.367	15	19	.789	11	45	56	54	29	0	13	36

PLAYOFFS																			
G	MIN	FG	FGA	PCT	3P	3A	PCT	FT	FTA	PCT	OFF	DEF	TOT	AST	PF	DQ	STL	TO	BLK
2019-20	6	24	5	10	.500	2	4	.500	1	1	1.000	0	1	1	5	1	0	0	1

DUANE COOPER - 6-1, 185 - USC

JUNE 25, 1969

REGULAR SEASON																			
G	MIN	FG	FGA	PCT	3P	3A	PCT	FT	FTA	PCT	OFF	DEF	TOT	AST	PF	DQ	STL	TO	BLK
1992-93	65	645	62	158	.392	7	30	.233	25	35	.714	13	37	50	150	66	0	18	69

PLAYOFFS																			
G	MIN	FG	FGA	PCT	3P	3A	PCT	FT	FTA	PCT	OFF	DEF	TOT	AST	PF	DQ	STL	TO	BLK
1992-93	2	4	0	6	.000	0	3	-	0	0	2	0	2	1	0	0	0	0	0

JOE COOPER - 6-10, 230 - COLORADO

JUNE 25, 1969

REGULAR SEASON																			
G	MIN	FG	FGA	PCT	3P	3A	PCT	FT	FTA	PCT	OFF	DEF	TOT	AST	PF	DQ	STL	TO	BLK
1982-83	2	11	1	4	.250	0	0	-	0	0	2	0	2	0	1	0	1	3	1

MICHAEL COOPER - 6-7, 170 - NEW MEXICO

APRIL 15, 1956

REGULAR SEASON																			
G	MIN	FG	FGA	PCT	3P	3A	PCT	FT	FTA	PCT	OFF	DEF	TOT	AST	PF	DQ	STL	TO	BLK
1978-79	3	7	3	6	.500	-	-	0	0	-	0	0	0	0	1	0	1	1	0
1979-80	82	1973	303	578	.524	5	20	.250	111	143	.776	101	128	229	221	215	3	86	142
1980-81	81	2625	321	654	.491	4	19	.211	117	149	.785	121	215	336	332	249	4	133	164
1981-82	76	2197	383	741	.517	2	17	.118	139	171	.813	84	185	269	230	216	1	120	151
1982-83	82	2148	266	497	.535	5	21	.238	102	130	.785	82	192	274	315	208	0	115	128
1983-84	82	2387	273	549	.497	38	121	.314	155	185	.838	53	209	262	482	267	3	113	148
1984-85	82	2189	276	593	.465	35	123	.285	115	133	.865	56	199	255	429	208	0	93	156
1985-86	82	2269	274	606	.452	63	163	.387	147	170	.865	44	200	244	466	238	2	89	151
1986-87	82	2253	322	736	.438	89	231	.385	126	148	.851	58	196	254	373	199	1	78	102
1987-88	61	1793	189	482	.392	57	178	.320	97	113	.858	50	178	228	289	136	1	66	101
1988-89	80	1943	213	494	.431	80	210	.381	81	93	.871	33	158	191	314	186	0	72	94
1989-90	80	1851	191	493	.387	50	157	.318	83	94	.883	59	168	227	215	206	1	67	91
TOT	873	23635	3014	6429	.469	428	1260	.340	1273	1529	.833	741	2028	2769	3666	2329	16	1033	1429

PLAYOFFS																			
G	MIN	FG	FGA	PCT	3P	3A	PCT	FT	FTA	PCT	OFF	DEF	TOT	AST	PF	DQ	STL	TO	BLK
1979-80	16	444	57	140	.407	0	2	.000	31	36	.861	28	31	59	58	54	-	24	29
1980-81	3	102	11	20	.550	0	3	.000	10	14	.714	2	8	10	7	7	-	6	7
1981-82	14	383	70	124	.565	1	2	.500	25	34	.735	19	42	61	62	47	-	24	29
1982-83	15	271	53	114	.465	1	7	.143	34	41	.829	12	47	59	44	54	-	26	19
1983-84	21	723	88	191	.461	12	36	.333	50	62	.806	20	62	82	119	80	-	24	29
1984-85	19	501	71	126	.563	8	26	.308	48	52	.923	12	64	76	93	46	-	21	36
1985-86	14	421	54	115	.470	19	41	.463	9	11	.818	16	30	46	68	24	-	18	21
1986-87	18	522	77	159	.484	34	70	.486	46	54	.852	8	51	59	90	46	-	25	37
1987-88	24	588	54	131	.412	25	62	.403	20	27	.741	15	43	58	66	57	-	19	21
1988-89	15	414	37	89	.416	21	55	.382	20	24	.833	9	31	40	71	38	-	9	17
1989-90	9	173	10	35	.286	3	12	.250	0	0	-	11	13	24	25	21	-	7	7
TOT	168	4562	582	1244	.468	124	316	.392	293	355	.825	152	422	574	703	474	-	203	252

ALL-TIME ROSTER WITH STATISTICS

MEL COUNTS - 7-0, 230 - OREGON STATE

OCTOBER 16, 1941

REGULAR SEASON

	G	MIN	FG	FGA	PCT	3P	3A	PCT	FT	FTA	PCT	OFF	DEF	TOT	AST	PF	DQ	STL	TO	BLK	PTS	AVG	HI
1966-67	31	517	112	252	.444	-	-	-	40	54	.741	-	-	189	22	102	4	-	-	-	264	8.5	-
1967-68	82	1739	384	808	.475	-	-	-	190	254	.748	-	-	732	139	309	6	-	-	-	958	11.7	-
1968-69	77	1866	390	867	.450	-	-	-	178	221	.805	-	-	600	109	223	5	-	-	-	958	12.4	-
1969-70	81	2193	434	1017	.427	-	-	-	156	201	.776	-	-	683	160	304	7	-	-	-	1024	12.6	-
1972-73	59	611	127	278	.457	-	-	-	39	58	.672	-	-	237	62	98	1	-	-	-	293	5.0	-
1973-74	45	499	61	167	.365	-	-	-	24	33	.727	56	90	146	54	85	2	20	-	23	146	3.2	16
TOT	334	7425	1508	3389	.445	-	-	-	627	821	.764	56	90	2587	546	1121	25	20	-	23	3643	10.9	-

PLAYOFFS

	G	MIN	FG	FGA	PCT	3P	3A	PCT	FT	FTA	PCT	OFF	DEF	TOT	AST	PF	DQ	STL	TO	BLK	PTS	AVG	HI
1966-67	3	29	5	19	.263	-	-	-	4	4	1.000	-	-	8	0	6	-	-	-	-	14	4.7	-
1967-68	15	306	54	101	.535	-	-	-	21	31	.677	-	-	133	24	52	-	-	-	-	129	8.6	-
1968-69	18	442	74	192	.385	-	-	-	54	71	.761	-	-	143	26	67	-	-	-	-	202	11.2	-
1969-70	14	212	37	88	.420	-	-	-	11	13	.846	-	-	74	16	48	-	-	-	-	85	6.1	-
1972-73	17	327	61	133	.459	-	-	-	32	41	.780	-	-	104	28	51	-	-	-	-	154	9.1	-
1973-74	4	34	6	12	.500	-	-	-	0	0	-	2	4	6	2	3	-	-	-	-	12	3.0	-
TOT	71	1350	237	545	.435	-	-	-	122	160	.763	2	4	468	96	227	-	-	-	-	596	8.4	-

FREDDIE CRAWFORD - 6-4, 195 - ST. BONAVENTURE

DECEMBER 23, 1940

REGULAR SEASON

	G	MIN	FG	FGA	PCT	3P	3A	PCT	FT	FTA	PCT	OFF	DEF	TOT	AST	PF	DQ	STL	TO	BLK	PTS	AVG	HI
1967-68	38	756	159	330	.482	-	-	-	74	120	.617	-	-	112	95	104	1	-	-	-	392	10.3	-
1968-69	81	1690	211	454	.465	-	-	-	83	154	.539	-	-	215	154	224	1	-	-	-	505	6.2	-
TOT	119	2446	370	784	.472	-	-	-	157	274	.573	-	-	327	249	328	2	-	-	-	897	7.5	-

PLAYOFFS

	G	MIN	FG	FGA	PCT	3P	3A	PCT	FT	FTA	PCT	OFF	DEF	TOT	AST	PF	DQ	STL	TO	BLK	PTS	AVG	HI
1967-68	15	257	36	83	.434	-	-	-	19	35	.543	-	-	35	16	41	-	-	-	-	91	6.1	-
1968-69	5	20	2	4	.500	-	-	-	0	1	.000	-	-	3	3	4	-	-	-	-	4	0.8	-
TOT	20	277	38	87	.437	-	-	-	19	36	.528	-	-	38	19	45	-	-	-	-	95	4.8	-

JOE CRISPIN - 6-0, 185 - PENN STATE

JULY 18, 1979

REGULAR SEASON

	G	MIN	FG	FGA	PCT	3P	3A	PCT	FT	FTA	PCT	OFF	DEF	TOT	AST	PF	DQ	STL	TO	BLK	PTS	AVG	HI
2001-02	6	27	3	12	.250	0	4	.000	4	5	.800	0	1	1	2	2	0	1	1	0	10	1.7	5

JAVARIS CRITTENDON - 6-5, 200 - GEORGIA TECH

DECEMBER 31, 1987

REGULAR SEASON

	G	MIN	FG	FGA	PCT	3P	3A	PCT	FT	FTA	PCT	OFF	DEF	TOT	AST	PF	DQ	STL	TO	BLK	PTS	AVG	HI
2007-08	22	171	26	53	.491	1	3	.333	19	28	.679	7	14	21	18	12	0	7	22	0	72	3.3	19

LLOYD DANIELS - 6-7, 205 - MT. SAN ANTONIO

SEPTEMBER 4, 1967

REGULAR SEASON

	G	MIN	FG	FGA	PCT	3P	3A	PCT	FT	FTA	PCT	OFF	DEF	TOT	AST	PF	DQ	STL	TO	BLK	PTS	AVG	HI
1994-95	25	541	71	182	.390	23	86	.267	20	25	.800	27	29	56	36	40	0	20	23	10	185	7.4	22

TROY DANIELS - 6-4, 205 - VIRGINIA COMMONWEALTH

JULY 15, 1991

REGULAR SEASON

	G	MIN	FG	FGA	PCT	3P	3A	PCT	FT	FTA	PCT	OFF	DEF	TOT	AST	PF	DQ	STL	TO	BLK	PTS	AVG	HI
2019-20	41	456	62	158	.392	40	112	.357	10	16	.625	12	34	46	14	30	0	8	9	3	174	4.2	17

ADRIAN DANTLEY - 6-5, 208 - NOTRE DAME

FEBRUARY 28, 1956

REGULAR SEASON

	G	MIN	FG	FGA	PCT	3P	3A	PCT	FT	FTA	PCT	OFF	DEF	TOT	AST	PF	DQ	STL	TO	BLK	PTS	AVG	HI
1977-78	56	1985	377	725	.520	-	-	-	334	417	.801	171	233	404	188	157	1	70	161	7	1088	19.4	37
1978-79	60	1775	374	733	.510	-	-	-	292	342	.854	131	211	342	138	162	0	63	155	12	1040	17.3	40
TOT	116	3760	751	1458	.515	-	-	-	626	759	.825	302	444	746	326	319	1	133	316	19	2128	18.3	-

PLAYOFFS

	G	MIN	FG	FGA	PCT	3P	3A	PCT	FT	FTA	PCT	OFF	DEF	TOT	AST	PF	DQ	STL	TO	BLK	PTS	AVG	HI
1977-78	3	104	20	35	.571	-	-	-	11	17	.647	9	16	25	11	9	-	5	6	3	51	17.0	-
1978-79	8	236	50	89	.562	-	-	-	41	52	.788	10	23	33	11	24	-	6	19	1	141	17.6	-
TOT	11	340	70	124	.565	-	-	-	52	69	.754	19	39	58	22	33	-	11	25	4	192	17.5	-

ANTHONY DAVIS - 6-10, 253 - KENTUCKY

MARCH 11, 1993

REGULAR SEASON

	G	MIN	FG	FGA	PCT	3P	3A	PCT	FT	FTA	PCT	OFF	DEF	TOT	AST	PF	DQ	STL	TO	BLK	PTS	AVG	HI
2019-20	62	2131	551	1096	.503	72	218	.330	444	525	.846	142	435	577	200	156	0	91	154	143	1618	26.1	50
2020-21	36	1162	301	613	.491	26	100	.260	158	214	.738	62	224	286	110	60	0	45	74	59	786	21.8	42
2021-22	40	1404	370	695	.532	13	70	.186	174	244	.713	106	288	394	122	97	0	49	82	90	927	23.2	35
TOT	138	4697	1222	2404	.508	111	388	.286	776	983	.789	310	947	1257	432	313	0	185	310	292	3331	24.1	-

PLAYOFFS

	G	MIN	FG	FGA	PCT	3P	3A	PCT	FT	FTA	PCT	OFF	DEF	TOT	AST	PF	DQ	STL	TO	BLK	PTS	AVG	HI
2019-20	21	769	205	359	.571	23	60	.383	149	179	.832	55	149	204	73	56	0	26	53	30	582	27.7	43
2020-21	5	144	25	62	.403	2	11	.182	35	42	.833	7	26	33	13	9	0	3	6	8	87	17.4	34
TOT	26	913	230	421	.546	25	71	.352	184	221	.833	62	175	237	86	65	0	29	59	38	669	25.7	-

ALL-TIME ROSTER WITH STATISTICS

BRAD DAVIS - 6-3, 180 - MARYLAND

DECEMBER 17, 1955

REGULAR SEASON

	G	MIN	FG	FGA	PCT	3P	3A	PCT	FT	FTA	PCT	OFF	DEF	TOT	AST	PF	DQ	STL	TO	BLK	PTS	AVG	HI
1977-78	33	334	30	72	.417	-	-	-	22	29	.759	4	31	35	83	39	1	15	35	2	82	2.5	10
1978-79	5	65	8	11	.727	-	-	-	3	4	.750	0	1	1	9	10	0	2	6	0	19	3.8	9
TOT	38	399	38	83	.458	-	-	-	25	33	.758	4	32	36	92	49	1	17	41	2	101	2.7	-

ED DAVIS - 6-10, 240 - NORTH CAROLINA

JUNE 5, 1989

REGULAR SEASON

	G	MIN	FG	FGA	PCT	3P	3A	PCT	FT	FTA	PCT	OFF	DEF	TOT	AST	PF	DQ	STL	TO	BLK	PTS	AVG	HI
2014-15	79	1840	282	469	.601	0	0	-	92	189	.487	230	370	600	94	202	4	49	58	98	656	8.3	20

LUOL DENG - 6-9, 220 - DUKE

APRIL 16, 1985

REGULAR SEASON

	G	MIN	FG	FGA	PCT	3P	3A	PCT	FT	FTA	PCT	OFF	DEF	TOT	AST	PF	DQ	STL	TO	BLK	PTS	AVG	HI
2015-16	56	1486	164	424	.387	51	165	.309	46	63	.730	63	232	295	74	61	0	48	43	20	425	7.6	22
2017-18	1	13	1	2	.500	0	0	-	0	0	-	0	0	0	1	0	0	1	1	0	2	2.0	2
TOT	57	1499	165	426	.387	51	165	.309	46	63	.730	63	232	295	75	61	0	49	44	20	427	7.5	-

WALTER "CORKY" DEVLIN - 6-5, 195 - GEORGE WASHINGTON

DECEMBER 21, 1931

REGULAR SEASON

	G	MIN	FG	FGA	PCT	3P	3A	PCT	FT	FTA	PCT	OFF	DEF	TOT	AST	PF	DQ	STL	TO	BLK	PTS	AVG	HI
1957-58	70	1248	170	489	.348	-	-	-	133	172	.773	-	-	132	167	104	1	-	-	-	473	6.8	-

ERNIE DIGREGORIO - 6-0, 180 - PROVIDENCE

JANUARY 15, 1951

REGULAR SEASON

	G	MIN	FG	FGA	PCT	3P	3A	PCT	FT	FTA	PCT	OFF	DEF	TOT	AST	PF	DQ	STL	TO	BLK	PTS	AVG	HI
1977-78	25	332	41	100	.410	-	-	-	16	20	.800	5	18	23	71	22	0	6	46	0	98	3.9	11

VLADE DIVAC - 7-1, 260 - SERBIA

FEBRUARY 3, 1968

REGULAR SEASON

	G	MIN	FG	FGA	PCT	3P	3A	PCT	FT	FTA	PCT	OFF	DEF	TOT	AST	PF	DQ	STL	TO	BLK	PTS	AVG	HI
1989-90	82	1611	274	549	.499	0	5	.000	153	216	.708	167	345	512	75	240	2	79	110	114	701	8.5	25
1990-91	82	2310	360	637	.565	5	14	.357	196	279	.703	205	461	666	92	247	3	106	146	127	921	11.2	25
1991-92	36	979	157	317	.495	5	19	.263	86	112	.768	87	160	247	60	114	3	55	88	35	405	11.3	32
1992-93	82	2525	397	819	.485	21	75	.280	235	341	.689	220	509	729	232	311	7	128	214	140	1050	12.8	28
1993-94	79	2685	453	895	.506	9	47	.191	208	303	.686	282	569	851	307	288	5	92	191	112	1123	14.2	33
1994-95	80	2807	485	957	.507	10	53	.189	297	382	.777	261	568	829	329	305	8	109	205	174	1277	16.0	30
1995-96	79	2470	414	807	.513	3	18	.167	189	295	.641	198	481	679	261	274	5	76	199	131	1020	12.9	29
2004-05	15	130	13	31	.419	0	0	-	8	12	.667	18	14	32	19	25	0	4	14	1	34	2.3	8
TOT	535	15517	2553	5012	.509	53	231	.229	1372	1940	.707	1438	3107	4545	1375	1804	33	649	1167	834	6531	12.2	-

PLAYOFFS

	G	MIN	FG	FGA	PCT	3P	3A	PCT	FT	FTA	PCT	OFF	DEF	TOT	AST	PF	DQ	STL	TO	BLK	PTS	AVG	HI
1989-90	9	175	32	44	.727	1	2	.500	17	19	.895	16	32	48	10	27	-	8	13	15	82	9.1	-
1990-91	19	609	97	172	.564	1	6	.167	57	71	.803	49	78	127	21	65	-	27	41	41	252	13.3	-
1991-92	4	143	15	43	.349	0	2	.000	9	10	.900	6	16	22	15	17	-	5	18	3	39	9.8	-
1992-93	5	167	37	74	.500	4	9	.444	12	22	.545	17	30	47	28	22	-	6	11	12	90	18.0	-
1994-95	10	388	57	122	.467	2	9	.222	40	62	.645	34	51	85	31	44	-	8	28	13	156	15.6	-
1995-96	4	115	15	35	.429	1	5	.200	5	8	.625	11	19	30	8	10	-	0	8	5	36	9.0	-
TOT	51	1597	253	490	.516	9	33	.273	140	192	.729	133	226	359	113	185	-	54	119	89	655	12.8	-

SEKOU DOUMBOUYA - 6-8, 230 - LIMOGES CSP

DECEMBER 23, 2000

REGULAR SEASON

	G	MIN	FG	FGA	PCT	3P	3A	PCT	FT	FTA	PCT	OFF	DEF	TOT	AST	PF	DQ	STL	TO	BLK	PTS	AVG	HI
2021-22	2	16	5	8	.625	1	2	.500	3	4	.750	2	4	6	0	1	0	3	2	2	14	7.0	10

LARRY DREW - 6-1 1/2, 175 - MISSOURI

APRIL 2, 1958

REGULAR SEASON

	G	MIN	FG	FGA	PCT	3P	3A	PCT	FT	FTA	PCT	OFF	DEF	TOT	AST	PF	DQ	STL	TO	BLK	PTS	AVG	HI
1989-90	80	1333	170	383	.444	32	81	.395	46	60	.767	12	86	98	217	92	0	47	95	4	418	5.2	15
1990-91	48	496	54	125	.432	14	33	.424	17	22	.773	5	29	34	118	40	0	15	49	1	139	2.9	11
TOT	128	1829	224	508	.441	46	114	.404	63	82	.768	17	115	132	335	132	0	62	144	5	557	4.4	-

PLAYOFFS

	G	MIN	FG	FGA	PCT	3P	3A	PCT	FT	FTA	PCT	OFF	DEF	TOT	AST	PF	DQ	STL	TO	BLK	PTS	AVG	HI
1989-90	7	51	3	8	.375	1	4	.250	5	6	.833	0	2	2	4	9	-	3	4	0	12	1.7	-
1990-91	18	116	14	33	.424	3	11	.273	4	6	.667	0	8	8	21	17	-	0	9	0	35	1.9	-
TOT	25	167	17	41	.415	4	15	.267	9	12	.750	0	10	10	25	26	-	3	13	0	47	1.9	-

ANDRE DRUMMOND - 6-10, 279 - CONNECTICUT

AUGUST 10, 1993

REGULAR SEASON

	G	MIN	FG	FGA	PCT	3P	3A	PCT	FT	FTA	PCT	OFF	DEF	TOT	AST	PF	DQ	STL	TO	BLK	PTS	AVG	HI
2020-21	21	520	102	192	.531	0	0	---	46	76	.605	65	149	214	30	80	1	23	43	20	250	11.9	27

PLAYOFFS

	G	MIN	FG	FGA	PCT	3P	3A	PCT	FT	FTA	PCT	OFF	DEF	TOT	AST	PF	DQ	STL	TO	BLK	PTS	AVG	HI
2020-21	5	105	19	32	.594	0	0	---	7	10	.700	19	36	55	0	12	0	4	11	3	45	9.0	15

ALL-TIME ROSTER WITH STATISTICS

JARED DUDLEY - 6-6, 237 - BOSTON COLLEGE

JULY 10, 1985

REGULAR SEASON

	G	MIN	FG	FGA	PCT	3P	3A	PCT	FT	FTA	PCT	OFF	DEF	TOT	AST	PF	DQ	STL	TO	BLK	PTS	AVG	HI
2019-20	45	364	24	60	.400	18	42	.429	2	2	1.000	6	46	52	28	41	0	15	8	3	68	1.5	9
2020-21	12	81	2	9	.222	2	6	.333	0	0	---	4	17	21	5	7	0	1	2	1	6	0.5	3
TOT	98	3293	852	1709	.499	98	318	.308	602	739	.815	204	659	863	310	216	0	136	228	202	2404	24.5	-

PLAYOFFS

	G	MIN	FG	FGA	PCT	3P	3A	PCT	FT	FTA	PCT	OFF	DEF	TOT	AST	PF	DQ	STL	TO	BLK	PTS	AVG	HI
2019-20	9	31	0	4	.000	0	3	.000	0	0	---	0	2	2	0	2	0	4	2	1	0	0.0	-
2020-21	2	5	0	0	---	0	0	---	0	0	---	0	0	0	0	0	0	0	0	0	0.0	-	
TOT	11	36	0	4	.000	0	3	.000	0	0	---	0	2	2	0	2	0	4	2	1	0	0.0	-

CHRIS DUHON - 6-1, 190 - DUKE

AUGUST 31, 1982

REGULAR SEASON

	G	MIN	FG	FGA	PCT	3P	3A	PCT	FT	FTA	PCT	OFF	DEF	TOT	AST	PF	DQ	STL	TO	BLK	PTS	AVG	HI
2012-13	46	820	47	123	.382	33	91	.363	6	13	.462	11	57	68	133	56	0	20	40	1	133	2.9	14

PLAYOFFS

	G	MIN	FG	FGA	PCT	3P	3A	PCT	FT	FTA	PCT	OFF	DEF	TOT	AST	PF	DQ	STL	TO	BLK	PTS	AVG	HI
2012-13	2	68	4	11	.364	3	8	.375	0	0	---	1	2	3	7	4	0	2	5	1	11	5.5	-

WALTER DUKES - 7-0, 220 - SETON HALL

JUNE 23, 1930

REGULAR SEASON

	G	MIN	FG	FGA	PCT	3P	3A	PCT	FT	FTA	PCT	OFF	DEF	TOT	AST	PF	DQ	STL	TO	BLK	PTS	AVG	HI
1956-57	71	1866	228	626	.364	-	-	-	264	383	.689	-	-	794	54	273	10	-	-	-	720	10.1	-

PLAYOFFS

	G	MIN	FG	FGA	PCT	3P	3A	PCT	FT	FTA	PCT	OFF	DEF	TOT	AST	PF	DQ	STL	TO	BLK	PTS	AVG	HI
1956-57	5	177	24	57	.421	-	-	-	20	27	.741	-	-	74	5	26	-	-	-	-	68	13.6	-

JACK DWAN - 6-4, 200 - LOYLOA (CHICAGO)

MAY 3, 1921

REGULAR SEASON

	G	MIN	FG	FGA	PCT	3P	3A	PCT	FT	FTA	PCT	OFF	DEF	TOT	AST	PF	DQ	STL	TO	BLK	PTS	AVG	HI
1948-49	60	-	121	380	.318	-	-	-	34	69	.493	-	-	-	129	157	-	-	-	-	276	4.6	-

PLAYOFFS

	G	MIN	FG	FGA	PCT	3P	3A	PCT	FT	FTA	PCT	OFF	DEF	TOT	AST	PF	DQ	STL	TO	BLK	PTS	AVG	HI
1948-49	10	0	7	29	.241	-	-	-	4	9	.444	-	-	-	9	22	-	-	-	-	18	1.8	-

DEVIN EBANKS - 6-9, 215 - WEST VIRGINIA

OCTOBER 28, 1989

REGULAR SEASON

	G	MIN	FG	FGA	PCT	3P	3A	PCT	FT	FTA	PCT	OFF	DEF	TOT	AST	PF	DQ	STL	TO	BLK	PTS	AVG	HI
2010-11	20	118	21	51	.412	2	5	.400	18	23	.783	15	12	27	2	7	0	4	6	5	62	3.1	9
2011-12	24	396	37	89	.416	0	9	.000	23	35	.657	26	28	54	12	26	0	11	18	6	97	4.0	14
2012-13	19	197	24	73	.329	6	22	.273	11	14	.786	10	31	41	10	23	0	3	11	1	65	3.4	15
TOT	63	710	82	213	.385	8	36	.222	52	72	.722	51	71	122	24	56	0	18	35	12	224	3.6	-

PLAYOFFS

	G	MIN	FG	FGA	PCT	3P	3A	PCT	FT	FTA	PCT	OFF	DEF	TOT	AST	PF	DQ	STL	TO	BLK	PTS	AVG	HI
2011-12	9	126	16	39	.410	0	3	.000	5	8	.625	7	13	20	6	13	0	3	2	7	37	4.1	-

JAMES EDWARDS - 7-0 1/2, 255 - WASHINGTON

NOVEMBER 22, 1955

REGULAR SEASON

	G	MIN	FG	FGA	PCT	3P	3A	PCT	FT	FTA	PCT	OFF	DEF	TOT	AST	PF	DQ	STL	TO	BLK	PTS	AVG	HI
1977-78	25	723	145	316	.459	-	-	-	80	125	.640	44	136	180	29	89	3	16	57	28	370	14.8	32
1992-93	52	617	122	270	.452	0	0	-	84	118	.712	30	70	100	41	122	0	10	51	7	328	6.3	17
1993-94	45	469	78	168	.464	0	0	-	54	79	.684	11	54	65	22	90	0	4	30	3	210	4.7	16
TOT	122	1809	345	754	.458	0	0	-	218	322	.677	85	260	345	92	301	3	30	138	38	908	7.4	-

PLAYOFFS

	G	MIN	FG	FGA	PCT	3P	3A	PCT	FT	FTA	PCT	OFF	DEF	TOT	AST	PF	DQ	STL	TO	BLK	PTS	AVG	HI
1992-93	3	14	3	4	.750	0	0	-	0	0	-	0	2	2	0	2	-	0	1	0	6	2.0	-

JOHN EGAN - 6-0, 180 - PROVIDENCE

JANUARY 31, 1939

REGULAR SEASON

	G	MIN	FG	FGA	PCT	3P	3A	PCT	FT	FTA	PCT	OFF	DEF	TOT	AST	PF	DQ	STL	TO	BLK	PTS	AVG	HI
1968-69	82	1805	246	597	.412	-	-	-	204	240	.850	-	-	147	215	206	1	-	-	-	696	8.5	-
1969-70	72	1627	215	491	.438	-	-	-	99	121	.818	-	-	104	216	171	2	-	-	-	529	7.3	-
TOT	154	3432	461	1088	.424	-	-	-	303	361	.839	-	-	251	431	377	3	-	-	-	1225	8.0	-

PLAYOFFS

	G	MIN	FG	FGA	PCT	3P	3A	PCT	FT	FTA	PCT	OFF	DEF	TOT	AST	PF	DQ	STL	TO	BLK	PTS	AVG	HI
1968-69	18	571	94	217	.433	-	-	-	63	80	.788	-	-	44	70	55	-	-	-	-	251	13.9	-
1969-70	16	162	23	43	.535	-	-	-	10	11	.909	-	-	5	22	20	-	-	-	-	56	3.5	-
TOT	34	733	117	260	.450	-	-	-	73	91	.802	-	-	49	92	75	-	-	-	-	307	9.0	-

RAY ELLEFSON - 6-8, 230 - WEST TEXAS A&M

MAY 3, 1921

REGULAR SEASON

	G	MIN	FG	FGA	PCT	3P	3A	PCT	FT	FTA	PCT	OFF	DEF	TOT	AST	PF	DQ	STL	TO	BLK	PTS	AVG	HI
1948-49	3	-	1	5	.200	-	-	-	0	0	-	-	-	-	0	2	-	-	-	-	2	0.7	-

ALL-TIME ROSTER WITH STATISTICS

WAYNE ELLINGTON - 6-4, 207 - NORTH CAROLINA

NOVEMBER 29, 1987

REGULAR SEASON																							
	G	MIN	FG	FGA	PCT	3P	3A	PCT	FT	FTA	PCT	OFF	DEF	TOT	AST	PF	DQ	STL	TO	BLK	PTS	AVG	HI
2014-15	65	1675	254	617	.412	90	243	.370	52	64	.813	31	179	210	105	77	0	33	50	2	650	10.0	28
2021-22	43	810	98	237	.414	82	211	.389	9	11	.818	10	67	77	30	42	0	23	19	5	287	6.7	18
TOT	108	2485	352	854	.412	172	454	.379	61	75	.813	41	246	287	135	119	0	56	69	7	937	8.7	-

ALEXANDER "BOO" ELLIS - 6-5, 185 - NIAGARA

FEBRUARY 11, 1936

REGULAR SEASON																							
	G	MIN	FG	FGA	PCT	3P	3A	PCT	FT	FTA	PCT	OFF	DEF	TOT	AST	PF	DQ	STL	TO	BLK	PTS	AVG	HI
1958-59	72	1202	163	379	.430	-	-	-	102	144	.708	-	-	380	59	137	0	-	-	-	428	5.9	-
1959-60	46	671	64	185	.346	-	-	-	51	76	.671	-	-	236	27	64	2	-	-	-	179	3.9	-
TOT	118	1873	227	564	.402	-	-	-	153	220	.695	-	-	616	86	201	2	-	-	-	607	5.1	-
PLAYOFFS																							
	G	MIN	FG	FGA	PCT	3P	3A	PCT	FT	FTA	PCT	OFF	DEF	TOT	AST	PF	DQ	STL	TO	BLK	PTS	AVG	HI
1958-59	13	255	35	80	.438	-	-	-	18	31	.581	-	-	93	16	34	-	-	-	-	88	6.8	-
1959-60	3	36	2	10	.200	-	-	-	4	8	.500	-	-	12	2	3	-	-	-	-	8	2.7	-
TOT	16	291	37	90	.411	-	-	-	22	39	.564	-	-	105	18	37	-	-	-	-	96	6.0	-

LEROY ELLIS - 6-11, 210 - ST. JOHN'S

MARCH 10, 1940

REGULAR SEASON																							
	G	MIN	FG	FGA	PCT	3P	3A	PCT	FT	FTA	PCT	OFF	DEF	TOT	AST	PF	DQ	STL	TO	BLK	PTS	AVG	HI
1962-63	80	1628	222	530	.419	-	-	-	133	202	.658	-	-	518	46	194	1	-	-	-	577	7.2	-
1963-64	78	1459	200	473	.423	-	-	-	112	170	.659	-	-	498	41	192	3	-	-	-	512	6.6	-
1964-65	80	2026	311	700	.444	-	-	-	198	284	.697	-	-	652	49	196	1	-	-	-	820	10.3	-
1965-66	80	2219	393	927	.424	-	-	-	186	256	.727	-	-	735	74	232	3	-	-	-	972	12.2	-
1971-72	74	1081	138	300	.460	-	-	-	66	95	.695	-	-	310	46	115	0	-	-	-	342	4.6	-
1972-73	10	156	11	40	.275	-	-	-	4	5	.800	-	-	33	3	13	0	-	-	-	26	2.6	-
TOT	402	8569	1275	2970	.429	-	-	-	699	1012	.691	-	-	2746	259	942	8	-	-	-	3249	8.1	-
PLAYOFFS																							
	G	MIN	FG	FGA	PCT	3P	3A	PCT	FT	FTA	PCT	OFF	DEF	TOT	AST	PF	DQ	STL	TO	BLK	PTS	AVG	HI
1962-63	13	302	27	53	.509	-	-	-	27	33	.818	-	-	85	13	35	-	-	-	-	81	6.2	-
1963-64	5	144	8	27	.296	-	-	-	11	15	.733	-	-	50	4	11	-	-	-	-	27	5.4	-
1964-65	11	405	57	145	.393	-	-	-	44	65	.677	-	-	133	7	37	-	-	-	-	158	14.4	-
1965-66	14	426	56	138	.406	-	-	-	25	39	.641	-	-	133	8	52	-	-	-	-	137	9.8	-
1971-72	13	134	19	41	.463	-	-	-	1	4	.250	-	-	41	10	9	-	-	-	-	39	3.0	-
TOT	56	1411	167	404	.413	-	-	-	108	156	.692	-	-	442	42	144	-	-	-	-	442	7.9	-

TYLER ENNIS - 6-3, 194 - SYRACUSE

AUGUST 24, 1994

REGULAR SEASON																							
	G	MIN	FG	FGA	PCT	3P	3A	PCT	FT	FTA	PCT	OFF	DEF	TOT	AST	PF	DQ	STL	TO	BLK	PTS	AVG	HI
2016-17	22	392	65	144	.451	21	54	.389	19	22	.864	5	21	26	52	29	0	19	21	2	170	7.7	20
2017-18	54	683	94	224	.420	14	56	.250	22	29	.759	19	76	95	105	75	1	30	38	10	224	4.1	22
TOT	76	1075	159	368	.432	35	110	.318	41	51	.804	24	97	121	157	104	1	49	59	12	394	5.2	-

BO ERIAS - 6-3, 220 - NIAGARA

JULY 30, 1932

REGULAR SEASON																							
	G	MIN	FG	FGA	PCT	3P	3A	PCT	FT	FTA	PCT	OFF	DEF	TOT	AST	PF	DQ	STL	TO	BLK	PTS	AVG	HI
1957-58	18	401	59	170	.347	-	-	-	30	47	.638	-	-	83	26	52	1	-	-	-	148	8.2	-

KEITH ERICKSON - 6-5, 195 - UCLA

APRIL 19, 1944

REGULAR SEASON																							
	G	MIN	FG	FGA	PCT	3P	3A	PCT	FT	FTA	PCT	OFF	DEF	TOT	AST	PF	DQ	STL	TO	BLK	PTS	AVG	HI
1968-69	77	1974	264	629	.420	-	-	-	120	175	.686	-	-	308	194	222	6	-	-	-	648	8.4	-
1969-70	68	1755	258	563	.458	-	-	-	91	122	.746	-	-	304	209	175	3	-	-	-	607	8.9	-
1970-71	73	2272	369	783	.471	-	-	-	85	112	.759	-	-	404	223	241	4	-	-	-	823	11.3	-
1971-72	15	262	40	83	.482	-	-	-	6	7	.857	-	-	39	35	26	0	-	-	-	86	5.7	-
1972-73	76	1920	299	696	.460	-	-	-	89	110	.809	-	-	337	242	190	3	-	-	-	687	9.0	-
TOT	309	8183	1230	2754	.447	-	-	-	391	526	.743	-	-	1392	903	854	16	-	-	-	2851	9.2	-
PLAYOFFS																							
	G	MIN	FG	FGA	PCT	3P	3A	PCT	FT	FTA	PCT	OFF	DEF	TOT	AST	PF	DQ	STL	TO	BLK	PTS	AVG	HI
1968-69	18	446	56	142	.394	-	-	-	15	25	.600	-	-	86	40	64	-	-	-	-	127	7.1	-
1969-70	17	553	71	153	.464	-	-	-	27	35	.771	-	-	77	74	44	-	-	-	-	169	9.9	-
1970-71	8	313	54	99	.545	-	-	-	17	22	.773	-	-	45	22	34	-	-	-	-	125	15.6	-
1972-73	17	404	66	147	.449	-	-	-	15	22	.682	-	-	59	30	52	-	-	-	-	147	8.6	-
TOT	60	1716	247	541	.457	-	-	-	74	104	.712	-	-	267	166	194	-	-	-	-	568	9.5	-

MAURICE EVANS - 6-5, 220 - TEXAS

NOVEMBER 8, 1978

REGULAR SEASON																							
	G	MIN	FG	FGA	PCT	3P	3A	PCT	FT	FTA	PCT	OFF	DEF	TOT	AST	PF	DQ	STL	TO	BLK	PTS	AVG	HI
2006-07	76	1732	234	542	.432	48	133	.361	122	155	.787	93	128	221	74	126	0	38	57	14	638	8.4	26
2007-08	7	96	9	28	.321	1	7	.143	12	15	.800	4	5	9	12	10	0	5	0	1	31	4.4	8
TOT	83	1828	243	570	.426	49	140	.350	134	170	.788	97	133	230	86	136	0	43	57	15	669	8.1	-
PLAYOFFS																							
	G	MIN	FG	FGA	PCT	3P	3A	PCT	FT	FTA	PCT	OFF	DEF	TOT	AST	PF	DQ	STL	TO	BLK	PTS	AVG	HI
2006-07	5	82	10	26	.385	5	13	.385	0	0	-	3	5	8	3	4	-	2	0	0	25	5.0	-

ALL-TIME ROSTER WITH STATISTICS

CHRISTIAN ENYGA - 6-5, 210 - DEMOCRATIC REPUBLIC OF THE CONGO

JUNE 22, 1989

REGULAR SEASON

G	MIN	FG	FGA	PCT	3P	3A	PCT	FT	FTA	PCT	OFF	DEF	TOT	AST	PF	DQ	STL	TO	BLK	PTS	AVG	HI
2011-12	1	19	3	6	.500	0	1	.000	2	2	1.000	1	2	1	0	0	0	1	1	8	8.0	8

PLAYOFFS

G	MIN	FG	FGA	PCT	3P	3A	PCT	FT	FTA	PCT	OFF	DEF	TOT	AST	PF	DQ	STL	TO	BLK	PTS	AVG	HI
2011-12	3	9	2	3	.667	0	0	-	0	1	.000	1	1	2	1	3	0	1	1	4	1.3	-

JOHN FAIRCHILD - 6-7 1/2, 205 - BRIGHAM YOUNG

APRIL 28, 1943

REGULAR SEASON

G	MIN	FG	FGA	PCT	3P	3A	PCT	FT	FTA	PCT	OFF	DEF	TOT	AST	PF	DQ	STL	TO	BLK	PTS	AVG	HI
1965-66	30	171	23	89	.258	-	-	-	14	20	.700	-	-	45	11	33	0	-	-	60	2.0	-

JORDAN FARMAR - 6-2, 180 - UCLA

NOVEMBER 30, 1986

REGULAR SEASON

	G	MIN	FG	FGA	PCT	3P	3A	PCT	FT	FTA	PCT	OFF	DEF	TOT	AST	PF	DQ	STL	TO	BLK	PTS	AVG	HI
2006-07	72	1090	124	294	.422	45	137	.328	27	38	.711	22	97	119	137	77	0	44	73	7	320	4.4	17
2007-08	82	1690	291	631	.461	114	307	.371	53	78	.679	39	144	183	225	105	0	77	108	5	749	9.1	24
2008-09	65	1192	161	412	.391	49	146	.336	45	77	.584	22	95	117	155	105	0	57	87	10	416	6.4	18
2009-10	82	1474	224	515	.435	86	229	.376	57	85	.671	14	117	131	127	109	0	52	72	11	591	7.2	24
2013-14	41	912	151	364	.415	70	160	.438	44	59	.746	20	84	104	199	65	0	38	95	8	416	10.1	30
TOT	342	6358	951	2216	.429	364	979	.372	226	337	.671	117	537	654	843	461	0	268	435	41	2492	7.3	-

PLAYOFFS

	G	MIN	FG	FGA	PCT	3P	3A	PCT	FT	FTA	PCT	OFF	DEF	TOT	AST	PF	DQ	STL	TO	BLK	PTS	AVG	HI
2006-07	5	114	12	28	.429	2	10	.200	6	7	.857	1	13	14	8	9	-	6	5	1	32	6.4	-
2007-08	21	360	44	115	.383	17	44	.386	14	16	.875	7	26	33	27	27	-	7	17	4	119	5.7	-
2008-09	20	260	34	87	.391	12	39	.308	14	19	.737	5	23	28	33	16	-	9	18	3	94	4.7	-
2009-10	23	301	38	94	.404	20	50	.400	9	13	.692	1	26	27	32	30	-	17	20	0	105	4.6	-
TOT	69	1036	128	324	.395	51	143	.357	43	55	.782	14	88	102	100	82	-	39	60	8	350	5.1	-

RON FEIEREISEL - 6-3, 185 - DEPAUL

AUGUST 6, 1931

REGULAR SEASON

G	MIN	FG	FGA	PCT	3P	3A	PCT	FT	FTA	PCT	OFF	DEF	TOT	AST	PF	DQ	STL	TO	BLK	PTS	AVG	HI
1955-56	10	59	8	28	.286	-	-	-	14	16	.875	-	-	6	6	9	0	-	-	30	3.0	-

RAY FELIX - 6-11, 220 - LONG ISLAND

DECEMBER 10, 1930

REGULAR SEASON

G	MIN	FG	FGA	PCT	3P	3A	PCT	FT	FTA	PCT	OFF	DEF	TOT	AST	PF	DQ	STL	TO	BLK	PTS	AVG	HI
1959-60	31	696	105	261	.402	-	-	51	79	.646	-	-	258	29	133	-	-	-	-	261	8.4	-
1960-61	78	1510	189	508	.372	-	-	135	193	.699	-	-	539	37	302	12	-	-	-	513	6.6	-
1961-62	80	1478	171	398	.430	-	-	90	130	.692	-	-	473	55	266	6	-	-	-	432	5.4	-
TOT	189	3684	465	1167	.398	-	-	276	402	.687	-	-	1270	121	701	18	-	-	-	1206	6.4	-

PLAYOFFS

G	MIN	FG	FGA	PCT	3P	3A	PCT	FT	FTA	PCT	OFF	DEF	TOT	AST	PF	DQ	STL	TO	BLK	PTS	AVG	HI
1959-60	8	147	17	41	.415	-	-	18	25	.720	-	-	53	9	34	-	-	-	-	52	6.5	-
1960-61	12	339	46	109	.422	-	-	30	39	.769	-	-	125	10	52	-	-	-	-	122	10.2	-
1961-62	13	242	29	59	.492	-	-	26	38	.684	-	-	77	7	39	-	-	-	-	84	6.5	-
TOT	33	728	92	209	.440	-	-	74	102	.725	-	-	255	26	125	-	-	-	-	258	7.8	-

ARNIE FERRIN - 6-4, 180 - UTAH

JULY 29, 1925

REGULAR SEASON

G	MIN	FG	FGA	PCT	3P	3A	PCT	FT	FTA	PCT	OFF	DEF	TOT	AST	PF	DQ	STL	TO	BLK	PTS	AVG	HI
1948-49	47	-	130	378	.344	-	-	85	128	.664	-	-	-	76	142	-	-	-	-	345	7.3	-
1949-50	63	-	132	396	.333	-	-	76	109	.697	-	-	-	95	147	-	-	-	-	340	5.4	-
1950-51	68	-	119	373	.319	-	-	114	164	.695	-	-	271	107	220	8	-	-	-	352	5.2	-
TOT	178	-	381	1147	.332	-	-	275	401	.686	-	-	271	278	509	8	-	-	-	1037	4.0	-

PLAYOFFS

G	MIN	FG	FGA	PCT	3P	3A	PCT	FT	FTA	PCT	OFF	DEF	TOT	AST	PF	DQ	STL	TO	BLK	PTS	AVG	HI
1948-49	10	-	26	77	.338	-	-	30	45	.667	-	-	-	21	41	-	-	-	-	82	8.2	-
1949-50	12	-	33	97	.340	-	-	16	29	.552	-	-	-	30	51	-	-	-	-	82	6.8	-
1950-51	7	-	12	36	.333	-	-	17	18	.944	-	-	33	16	21	-	-	-	-	41	5.9	-
TOT	29	-	71	210	.338	-	-	63	92	.685	-	-	-	67	113	-	-	-	-	205	7.1	-

HENRY FINKEL - 7-0, 240 - DAYTON

APRIL 20, 1942

REGULAR SEASON

G	MIN	FG	FGA	PCT	3P	3A	PCT	FT	FTA	PCT	OFF	DEF	TOT	AST	PF	DQ	STL	TO	BLK	PTS	AVG	HI
1966-67	27	141	17	47	.362	-	-	7	12	.583	-	-	64	5	39	1	-	-	-	41	1.5	-

ALL-TIME ROSTER WITH STATISTICS

DEREK FISHER - 6-1, 210 - ARKANSAS-LITTLE ROCK

AUGUST 9, 1974

REGULAR SEASON																			
G	MIN	FG	FGA	PCT	3P	3A	PCT	FT	FTA	PCT	OFF	DEF	TOT	AST	PF	DQ	STL	TO	BLK
1996-97	80	921	104	.262	.397	22	73	.301	79	120	.658	25	72	97	119	87	0	41	71
1997-98	82	1760	164	.378	.434	31	81	.383	115	152	.757	38	155	193	333	126	1	75	119
1998-99	50	1131	99	.263	.376	38	97	.392	60	79	.759	21	70	91	197	95	0	41	77
1999-00	78	1803	167	.483	.346	52	166	.313	105	145	.724	22	121	143	216	150	1	80	75
2000-01	20	709	77	.187	.412	25	63	.397	50	62	.806	5	54	59	87	50	0	39	29
2001-02	70	1974	274	.666	.411	144	349	.413	94	111	.847	15	131	146	181	121	0	66	62
2002-03	82	2829	339	.775	.437	85	212	.401	100	125	.800	40	199	239	298	115	4	93	94
2003-04	82	1769	203	.576	.352	52	179	.291	122	153	.797	30	122	152	187	195	0	103	79
2007-08	82	2249	339	.777	.436	112	276	.406	166	188	.883	24	146	170	239	188	0	86	90
2008-09	82	2441	292	.688	.424	120	302	.397	110	130	.846	25	163	188	261	187	0	95	72
2009-10	82	2227	212	.558	.380	78	224	.348	113	132	.856	25	145	170	201	202	1	90	78
2010-11	82	2297	206	.529	.389	63	159	.396	83	103	.806	14	138	152	224	192	0	99	70
2011-12	43	1101	92	.240	.383	24	74	.324	44	53	.830	10	82	92	142	85	1	40	58
TOT	915	23211	2568	.6382	.402	846	2255	.375	1241	1553	.799	294	1598	1892	2685	1793	8	968	974
PLAYOFFS																			
G	MIN	FG	FGA	PCT	3P	3A	PCT	FT	FTA	PCT	OFF	DEF	TOT	AST	PF	DQ	STL	TO	BLK
1996-97	6	34	3	.11	.273	0	5	.000	2	3	.667	0	3	3	6	4	-	1	6
1997-98	13	278	27	.68	.397	6	20	.300	18	29	.621	2	23	25	49	33	-	17	15
1998-99	8	238	28	.67	.418	10	29	.345	12	15	.800	6	23	29	29	20	-	8	11
1999-00	21	322	34	.79	.430	12	29	.414	19	25	.760	4	18	22	41	30	-	11	9
2000-01	16	576	77	.159	.484	35	68	.515	26	34	.765	5	56	61	48	44	-	21	12
2001-02	19	649	60	.168	.357	29	81	.358	44	56	.786	10	52	62	52	49	-	19	20
2002-03	12	424	53	.102	.520	29	47	.617	18	22	.818	5	31	36	22	39	-	18	18
2003-04	22	506	60	.148	.405	23	55	.418	23	35	.657	10	46	56	49	47	-	18	19
2007-08	21	663	66	.146	.452	22	50	.440	61	73	.836	2	45	47	52	62	-	43	20
2008-09	22	635	63	.160	.394	19	67	.284	31	36	.861	7	38	45	49	61	-	21	24
2009-10	23	754	82	.183	.448	27	75	.360	46	56	.821	9	49	58	64	83	-	28	36
2010-11	10	325	29	.67	.433	7	17	.412	17	21	.810	1	26	27	36	25	-	14	8
TOT	193	5404	582	1356	.429	219	543	.403	317	405	.783	61	410	471	507	497	-	219	198
PLAYOFFS																			
G	MIN	FG	FGA	PCT	3P	3A	PCT	FT	FTA	PCT	OFF	DEF	TOT	AST	PF	DQ	STL	TO	BLK
1996-97	13	186	226	.655	.345	-	-	-	181	255	.710	-	-	492	139	222	5	-	-
1998-99	72	1132	162	.419	.387	-	-	-	137	190	.721	-	-	281	89	148	1	-	-
1999-00	27	413	59	.141	.418	-	-	-	53	69	.768	-	-	87	38	46	0	-	-
TOT	170	3231	447	1215	.368	-	-	-	371	514	.722	-	-	860	266	416	6	-	-
PLAYOFFS																			
G	MIN	FG	FGA	PCT	3P	3A	PCT	FT	FTA	PCT	OFF	DEF	TOT	AST	PF	DQ	STL	TO	BLK
1998-99	13	178	27	.77	.351	-	-	-	22	25	.880	-	-	39	18	32	-	-	-

ED FLEMING - 6-3, 190 - NIAGARA

JULY 25, 1933

REGULAR SEASON																			
G	MIN	FG	FGA	PCT	3P	3A	PCT	FT	FTA	PCT	OFF	DEF	TOT	AST	PF	DQ	STL	TO	BLK
1957-58	72	1186	226	.655	.345	-	-	-	181	255	.710	-	-	492	139	222	5	-	-
1958-59	71	1632	162	.419	.387	-	-	-	137	190	.721	-	-	281	89	148	1	-	-
1959-60	27	413	59	.141	.418	-	-	-	53	69	.768	-	-	87	38	46	0	-	-
TOT	170	3231	447	1215	.368	-	-	-	371	514	.722	-	-	860	266	416	6	-	-
PLAYOFFS																			
G	MIN	FG	FGA	PCT	3P	3A	PCT	FT	FTA	PCT	OFF	DEF	TOT	AST	PF	DQ	STL	TO	BLK
1958-59	13	178	27	.77	.351	-	-	-	22	25	.880	-	-	39	18	32	-	-	-

DON FORD - 6-8 1/2, 215 - CAL-SANTA BARBARA

DECEMBER 31, 1952

REGULAR SEASON																			
G	MIN	FG	FGA	PCT	3P	3A	PCT	FT	FTA	PCT	OFF	DEF	TOT	AST	PF	DQ	STL	TO	BLK
1975-76	76	1838	311	.710	.438	-	-	-	104	139	.748	118	215	333	111	186	3	50	-
1976-77	82	1782	262	.570	.460	-	-	-	73	102	.716	105	248	353	133	170	0	60	-
1977-78	79	1945	272	.576	.472	-	-	-	68	90	.756	106	247	353	142	210	1	68	-
1978-79	79	1540	228	.450	.507	-	-	-	72	89	.809	83	185	268	101	177	2	51	-
1979-80	52	580	66	.130	.508	0	1	.000	23	28	.821	23	75	98	36	86	0	11	-
TOT	368	7685	1139	2436	.447	0	1	.000	340	448	.756	435	970	1405	523	829	6	240	-
PLAYOFFS																			
G	MIN	FG	FGA	PCT	3P	3A	PCT	FT	FTA	PCT	OFF	DEF	TOT	AST	PF	DQ	STL	TO	BLK
1976-77	11	333	42	.98	.429	-	-	-	27	36	.750	22	36	58	37	28	-	17	-
1977-78	1	10	0	.0	.0	-	-	-	0	0	-	2	3	5	0	2	-	1	-
1978-79	8	138	16	.30	.533	-	-	-	1	3	.333	2	20	22	7	20	-	3	-
TOT	20	481	58	131	.443	-	-	-	28	39	.718	26	59	85	44	50	-	21	-

DONALD FORMAN - 6-1, 175 - NEW YORK UNIVERSITY

JANUARY 17, 1926

REGULAR SEASON																			
G	MIN	FG	FGA	PCT	3P	3A	PCT	FT	FTA	PCT	OFF	DEF	TOT	AST	PF	DQ	STL	TO	BLK
1948-49	44	-	68	.231	.294	-	-	-	43	67	.642	-	-	-	74	94	-	-	-
PLAYOFFS																			
G	MIN	FG	FGA	PCT	3P	3A	PCT	FT	FTA	PCT	OFF	DEF	TOT	AST	PF	DQ	STL	TO	BLK
1948-49	9	-	3	.20	.150	-	-	-	7	11	.636	-	-	-	7	15	-	-	-

GREG FOSTER - 6-11, 250 - TEXAS-EL PASO

OCTOBER 3, 1968

REGULAR SEASON																			
G	MIN	FG	FGA	PCT	3P	3A	PCT	FT	FTA	PCT	OFF	DEF	TOT	AST	PF	DQ	STL	TO	BLK
2000-01	62	451	56	.133	.421	3	9	.333	10	14	.714	29	83	112	32	76	0	9	-
PLAYOFFS																			
G	MIN	FG	FGA	PCT	3P	3A	PCT	FT	FTA	PCT	OFF	DEF	TOT	AST	PF	DQ	STL	TO	BLK
2000-01	1	3	0	.0	.0	-	-	-	0	0	-	0	1	1	0	1	-	0	-

ALL-TIME ROSTER WITH STATISTICS

LARRY FOUST - 6-9, 250 - LA SALLE

JUNE 24, 1928

REGULAR SEASON		G	MIN	FG	FGA	PCT	3P	3A	PCT	FT	FTA	PCT	OFF	DEF	TOT	AST	PF	DQ	STL	TO	BLK	PTS	AVG	HI
1957-58	72	2200	391	982	.398	-	-	-	-	428	566	.756	-	-	876	108	299	11	-	-	-	1210	16.8	-
1958-59	72	1933	301	771	.390	-	-	-	-	280	366	.765	-	-	627	91	233	5	-	-	-	882	12.3	-
1959-60*	72	1964	312	766	.407	-	-	-	-	253	320	.791	-	-	621	96	241	7	-	-	-	877	12.2	-
TOT	216	6097	1004	2519	.399	-	-	-	-	961	1252	.768	-	-	2124	295	773	23	-	-	-	2969	13.7	-

PLAYOFFS		G	MIN	FG	FGA	PCT	3P	3A	PCT	FT	FTA	PCT	OFF	DEF	TOT	AST	PF	DQ	STL	TO	BLK	PTS	AVG	HI
1958-59	13	404	56	134	.418	-	-	-	-	41	50	.820	-	-	136	12	-	-	-	-	-	153	11.8	-

RICK FOX - 6-7, 235 - NORTH CAROLINA

JULY 24, 1969

REGULAR SEASON																								
	G	MIN	FG	FGA	PCT	3P	3A	PCT	FT	FTA	PCT	OFF	DEF	TOT	AST	PF	DQ	STL	TO	BLK	PTS	AVG	HI	
1997-98	82	2709	363	771	.471	86	265	.325	171	230	.743	78	280	358	276	309	4	100	201	48	983	12.0	31	
1998-99	44	944	148	330	.448	32	95	.337	66	89	.742	26	63	89	89	114	1	28	56	10	394	9.0	24	
1999-00	82	1473	206	498	.414	59	181	.326	63	78	.808	63	135	198	138	203	1	52	87	26	534	6.5	20	
2000-01	82	2291	287	646	.444	118	300	.393	95	122	.779	80	245	325	262	225	1	70	136	29	787	9.6	22	
2001-02	82	2289	255	605	.421	65	208	.313	70	85	.824	90	299	389	283	244	2	67	132	21	645	7.9	18	
2002-03	76	2181	262	621	.422	105	280	.375	52	69	.754	64	259	323	253	215	4	69	121	14	681	9.0	23	
2003-04	38	846	73	186	.392	15	61	.246	22	30	.733	29	73	102	98	99	2	29	48	4	183	4.8	11	
TOT	486	12733	1594	3657	.436	480	1390	.345	539	703	.767	430	1354	1784	1399	1409	15	415	781	152	4207	8.7	-	

PLAYOFFS																									
	G	MIN	FG	FGA	PCT	3P	3A	PCT	FT	FTA	PCT	OFF	DEF	TOT	AST	PF	DQ	STL	TO	BLK	PTS	AVG	HI		
1997-98	13	428	51	114	.447	21	53	.396	19	23	.826	18	40	58	51	47	-	11	21	3	142	10.9	-		
1998-99	8	181	24	60	.400	4	21	.190	1	1	1.000	9	13	22	12	26	-	4	14	5	53	6.6	-		
1999-00	23	331	33	73	.452	18	39	.462	16	21	.762	11	27	38	28	68	-	9	16	0	100	4.3	-		
2000-01	16	573	58	129	.450	18	57	.316	26	30	.867	13	66	79	57	55	-	31	36	7	160	10.0	-		
2001-02	19	652	67	139	.482	15	43	.349	37	49	.755	24	78	102	64	70	-	21	45	6	186	9.8	-		
2002-03	4	79	8	18	.444	5	10	.500	3	4	.750	2	4	6	7	15	-	1	4	1	24	6.0	-		
2003-04	16	145	8	20	.400	1	7	.143	1	2	.500	6	17	23	18	21	-	3	9	2	18	1.1	-		
TOT	99	2389	249	553	.450	82	230	.357	103	130	.792	83	245	328	237	302	-	80	145	24	683	6.9	-		

DONNIE FREEMAN - 6-3, 185 - ILLINOIS

JULY 18, 1944

REGULAR SEASON		G	MIN	FG	FGA	PCT	3P	3A	PCT	FT	FTA	PCT	OFF	DEF	TOT	AST	PF	DQ	STL	TO	BLK	PTS	AVG	HI
1975-76	64	1480	263	606	.434	-	-	-	-	163	199	.819	72	108	180	171	160	1	57	-	11	689	10.8	25

JAMES FRITSCHKE - 6-8, 210 - HAMLINE

DECEMBER 10, 1931

REGULAR SEASON		G	MIN	FG	FGA	PCT	3P	3A	PCT	FT	FTA	PCT	OFF	DEF	TOT	AST	PF	DQ	STL	TO	BLK	PTS	AVG	HI
1953-54*	68	1221	116	379	.306	-	-	-	-	49	68	.721	-	-	217	73	103	0	-	-	-	281	4.1	-

CHANNING FRYE - 6-11, 255 - ARIZONA

MAY 17, 1983

REGULAR SEASON																								
	G	MIN	FG	FGA	PCT	3P	3A	PCT	FT	FTA	PCT	OFF	DEF	TOT	AST	PF	DQ	STL	TO	BLK	PTS	AVG	HI	
2017-18	9	150	20	43	.465	9	25	.360	3	4	.750	2	23	25	10	15	0	1	4	1	52	5.8	19	

WENYEN GABRIEL - 6-9, 205 - KENTUCKY

MARCH 26, 1997

REGULAR SEASON																								
	G	MIN	FG	FGA	PCT	3P	3A	PCT	FT	FTA	PCT	OFF	DEF	TOT	AST	PF	DQ	STL	TO	BLK	PTS	AVG	HI	
2021-22	19	311	49	97	.505	6	23	.261	23	38	.605	34	48	82	11	57	0	4	13	9	127	6.7	17	

EARL "RED" GARDNER - 6-3, 195 - DEPAUW

SEPTEMBER 18, 1923

REGULAR SEASON		G	MIN	FG	FGA	PCT	3P	3A	PCT	FT	FTA	PCT	OFF	DEF	TOT	AST	PF	DQ	STL	TO	BLK	PTS	AVG	HI
1948-49	50	-	38	101	.376	-	-	-	-	13	28	.464	-	-	-	19	50	-	-	-	-	89	1.8	-

DICK GARMAKER - 6-3, 205 - MINNESOTA

OCTOBER 29, 1932

REGULAR SEASON		G	MIN	FG	FGA	PCT	3P	3A	PCT	FT	FTA	PCT	OFF	DEF	TOT	AST	PF	DQ	STL	TO	BLK	PTS	AVG	HI
1955-56	68	870	138	373	.370	-	-	-	-	112	139	.806	-	-	132	104	127	0	-	-	-	388	5.7	-
1956-57	72	2406	406	1015	.400	-	-	-	-	365	435	.839	-	-	336	190	199	1	-	-	-	1177	16.3	-
1957-58	68	2216	390	988	.395	-	-	-	-	314	411	.764	-	-	365	183	190	2	-	-	-	1094	16.1	-
1958-59	72	2493	350	885	.395	-	-	-	-	284	368	.772	-	-	325	211	226	3	-	-	-	984	13.7	-
1959-60	44	1187	198	525	.377	-	-	-	-	117	163	.718	-	-	189	133	128	-	-	-	-	513	11.7	-
TOT	324	9172	1482	3786	.391	-	-	-	-	1192	1516	.786	-	-	1347	821	868	6	-	-	-	4156	12.8	-

PLAYOFFS		G	MIN	FG	FGA	PCT	3P	3A	PCT	FT	FTA	PCT	OFF	DEF	TOT	AST	PF	DQ	STL	TO	BLK	PTS	AVG	HI
1955-56	3	42	7	19	.368	-	-	-	-	16	17	.941	-	-	8	11	8	-	-	-	-	30	10.0	-
1956-57	5	187	19	69	.275	-	-	-	-	27	32	.844	-	-	35	17	19	-	-	-	-	65	13.0	-
1958-59	13	439	70	165	.424	-	-	-	-	49	63	.778	-	-	55	39	44	-	-	-	-	189	14.5	-
TOT	21	668	96	253	.379	-	-	-	-	92	112	.821	-	-	98	67	71	-	-	-	-	284	13.5	-

CALVIN GARRETT - 6-7, 190 - ORAL ROBERTS

JULY 11, 1956

REGULAR SEASON																								
	G	MIN	FG	FGA	PCT	3P	3A	PCT	FT	FTA	PCT	OFF	DEF	TOT	AST	PF	DQ	STL	TO	BLK	PTS	AVG	HI	
1983-84	41	478	78	152	.513	2	6	.333	30	39	.769	24	47	71	31	62	2	12	34	2	188	4.6	16	

* Played with multiple teams (cumulative stats only available)

ALL-TIME ROSTER WITH STATISTICS

DICK GARRETT - 6-3, 185 - SOUTHERN ILLINOIS

JANUARY 31, 1947

REGULAR SEASON

G	MIN	FG	FGA	PCT	3P	3A	PCT	FT	FTA	PCT	OFF	DEF	TOT	AST	PF	DQ	STL	TO	BLK	PTS	AVG	HI
1969-70	73	2318	354	816	.434	-	-	-	138	162	.852	-	-	235	180	236	5	-	-	846	11.6	-

PLAYOFFS

G	MIN	FG	FGA	PCT	3P	3A	PCT	FT	FTA	PCT	OFF	DEF	TOT	AST	PF	DQ	STL	TO	BLK	PTS	AVG	HI
1969-70	18	595	101	198	.510	-	-	-	28	32	.875	-	-	52	39	68	-	-	-	230	12.8	-

MARC GASOL - 7-1, 255 - CB GIRONA (SPAIN)

JANUARY 29, 1985

REGULAR SEASON

	G	MIN	FG	FGA	PCT	3P	3A	PCT	FT	FTA	PCT	OFF	DEF	TOT	AST	PF	DQ	STL	TO	BLK	PTS	AVG	HI
2020-21	52	993	88	194	.454	50	122	.410	36	50	.720	38	177	215	109	115	1	26	53	58	262	5.0	18

PLAYOFFS

	G	MIN	FG	FGA	PCT	3P	3A	PCT	FT	FTA	PCT	OFF	DEF	TOT	AST	PF	DQ	STL	TO	BLK	PTS	AVG	HI
2020-21	5	87	8	13	.615	7	11	.636	3	4	.750	4	15	19	4	16	0	4	4	4	26	5.2	12

PAU GASOL - 7-0, 275 - SPAIN

JULY 6, 1980

REGULAR SEASON

	G	MIN	FG	FGA	PCT	3P	3A	PCT	FT	FTA	PCT	OFF	DEF	TOT	AST	PF	DQ	STL	TO	BLK	PTS	AVG	HI
2007-08	27	918	196	333	.589	0	1	.000	116	147	.789	61	150	211	95	54	0	14	44	42	508	18.8	31
2008-09	81	2999	592	1045	.567	1	2	.500	343	439	.781	262	518	780	284	172	0	52	157	81	1528	18.9	36
2009-10	45	2403	452	844	.536	0	5	.000	286	362	.790	243	491	734	218	152	0	37	143	113	1190	18.3	32
2010-11	82	3037	593	1120	.529	1	3	.333	354	430	.823	268	568	836	273	203	2	48	142	130	1561	18.8	34
2011-12	65	2430	459	917	.501	7	27	.259	204	261	.782	183	495	678	238	127	0	37	142	88	1129	17.4	30
2012-13	49	1655	270	579	.466	8	28	.286	125	178	.702	111	310	421	200	93	0	24	104	61	673	13.7	26
2013-14	60	1884	425	885	.480	4	14	.286	187	254	.736	124	456	580	201	124	0	27	141	92	1041	17.4	29
TOT	429	15326	2987	5723	.522	21	80	.263	1615	2071	.780	1252	2988	4240	1508	925	2	239	873	607	7610	17.7	-

PLAYOFFS

	G	MIN	FG	FGA	PCT	3P	3A	PCT	FT	FTA	PCT	OFF	DEF	TOT	AST	PF	DQ	STL	TO	BLK	PTS	AVG	HI
2007-08	21	836	141	266	.530	0	0	-	72	104	.692	55	140	195	83	60	0	11	44	40	354	16.9	-
2008-09	23	931	160	276	.580	0	0	-	100	140	.714	68	181	249	58	69	0	19	44	45	420	18.3	-
2009-10	23	913	165	306	.539	0	3	.000	120	158	.759	92	163	255	81	63	1	9	44	48	450	19.6	-
2010-11	10	358	47	112	.420	1	2	.500	36	45	.800	32	46	78	38	33	1	4	17	17	131	13.1	-
2011-12	12	444	62	143	.434	2	5	.400	24	29	.828	38	76	114	44	36	0	6	20	25	150	12.5	-
2012-13	4	146	25	52	.481	0	0	-	6	11	.545	7	39	46	26	4	0	2	13	3	56	14.0	-
TOT	93	3628	600	1155	.519	3	10	.300	358	487	.735	292	645	937	330	265	2	51	182	178	1561	16.8	-

DEVEAN GEORGE - 6-8, 235 - AUGSBURG

AUGUST 29, 1977

REGULAR SEASON

	G	MIN	FG	FGA	PCT	3P	3A	PCT	FT	FTA	PCT	OFF	DEF	TOT	AST	PF	DQ	STL	TO	BLK	PTS	AVG	HI
1999-00	49	345	56	144	.389	16	47	.340	27	41	.659	29	46	75	12	54	0	10	21	4	155	3.2	14
2000-01	59	593	64	207	.309	15	68	.221	39	55	.709	35	75	110	19	87	1	15	34	15	182	3.1	10
2001-02	82	1755	215	523	.411	66	178	.371	85	126	.675	78	225	303	111	190	3	71	66	42	581	7.1	17
2002-03	71	1613	180	461	.390	49	132	.371	83	105	.790	91	195	286	92	180	2	56	65	38	492	6.9	25
2003-04	82	1951	233	571	.408	65	186	.349	73	96	.760	87	245	332	112	189	4	81	88	38	604	7.4	24
2004-05	15	306	37	104	.356	21	58	.362	15	20	.750	13	40	53	14	32	1	8	12	2	110	7.3	18
2005-06	71	1542	170	425	.400	50	160	.313	58	86	.674	82	192	274	68	159	1	66	54	34	448	6.3	21
TOT	429	8109	955	2435	.392	282	829	.340	380	529	.718	415	1018	1433	428	891	12	307	340	173	2572	6.0	-

PLAYOFFS

	G	MIN	FG	FGA	PCT	3P	3A	PCT	FT	FTA	PCT	OFF	DEF	TOT	AST	PF	DQ	STL	TO	BLK	PTS	AVG	HI
1999-00	9	45	7	19	.368	2	10	.200	6	11	.545	4	6	10	2	5	-	1	3	0	22	2.4	-
2000-01	7	27	6	12	.500	1	2	.500	1	2	.500	3	2	5	1	6	-	0	3	0	14	2.0	-
2001-02	19	327	38	104	.365	8	35	.229	11	15	.733	24	44	68	11	51	-	10	12	10	95	5.0	-
2002-03	11	318	35	78	.449	10	30	.333	8	9	.889	11	38	49	24	29	-	11	12	4	88	8.0	-
2003-04	22	470	43	100	.430	22	59	.373	13	20	.650	11	39	50	11	45	-	21	11	8	121	5.5	-
2005-06	7	121	13	34	.382	9	21	.429	2	5	.400	2	14	16	4	13	-	4	0	1	37	5.3	-
TOT	75	1308	142	347	.409	52	157	.331	41	62	.661	55	143	198	53	149	-	48	41	23	377	5.0	-

MEL GIBSON - 6-3, 180 - WESTERN CAROLINA

DECEMBER 31, 1940

REGULAR SEASON

G	MIN	FG	FGA	PCT	3P	3A	PCT	FT	FTA	PCT	OFF	DEF	TOT	AST	PF	DQ	STL	TO	BLK	PTS	AVG	HI
1963-64	9	53	6	20	.300	-	-	-	1	2	.500	-	-	4	6	10	0	-	-	13	1.4	-

NORMIE GLICK - 6-7, 205 - LOYOLA MARYMOUNT

NOVEMBER 10, 1927

REGULAR SEASON

G	MIN	FG	FGA	PCT	3P	3A	PCT	FT	FTA	PCT	OFF	DEF	TOT	AST	PF	DQ	STL	TO	BLK	PTS	AVG	HI
1949-50	1	-	1	1	1.000	-	-	-	0	0	-	-	-	1	2	-	-	-	-	2	2.0	-

ALL-TIME ROSTER WITH STATISTICS

GAIL GOODRICH - 6-1, 170 - UCLA

APRIL 23, 1943

REGULAR SEASON

	G	MIN	FG	FGA	PCT	3P	3A	PCT	FT	FTA	PCT	OFF	DEF	TOT	AST	PF	DQ	STL	TO	BLK	PTS	AVG	HI
1965-66	65	1008	203	503	.404	-	-	-	103	149	.691	-	-	130	103	103	1	-	-	-	509	7.8	-
1966-67	77	1780	352	776	.454	-	-	-	253	337	.751	-	-	251	210	294	3	-	-	-	957	12.4	-
1967-68	79	2057	395	812	.486	-	-	-	302	392	.770	-	-	199	205	228	2	-	-	-	1092	13.8	-
1970-71	79	2808	558	1174	.475	-	-	-	264	343	.770	-	-	260	380	258	3	-	-	-	1380	17.5	-
1971-72	82	3040	826	1695	.487	-	-	-	475	559	.850	-	-	295	365	210	0	-	-	-	2127	25.9	-
1972-73	76	2697	750	1615	.464	-	-	-	314	374	.840	-	-	263	332	193	1	-	-	-	1814	23.9	-
1973-74	82	3061	784	1773	.442	-	-	-	508	588	.864	95	155	250	427	227	3	126	-	12	2076	25.3	49
1974-75	72	2668	656	1429	.459	-	-	-	318	378	.841	96	123	219	420	214	1	102	-	6	1630	22.6	53
1975-76	75	2646	583	1321	.441	-	-	-	293	346	.847	94	120	214	421	238	3	123	-	17	1459	19.5	37
TOT	687	21765	5107	11098	.460	-	-	-	2830	3466	.817	285	398	2081	2863	1865	17	351	-	35	13044	19.0	-

PLAYOFFS

	G	MIN	FG	FGA	PCT	3P	3A	PCT	FT	FTA	PCT	OFF	DEF	TOT	AST	PF	DQ	STL	TO	BLK	PTS	AVG	HI
1965-66	11	290	43	92	.467	-	-	-	29	43	.674	-	-	42	33	35	-	-	-	-	115	10.5	-
1966-67	3	81	11	31	.355	-	-	-	11	18	.611	-	-	9	10	5	-	-	-	-	33	11.0	-
1967-68	10	100	23	47	.489	-	-	-	14	18	.778	-	-	14	14	10	-	-	-	-	60	6.0	-
1970-71	12	518	105	247	.425	-	-	-	95	113	.841	-	-	38	91	38	-	-	-	-	305	25.4	-
1971-72	15	575	130	292	.445	-	-	-	97	108	.898	-	-	38	50	50	-	-	-	-	357	23.8	-
1972-73	17	604	139	310	.448	-	-	-	62	79	.785	7	-	61	67	53	-	-	-	-	340	20.0	-
1973-74	5	189	35	90	.389	-	-	-	28	33	.848	7	9	16	30	7	-	-	-	-	98	19.6	-
TOT	73	2357	486	1109	.438	-	-	-	336	412	.816	7	9	218	295	198	-	-	-	-	1308	17.9	-

ANDREW GOUDELOCK - 6-3, 200 - COLLEGE OF CHARLESTON

DECEMBER 7, 1988

REGULAR SEASON

	G	MIN	FG	FGA	PCT	3P	3A	PCT	FT	FTA	PCT	OFF	DEF	TOT	AST	PF	DQ	STL	TO	BLK	PTS	AVG	HI
2011-12	40	419	68	174	.391	28	75	.373	11	12	.917	5	26	31	20	32	0	4	21	0	175	4.4	14
2012-13	1	6	-	2	.000	0	0	-	0	0	-	1	0	1	0	0	0	0	0	0	0	0	0
TOT	41	425	68	176	.386	28	75	.373	11	12	.917	6	26	32	20	32	0	4	21	0	175	4.3	-

PLAYOFFS

	G	MIN	FG	FGA	PCT	3P	3A	PCT	FT	FTA	PCT	OFF	DEF	TOT	AST	PF	DQ	STL	TO	BLK	PTS	AVG	HI
2011-12	4	10	2	3	.667	1	1	1.000	0	0	-	0	1	1	0	1	0	0	0	0	5	1.3	-
2012-13	3	80	16	36	.444	2	10	.200	2	2	1.000	1	4	5	3	7	0	5	4	0	36	12.0	-
TOT	7	90	18	39	.462	3	11	.273	2	2	1.000	1	5	6	3	8	0	5	4	0	41	5.9	-

BRIAN GRANT - 6-9, 254 - XAVIER

MARCH 5, 1972

REGULAR SEASON

	G	MIN	FG	FGA	PCT	3P	3A	PCT	FT	FTA	PCT	OFF	DEF	TOT	AST	PF	DQ	STL	TO	BLK	PTS	AVG	HI
2004-05	69	1136	103	209	.493	0	0	-	57	79	.722	101	156	257	34	175	2	23	43	23	263	3.8	13

BUD GRANT - 6-3, 195 - MINNESOTA

MAY 20, 1927

REGULAR SEASON

	G	MIN	FG	FGA	PCT	3P	3A	PCT	FT	FTA	PCT	OFF	DEF	TOT	AST	PF	DQ	STL	TO	BLK	PTS	AVG	HI
1949-50	35	-	42	115	.365	-	-	-	7	17	.412	-	-	-	19	36	-	-	-	-	91	2.6	-
1950-51	61	-	53	184	.288	-	-	-	52	83	.627	-	-	115	71	106	0	-	-	-	158	2.6	-
TOT	96	-	95	299	.318	-	-	-	59	100	.590	-	-	115	90	142	0	-	-	-	249	2.6	-

PLAYOFFS

	G	MIN	FG	FGA	PCT	3P	3A	PCT	FT	FTA	PCT	OFF	DEF	TOT	AST	PF	DQ	STL	TO	BLK	PTS	AVG	HI
1949-50	11	-	18	45	.400	-	-	-	7	14	.500	-	-	-	7	25	-	-	-	-	43	3.9	-
1950-51	6	-	4	11	.364	-	-	-	3	3	1.000	-	-	-	0	12	-	-	-	-	11	1.8	-
TOT	17	-	22	56	.393	-	-	-	10	17	.588	-	-	-	7	37	-	-	-	-	54	3.2	-

HORACE GRANT - 6-10, 245 - CLEMSON

JULY 4, 1965

REGULAR SEASON

	G	MIN	FG	FGA	PCT	3P	3A	PCT	FT	FTA	PCT	OFF	DEF	TOT	AST	PF	DQ	STL	TO	BLK	PTS	AVG	HI
2000-01	77	2390	263	569	.462	0	3	.000	131	169	.775	220	325	545	121	181	2	51	48	61	657	8.5	19
2003-04	55	1106	92	224	.411	0	1	.000	39	54	.722	79	154	233	71	70	1	24	29	21	223	4.1	14
TOT	132	3496	355	793	.448	0	4	.000	170	223	.762	299	479	778	192	251	3	75	77	82	880	6.7	-

PLAYOFFS

	G	MIN	FG	FGA	PCT	3P	3A	PCT	FT	FTA	PCT	OFF	DEF	TOT	AST	PF	DQ	STL	TO	BLK	PTS	AVG	HI
2000-01	16	423	37	96	.385	0	0	-	22	30	.733	40	56	96	19	43	-	15	15	13	96	6.0	-

TRAVIS GRANT - 6-8, 215 - KENTUCKY STATE

JANUARY 1, 1950

REGULAR SEASON

	G	MIN	FG	FGA	PCT	3P	3A	PCT	FT	FTA	PCT	OFF	DEF	TOT	AST	PF	DQ	STL	TO	BLK	PTS	AVG	HI
1972-73	33	153	51	116	.440	-	-	-	23	26	.885	-	-	52	7	19	0	-	-	-	125	3.8	-
1973-74	3	6	1	4	.250	-	-	-	1	3	.333	0	1	1	0	1	0	0	-	0	3	1.0	3
TOT	36	159	52	120	.433	-	-	-	24	29	.828	0	1	53	7	20	0	0	-	0	128	3.6	-

PLAYOFFS

	G	MIN	FG	FGA	PCT	3P	3A	PCT	FT	FTA	PCT	OFF	DEF	TOT	AST	PF	DQ	STL	TO	BLK	PTS	AVG	HI
1972-73	2	11	4	6	.667	-	-	-	0	0	-	-	-	4	0	1	-	-	-	-	8	4.0	-

ALL-TIME ROSTER WITH STATISTICS

A.C. GREEN - 6-9, 230 - OREGON STATE

OCTOBER 4, 1963

REGULAR SEASON																			
G	MIN	FG	FGA	PCT	3P	3A	PCT	FT	FTA	PCT	OFF	DEF	TOT	AST	PF	DQ	STL	TO	BLK
1985-86	82	1542	209	388	.539	1	6	.167	102	167	.611	160	221	381	54	229	2	49	99
1986-87	79	2240	316	587	.538	0	5	.000	220	282	.780	210	405	615	84	171	0	70	102
1987-88	82	2636	322	640	.503	0	2	.000	293	379	.773	245	465	710	93	204	0	87	120
1988-89	82	2510	401	758	.529	4	17	.235	282	359	.786	258	481	739	103	172	0	94	119
1989-90	82	2709	385	806	.478	13	46	.283	278	370	.751	262	450	712	90	207	0	66	116
1990-91	82	2164	258	542	.476	11	55	.200	223	302	.738	201	315	516	71	117	0	59	99
1991-92	82	2902	382	803	.476	12	56	.214	340	457	.744	306	456	762	117	141	0	91	111
1992-93	82	2819	379	706	.537	16	46	.348	277	375	.739	287	424	711	116	149	0	88	116
1999-00	82	1929	173	387	.447	1	4	.250	66	95	.695	160	326	486	80	127	0	53	53
TOT	735	21451	2825	5617	.503	58	237	.245	2081	2786	.747	2089	3543	5632	808	1517	2	657	935
PLAYOFFS																			
G	MIN	FG	FGA	PCT	3P	3A	PCT	FT	FTA	PCT	OFF	DEF	TOT	AST	PF	DQ	STL	TO	BLK
1985-86	9	106	9	17	.529	0	0	-	4	9	.444	3	13	16	0	13	-	1	4
1986-87	18	505	71	130	.546	0	0	-	65	87	.747	54	88	142	11	47	-	9	17
1987-88	24	726	92	169	.544	0	0	-	55	73	.753	57	118	175	20	61	-	11	26
1988-89	15	502	47	114	.412	0	3	.000	58	76	.763	38	99	137	18	37	-	16	23
1989-90	9	252	41	79	.519	0	0	-	24	32	.750	34	47	81	9	22	-	5	14
1990-91	19	400	41	97	.423	4	8	.500	38	54	.704	46	56	102	9	37	-	12	19
1991-92	4	153	16	39	.410	0	0	-	19	23	.826	15	21	36	7	10	-	7	5
1992-93	5	220	18	42	.429	0	5	.000	13	21	.619	26	47	73	13	14	-	7	9
1999-00	23	429	37	90	.411	0	0	-	16	23	.696	43	53	96	13	44	-	14	9
TOT	126	3293	372	777	.479	4	16	.250	292	398	.734	316	542	858	100	285	-	82	126

DANNY GREEN - 6-6, 215 - NORTH CAROLINA

JUNE 22, 1987

REGULAR SEASON																			
G	MIN	FG	FGA	PCT	3P	3A	PCT	FT	FTA	PCT	OFF	DEF	TOT	AST	PF	DQ	STL	TO	BLK
2019-20	68	1687	197	474	.416	120	327	.367	33	48	.688	51	174	225	91	136	0	85	63
PLAYOFFS																			
G	MIN	FG	FGA	PCT	3P	3A	PCT	FT	FTA	PCT	OFF	DEF	TOT	AST	PF	DQ	STL	TO	BLK
2019-20	21	525	59	170	.347	39	115	.339	10	15	.667	25	41	66	26	48	0	20	12

DEVIN GREEN - 6-7, 210 - HAMPTON

OCTOBER 25, 1982

REGULAR SEASON																			
G	MIN	FG	FGA	PCT	3P	3A	PCT	FT	FTA	PCT	OFF	DEF	TOT	AST	PF	DQ	STL	TO	BLK
2005-06	27	135	6	28	.214	0	2	.000	13	21	.619	10	14	24	7	13	0	3	5

JERRY GROTE - 6-4, 215 - LMU

DECEMBER 28, 1940

REGULAR SEASON																			
G	MIN	FG	FGA	PCT	3P	3A	PCT	FT	FTA	PCT	OFF	DEF	TOT	AST	PF	DQ	STL	TO	BLK
1964-65	11	33	6	11	.545	-	-	-	2	2	1.000	-	-	4	4	5	0	-	-

PETUR GUDMUNDSSON - 7-2, 260 - WASHINGTON

OCTOBER 30, 1958

REGULAR SEASON																			
G	MIN	FG	FGA	PCT	3P	3A	PCT	FT	FTA	PCT	OFF	DEF	TOT	AST	PF	DQ	STL	TO	BLK
1985-86	8	128	20	37	.541	0	0	-	18	27	.667	17	21	38	3	25	1	3	11
PLAYOFFS																			
G	MIN	FG	FGA	PCT	3P	3A	PCT	FT	FTA	PCT	OFF	DEF	TOT	AST	PF	DQ	STL	TO	BLK
1985-86	12	111	16	27	.593	0	2	.000	10	15	.667	8	18	26	3	23	-	3	10

HAPPY HAIRSTON - 6-7, 225 - NEW YORK UNIVERSITY

MAY 31, 1942

REGULAR SEASON																			
G	MIN	FG	FGA	PCT	3P	3A	PCT	FT	FTA	PCT	OFF	DEF	TOT	AST	PF	DQ	STL	TO	BLK
1969-70	55	2145	426	870	.490	-	-	-	281	350	.803	-	687	110	194	9	-	-	-
1970-71	80	2921	574	1233	.466	-	-	-	337	431	.782	-	797	168	256	2	-	-	-
1971-72	80	2748	368	798	.461	-	-	-	311	399	.779	-	1045	193	251	2	-	-	-
1972-73	28	939	158	328	.482	-	-	-	140	178	.787	-	370	68	77	0	-	-	-
1973-74	77	2634	385	759	.507	-	-	-	343	445	.771	335	705	1040	208	264	2	64	-
1974-75	74	2283	271	536	.506	-	-	-	217	271	.801	304	642	946	173	218	2	52	-
TOT	395	13670	2182	4524	.482	-	-	-	1629	2074	.785	639	1347	4885	920	1260	17	116	-
PLAYOFFS																			
G	MIN	FG	FGA	PCT	3P	3A	PCT	FT	FTA	PCT	OFF	DEF	TOT	AST	PF	DQ	STL	TO	BLK
1969-70	16	296	47	108	.435	-	-	-	24	35	.686	-	76	20	31	-	-	-	-
1970-71	12	471	83	164	.506	-	-	-	38	50	.760	-	109	34	41	-	-	-	-
1971-72	15	577	74	168	.440	-	-	-	54	68	.794	-	197	31	44	-	-	-	-
1972-73	3	26	1	9	.111	-	-	-	6	8	.750	-	4	1	2	-	-	-	-
1973-74	5	172	15	36	.417	-	-	-	16	18	.889	15	37	52	19	8	-	5	-
TOT	51	1542	220	485	.454	-	-	-	138	179	.771	15	37	438	105	126	-	5	-

JACK HALEY - 6-10, 240 - UCLA

JANUARY 27, 1964

REGULAR SEASON																			
G	MIN	FG	FGA	PCT	3P	3A	PCT	FT	FTA	PCT	OFF	DEF	TOT	AST	PF	DQ	STL	TO	BLK
1991-92	49	394	31	84	.369	0	0	-	14	29	.483	31	64	95	7	75	0	7	25
PLAYOFFS																			
G	MIN	FG	FGA	PCT	3P	3A	PCT	FT	FTA	PCT	OFF	DEF	TOT	AST	PF	DQ	STL	TO	BLK
1991-92	2	12	1	4	.250	0	0	-	0	0	-	1	0	1	3	3	-	0	0

ALL-TIME ROSTER WITH STATISTICS

DENNIS HAMILTON - 6-8, 210 - ARIZONA STATE

MAY 8, 1944

REGULAR SEASON

G	MIN	FG	FGA	PCT	3P	3A	PCT	FT	FTA	PCT	OFF	DEF	TOT	AST	PF	DQ	STL	TO	BLK	PTS	AVG	HI
1967-68	44	378	54	108	.500	-	-	13	13	1.000	-	-	72	30	46	0	-	-	BLK	121	2.8	-

PLAYOFFS

G	MIN	FG	FGA	PCT	3P	3A	PCT	FT	FTA	PCT	OFF	DEF	TOT	AST	PF	DQ	STL	TO	BLK	PTS	AVG	HI
1967-68	2	11	1	3	.333	-	-	0	0	-	-	-	2	1	0	-	-	-	-	2	1.0	-

STEVE HAMILTON - 6-7, 190 - MOREHEAD STATE

NOVEMBER 30, 1935

REGULAR SEASON

G	MIN	FG	FGA	PCT	3P	3A	PCT	FT	FTA	PCT	OFF	DEF	TOT	AST	PF	DQ	STL	TO	BLK	PTS	AVG	HI
1958-59	67	847	109	294	.371	-	-	74	109	.679	-	-	220	36	144	2	-	-	-	292	4.4	-
1959-60	15	247	29	77	.377	-	-	18	23	.783	-	-	58	7	39	1	-	-	-	76	5.1	-
TOT	82	1094	138	371	.372	-	-	92	132	.697	-	-	278	43	183	3	-	-	-	368	4.5	-

PLAYOFFS

G	MIN	FG	FGA	PCT	3P	3A	PCT	FT	FTA	PCT	OFF	DEF	TOT	AST	PF	DQ	STL	TO	BLK	PTS	AVG	HI
1958-59	10	87	12	43	.279	-	-	8	10	.800	-	-	35	5	14	-	-	-	-	32	3.2	-

ALAN HARDY - 6-6 1/2, 195 - MICHIGAN

MAY 25, 1957

REGULAR SEASON

	G	MIN	FG	FGA	PCT	3P	3A	PCT	FT	FTA	PCT	OFF	DEF	TOT	AST	PF	DQ	STL	TO	BLK	PTS	AVG	HI
1980-81	22	111	22	59	.373	0	0	-	7	10	.700	8	11	19	3	13	0	1	11	9	51	2.3	8

DEREK HARPER - 6-4, 206 - ILLINOIS

OCTOBER 13, 1961

REGULAR SEASON

	G	MIN	FG	FGA	PCT	3P	3A	PCT	FT	FTA	PCT	OFF	DEF	TOT	AST	PF	DQ	STL	TO	BLK	PTS	AVG	HI
1998-99	45	1120	120	291	.412	43	117	.368	26	32	.813	13	54	67	187	66	0	44	52	4	309	6.9	20

PLAYOFFS

	G	MIN	FG	FGA	PCT	3P	3A	PCT	FT	FTA	PCT	OFF	DEF	TOT	AST	PF	DQ	STL	TO	BLK	PTS	AVG	HI
1998-99	7	113	13	31	.419	1	10	.100	3	6	.500	1	9	10	15	2	-	2	4	0	30	4.3	-

RON HARPER - 6-6, 216 - MIAMI (OH)

JANUARY 20, 1964

REGULAR SEASON

	G	MIN	FG	FGA	PCT	3P	3A	PCT	FT	FTA	PCT	OFF	DEF	TOT	AST	PF	DQ	STL	TO	BLK	PTS	AVG	HI
1999-00	80	2042	212	531	.399	33	106	.311	100	147	.680	96	241	337	270	164	0	85	132	39	557	7.0	18
2000-01	47	1139	127	271	.469	19	72	.264	34	48	.708	46	120	166	113	70	0	39	62	25	307	6.5	21
TOT	127	3181	339	802	.423	52	178	.292	134	195	.687	142	361	503	383	234	0	124	194	64	864	6.8	-

PLAYOFFS

	G	MIN	FG	FGA	PCT	3P	3A	PCT	FT	FTA	PCT	OFF	DEF	TOT	AST	PF	DQ	STL	TO	BLK	PTS	AVG	HI
1999-00	23	643	78	181	.431	9	39	.231	33	47	.702	30	55	85	73	63	-	23	28	13	198	8.6	-
2000-01	6	42	5	10	.500	1	4	.250	2	3	.667	1	7	8	4	4	-	4	1	1	13	2.2	-
TOT	29	685	83	191	.435	10	43	.233	35	50	.700	31	62	93	77	67	-	27	29	14	211	7.3	-

MONTREZL HARRELL - 6-07, 253 - LOUISVILLE

JANUARY 26, 1994

REGULAR SEASON

	G	MIN	FG	FGA	PCT	3P	3A	PCT	FT	FTA	PCT	OFF	DEF	TOT	AST	PF	DQ	STL	TO	BLK	PTS	AVG	HI
2020-21	69	1580	375	603	.622	0	10	.000	181	256	.707	158	270	428	73	128	0	46	74	49	931	13.5	27

PLAYOFFS

	G	MIN	FG	FGA	PCT	3P	3A	PCT	FT	FTA	PCT	OFF	DEF	TOT	AST	PF	DQ	STL	TO	BLK	PTS	AVG	HI
2020-21	4	39	8	14	.571	0	0	---	7	9	.778	5	5	10	0	3	0	2	2	0	23	5.8	12

ELIAS HARRIS - 6-8, 239 - GONZAGA

JULY 6, 1989

REGULAR SEASON

G	MIN	FG	FGA	PCT	3P	3A	PCT	FT	FTA	PCT	OFF	DEF	TOT	AST	PF	DQ	STL	TO	BLK	PTS	AVG	HI
2013-14	2	11	0	1	.000	0	0	-	0	0	-	1	0	1	1	0	0	1	0	0	0.0	-

MANNY HARRIS - 6-5, 185 - MICHIGAN

SEPTEMBER 21, 1989

REGULAR SEASON

	G	MIN	FG	FGA	PCT	3P	3A	PCT	FT	FTA	PCT	OFF	DEF	TOT	AST	PF	DQ	STL	TO	BLK	PTS	AVG	HI
2013-14	9	180	28	70	.400	7	20	.350	10	12	.833	7	27	34	11	10	0	4	9	1	73	8.1	19

BOB HARRISON - 6-1, 190 - MICHIGAN

AUGUST 12, 1927

REGULAR SEASON

G	MIN	FG	FGA	PCT	3P	3A	PCT	FT	FTA	PCT	OFF	DEF	TOT	AST	PF	DQ	STL	TO	BLK	PTS	AVG	HI
1949-50	66	-	125	348	.359	-	-	50	74	.676	-	-	-	131	175	-	-	-	-	300	4.5	-
1950-51	68	-	150	432	.347	-	-	101	128	.789	-	-	-	172	195	218	5	-	-	401	5.9	-
1951-52	65	1712	156	487	.320	-	-	89	124	.718	-	-	-	160	188	203	9	-	-	401	6.2	-
1952-53	70	1643	195	518	.376	-	-	107	165	.648	-	-	-	153	160	264	16	-	-	497	7.1	-
1953-54*	64	1443	144	449	.321	-	-	94	158	.595	-	-	-	130	139	218	9	-	-	382	6.0	-
TOT	333	4798	770	2234	.345	-	-	441	649	.680	-	-	-	615	813	1078	39	-	-	1981	5.9	-

PLAYOFFS

G	MIN	FG	FGA	PCT	3P	3A	PCT	FT	FTA	PCT	OFF	DEF	TOT	AST	PF	DQ	STL	TO	BLK	PTS	AVG	HI
1949-50	12	-	16	37	.432	-	-	10	14	.714	-	-	-	12	34	-	-	-	-	42	3.5	-
1950-51	7	-	24	52	.462	-	-	6	8	.750	-	-	-	27	19	30	-	-	-	54	7.7	-
1951-52	12	235	30	68	.441	-	-	14	17	.824	-	-	-	20	24	39	-	-	-	74	6.2	-
1952-53	12	204	25	65	.385	-	-	10	20	.500	-	-	-	22	14	32	-	-	-	60	5.0	-
TOT	43	439	95	222	.428	-	-	40	59	.678	-	-	-	69	69	135	-	-	-	230	5.3	-

* Played with multiple teams (cumulative stats only available)

ALL-TIME ROSTER WITH STATISTICS

JOSH HART - 6-5, 215 - VILLANOVA

MARCH 6, 1995

REGULAR SEASON

	G	MIN	FG	FGA	PCT	3P	3A	PCT	FT	FTA	PCT	OFF	DEF	TOT	AST	PF	DQ	STL	TO	BLK	PTS	AVG	HI
2017-18	63	1460	176	375	.469	78	197	.396	66	94	.702	42	221	263	80	107	1	47	47	16	496	7.9	30
2018-19	67	1715	189	464	.407	92	274	.336	55	80	.688	35	213	248	93	147	1	64	58	40	525	7.8	22
TOT	130	3176	365	839	.435	170	471	.361	121	174	.695	77	434	511	173	254	2	111	105	56	1021	7.9	-

ANTONIO HARVEY - 6-11, 225 - PFEIFFER

JULY 9, 1970

REGULAR SEASON

	G	MIN	FG	FGA	PCT	3P	3A	PCT	FT	FTA	PCT	OFF	DEF	TOT	AST	PF	DQ	STL	TO	BLK	PTS	AVG	HI
1993-94	27	247	29	79	.367	0	0	-	12	26	.462	26	33	59	5	39	0	8	17	19	70	2.6	16
1994-95	59	572	77	176	.438	1	1	1.000	24	45	.533	39	63	102	23	87	0	15	25	41	179	3.0	18
TOT	86	819	106	255	.416	1	1	1.000	36	71	.507	65	96	161	28	126	0	23	42	60	249	2.9	-

PLAYOFFS

	G	MIN	FG	FGA	PCT	3P	3A	PCT	FT	FTA	PCT	OFF	DEF	TOT	AST	PF	DQ	STL	TO	BLK	PTS	AVG	HI
1994-95	3	4	0	0	-	0	0	-	0	0	-	0	1	1	0	0	-	0	0	0	0	0.0	-

BILLY HASSETT - 6-1, 180 - NOTRE DAME

OCTOBER 21, 1921

REGULAR SEASON

	G	MIN	FG	FGA	PCT	3P	3A	PCT	FT	FTA	PCT	OFF	DEF	TOT	AST	PF	DQ	STL	TO	BLK	PTS	AVG	HI
1949-50	42	-	38	145	.262	-	-	-	35	67	.522	-	-	-	69	82	-	-	-	-	111	2.6	-

PLAYOFFS

	G	MIN	FG	FGA	PCT	3P	3A	PCT	FT	FTA	PCT	OFF	DEF	TOT	AST	PF	DQ	STL	TO	BLK	PTS	AVG	HI
1949-50	7	-	3	12	.250	-	-	-	3	10	.300	-	-	0	4	8	-	-	-	-	9	1.3	-

CONNIE HAWKINS - 6-8, 215 - IOWA

JULY 17, 1942

REGULAR SEASON

	G	MIN	FG	FGA	PCT	3P	3A	PCT	FT	FTA	PCT	OFF	DEF	TOT	AST	PF	DQ	STL	TO	BLK	PTS	AVG	HI
1973-74	71	2538	368	733	.502	-	-	-	173	224	.772	162	360	522	379	203	1	105	-	78	909	12.8	26
1974-75	43	1026	139	324	.429	-	-	-	68	99	.687	54	144	198	120	116	1	51	-	23	346	8.0	24
TOT	114	3564	507	1057	.480	-	-	-	241	323	.746	216	504	720	499	319	2	156	-	101	1255	11.0	-

PLAYOFFS

	G	MIN	FG	FGA	PCT	3P	3A	PCT	FT	FTA	PCT	OFF	DEF	TOT	AST	PF	DQ	STL	TO	BLK	PTS	AVG	HI
1973-74	5	172	21	60	.350	-	-	-	12	15	.800	-	-	40	16	13	-	-	-	-	54	10.8	-

TOM HARTNEY - 6-5, 219 - NOTRE DAME

DECEMBER 22, 1936

REGULAR SEASON

	G	MIN	FG	FGA	PCT	3P	3A	PCT	FT	FTA	PCT	OFF	DEF	TOT	AST	PF	DQ	STL	TO	BLK	PTS	AVG	HI
1959-60	69	1467	220	579	.380	-	-	-	106	164	.646	-	-	428	54	188	3	-	-	-	546	7.9	-
1960-61	78	1846	310	719	.431	-	-	-	140	235	.596	-	-	479	88	209	2	-	-	-	760	9.7	-
1961-62	79	1903	289	704	.411	-	-	-	143	222	.644	-	-	514	95	244	7	-	-	-	721	9.1	-
1966-67	76	1798	275	572	.481	-	-	-	82	173	.474	-	-	434	83	207	1	-	-	-	632	8.3	-
1967-68	78	2463	389	779	.499	-	-	-	125	229	.546	-	-	458	117	289	7	-	-	-	903	11.6	-
1968-69	74	1507	230	461	.499	-	-	-	62	151	.411	-	-	266	81	168	1	-	-	-	522	7.1	-
TOT	454	10984	1713	3814	.449	-	-	-	658	1174	.560	-	-	2579	518	1305	21	-	-	-	4084	9.0	-

PLAYOFFS

	G	MIN	FG	FGA	PCT	3P	3A	PCT	FT	FTA	PCT	OFF	DEF	TOT	AST	PF	DQ	STL	TO	BLK	PTS	AVG	HI
1959-60	8	119	22	45	.489	-	-	-	15	18	.833	-	-	21	3	-	-	-	-	-	59	7.4	-
1960-61	12	283	54	116	.466	-	-	-	31	47	.660	-	-	76	13	-	-	-	-	-	139	11.6	-
1961-62	13	203	22	61	.361	-	-	-	10	24	.417	-	-	66	19	-	-	-	-	-	54	4.2	-
1966-67	3	95	13	31	.419	-	-	-	4	8	.500	-	-	20	10	-	-	-	-	-	30	10.0	-
1967-68	15	478	59	129	.457	-	-	-	24	40	.600	-	-	90	18	-	-	-	-	-	142	9.5	-
1968-69	14	180	24	50	.480	-	-	-	7	18	.389	-	-	40	7	-	-	-	-	-	55	3.9	-
TOT	65	1358	194	432	.449	-	-	-	91	155	.587	-	-	313	70	-	-	-	-	-	479	7.4	-

NATE HAWTHORNE - 6-4, 190 - SOUTHERN ILLINOIS

JANUARY 15, 1950

REGULAR SEASON

	G	MIN	FG	FGA	PCT	3P	3A	PCT	FT	FTA	PCT	OFF	DEF	TOT	AST	PF	DQ	STL	TO	BLK	PTS	AVG	HI
1973-74	33	229	38	93	.409	-	-	-	30	48	.625	16	16	32	23	33	1	9	-	6	106	3.2	13

PLAYOFFS

	G	MIN	FG	FGA	PCT	3P	3A	PCT	FT	FTA	PCT	OFF	DEF	TOT	AST	PF	DQ	STL	TO	BLK	PTS	AVG	HI
1973-74	3	14	1	7	.143	-	-	-	4	5	.800	-	-	2	2	0	-	-	-	-	6	2.0	-

NIGEL HAYES - 6-8, 254 - WISCONSIN

DECEMBER 16, 1994

REGULAR SEASON

	G	MIN	FG	FGA	PCT	3P	3A	PCT	FT	FTA	PCT	OFF	DEF	TOT	AST	PF	DQ	STL	TO	BLK	PTS	AVG	HI
2017-18	2	11	1	3	.333	0	2	.000	1	1	1.000	0	0	0	2	0	0	0	0	0	3	1.5	3

SPENCER HAYWOOD - 6-8, 225 - DETROIT

APRIL 22, 1949

REGULAR SEASON

	G	MIN	FG	FGA	PCT	3P	3A	PCT	FT	FTA	PCT	OFF	DEF	TOT	AST	PF	DQ	STL	TO	BLK	PTS	AVG	HI
1979-80	76	1544	288	591	.487	1	4	.250	159	206	.772	132	214	346	93	197	2	35	134	57	736	9.7	25

PLAYOFFS

	G	MIN	FG	FGA	PCT	3P	3A	PCT	FT	FTA	PCT	OFF	DEF	TOT	AST	PF	DQ	STL	TO	BLK	PTS	AVG	HI
1979-80	11	145	25	53	.472	0	1	.000	13	16	.813	14	12	26	4	17	-	-	20	6	63	5.7	-

ALL-TIME ROSTER WITH STATISTICS

WALT HAZZARD - 6-2, 190 - UCLA

APRIL 15, 1942

REGULAR SEASON

	G	MIN	FG	FGA	PCT	3P	3A	PCT	FT	FTA	PCT	OFF	DEF	TOT	AST	PF	DQ	STL	TO	BLK	PTS	AVG	HI
1964-65	66	919	117	306	.382	-	-	-	46	71	.648	-	-	111	140	132	0	-	-	-	280	4.2	-
1965-66	80	2198	458	1003	.457	-	-	-	182	257	.708	-	-	219	393	224	0	-	-	-	1098	13.7	-
1966-67	79	1642	301	706	.426	-	-	-	129	177	.729	-	-	231	323	203	1	-	-	-	731	9.3	-
TOT	225	4759	876	2015	.435	-	-	-	357	505	.707	-	-	561	856	559	1	-	-	-	2109	9.4	-

PLAYOFFS

	G	MIN	FG	FGA	PCT	3P	3A	PCT	FT	FTA	PCT	OFF	DEF	TOT	AST	PF	DQ	STL	TO	BLK	PTS	AVG	HI
1964-65	7	118	19	57	.333	-	-	-	15	20	.750	-	-	18	30	18	-	-	-	-	53	7.6	-
1965-66	14	340	70	142	.493	-	-	-	26	42	.619	-	-	41	44	40	-	-	-	-	166	11.9	-
1966-67	3	86	6	25	.240	-	-	-	8	10	.800	-	-	8	16	11	-	-	-	-	20	6.7	-
TOT	24	544	95	224	.424	-	-	-	49	72	.681	-	-	67	90	69	-	-	-	-	239	10.0	-

JEROME HENDERSON - 6-11, 230 - NEW MEXICO

OCTOBER 5, 1959

REGULAR SEASON

	G	MIN	FG	FGA	PCT	3P	3A	PCT	FT	FTA	PCT	OFF	DEF	TOT	AST	PF	DQ	STL	TO	BLK	PTS	AVG	HI
1985-86	1	3	2	3	.667	0	0	-	0	0	-	0	1	1	0	1	0	0	0	0	4	4.0	4

XAVIER HENRY - 6-6, 220 - KANSAS

MARCH 15, 1991

REGULAR SEASON

	G	MIN	FG	FGA	PCT	3P	3A	PCT	FT	FTA	PCT	OFF	DEF	TOT	AST	PF	DQ	STL	TO	BLK	PTS	AVG	HI
2013-14	43	908	144	345	.417	28	81	.346	116	177	.655	25	89	114	51	79	0	44	57	7	432	10.0	27
2014-15	9	86	3	13	.231	0	0	-	14	24	.583	2	2	4	3	6	0	3	0	0	20	2.2	8
TOT	52	994	147	358	.411	28	81	.346	130	201	.647	27	91	118	54	85	0	47	60	7	452	8.7	-

FRED HETZEL - 6-8, 230 - DAVIDSON

JULY 21, 1942

REGULAR SEASON

	G	MIN	FG	FGA	PCT	3P	3A	PCT	FT	FTA	PCT	OFF	DEF	TOT	AST	PF	DQ	STL	TO	BLK	PTS	AVG	HI
1970-71	59	613	111	256	.434	-	-	-	60	77	.779	-	-	149	37	99	3	-	-	-	282	4.8	-

PLAYOFFS

	G	MIN	FG	FGA	PCT	3P	3A	PCT	FT	FTA	PCT	OFF	DEF	TOT	AST	PF	DQ	STL	TO	BLK	PTS	AVG	HI
1970-71	7	38	5	15	.333	-	-	-	2	2	1.000	-	-	7	2	5	-	-	-	-	12	1.7	-

BILL HEWITT - 6-7, 210 - USC

AUGUST 8, 1944

REGULAR SEASON

	G	MIN	FG	FGA	PCT	3P	3A	PCT	FT	FTA	PCT	OFF	DEF	TOT	AST	PF	DQ	STL	TO	BLK	PTS	AVG	HI
1968-69	75	1455	239	528	.453	-	-	-	61	106	.575	-	-	332	76	139	1	-	-	-	539	7.2	-
1969-70	20	478	25	88	.284	-	-	-	16	31	.516	-	-	141	28	39	0	-	-	-	66	3.3	-
TOT	95	1933	264	616	.429	-	-	-	77	137	.562	-	-	473	104	178	1	-	-	-	605	6.4	-

PLAYOFFS

	G	MIN	FG	FGA	PCT	3P	3A	PCT	FT	FTA	PCT	OFF	DEF	TOT	AST	PF	DQ	STL	TO	BLK	PTS	AVG	HI
1968-69	15	412	61	151	.404	-	-	-	18	29	.621	-	-	78	17	40	-	-	-	-	140	9.3	-

ROY HIBBERT - 7-2, 270 - GEORGETOWN

DECEMBER 11, 1986

REGULAR SEASON

	G	MIN	FG	FGA	PCT	3P	3A	PCT	FT	FTA	PCT	OFF	DEF	TOT	AST	PF	DQ	STL	TO	BLK	PTS	AVG	HI
2015-16	81	1878	182	411	.443	0	2	.000	117	145	.807	132	266	398	95	252	3	32	76	110	481	5.9	18

MIKE HIGGINS - 6-9, 220 - NORTHERN COLORADO

FEBRUARY 17, 1967

REGULAR SEASON

	G	MIN	FG	FGA	PCT	3P	3A	PCT	FT	FTA	PCT	OFF	DEF	TOT	AST	PF	DQ	STL	TO	BLK	PTS	AVG	HI
1989-90	6	18	0	0	-	0	0	-	1	2	.500	1	0	1	1	4	0	1	0	2	1	0.2	1

JORDAN HILL - 6-10, 235 - ARIZONA

JULY 27, 1987

REGULAR SEASON

	G	MIN	FG	FGA	PCT	3P	3A	PCT	FT	FTA	PCT	OFF	DEF	TOT	AST	PF	DQ	STL	TO	BLK	PTS	AVG	HI
2011-12	7	82	14	30	.467	0	0	-	5	8	.625	14	17	31	2	11	0	5	7	6	33	4.7	14
2012-13	29	458	77	155	.497	0	2	.000	40	61	.656	82	84	166	13	55	0	8	26	19	194	6.7	17
2013-14	72	1500	286	521	.549	0	1	.000	124	181	.685	194	341	535	54	172	2	29	75	64	696	9.7	28
2014-15	70	1874	357	777	.459	3	11	.273	124	168	.738	174	382	556	103	164	2	34	106	52	841	12.0	26
TOT	178	3914	734	1483	.495	3	14	.214	293	418	.701	464	824	1288	172	402	4	76	214	141	1764	9.9	-

PLAYOFFS

	G	MIN	FG	FGA	PCT	3P	3A	PCT	FT	FTA	PCT	OFF	DEF	TOT	AST	PF	DQ	STL	TO	BLK	PTS	AVG	HI
2011-12	12	217	23	53	.434	0	0	-	11	16	.688	39	37	76	1	32	0	3	7	8	57	4.8	-
2012-13	3	31	5	10	.500	0	0	-	0	0	-	2	9	11	1	2	0	0	0	2	10	3.3	-
TOT	15	248	28	63	.444	0	0	-	11	16	.688	41	46	87	2	34	0	3	7	10	67	4.5	-

ALL-TIME ROSTER WITH STATISTICS

LEW HITCH - 6-8, 200 - KANSAS STATE

JULY 16, 1929

REGULAR SEASON

	G	MIN	FG	FGA	PCT	3P	3A	PCT	FT	FTA	PCT	OFF	DEF	TOT	AST	PF	DQ	STL	TO	BLK	PTS	AVG	HI
1951-52	61	849	77	215	.358	-	-	-	63	94	.670	-	-	243	50	89	3	-	-	-	217	3.6	-
1952-53	70	1027	89	255	.349	-	-	-	83	136	.610	-	-	275	66	122	2	-	-	-	261	3.7	-
1954-55*	74	1774	167	417	.400	-	-	-	115	169	.680	-	-	438	125	110	0	-	-	-	449	6.1	-
1955-56	49	1129	94	235	.400	-	-	-	100	132	.758	-	-	283	77	85	0	-	-	-	288	4.2	-
TOT	274	4779	427	1122	.381	-	-	-	361	531	.680	-	-	1239	318	406	5	-	-	-	1215	4.4	-

PLAYOFFS

	G	MIN	FG	FGA	PCT	3P	3A	PCT	FT	FTA	PCT	OFF	DEF	TOT	AST	PF	DQ	STL	TO	BLK	PTS	AVG	HI
1951-52	13	152	9	25	.360	-	-	-	6	21	.286	-	-	44	9	-	-	-	-	-	24	1.8	-
1952-53	12	189	16	46	.348	-	-	-	17	32	.531	-	-	64	11	-	-	-	-	-	49	4.1	-
1954-55	7	137	16	40	.400	-	-	-	23	29	.793	-	-	42	10	-	-	-	-	-	55	7.9	-
1955-56	3	54	4	13	.308	-	-	-	7	10	.700	-	-	15	2	-	-	-	-	-	15	5.0	-
TOT	35	532	45	124	.363	-	-	-	53	92	.576	-	-	165	32	-	-	-	-	-	143	4.1	-

JIM HOLSTEIN - 6-3, 180 - CINCINNATI

SEPTEMBER 24, 1930

REGULAR SEASON

	G	MIN	FG	FGA	PCT	3P	3A	PCT	FT	FTA	PCT	OFF	DEF	TOT	AST	PF	DQ	STL	TO	BLK	PTS	AVG	HI
1952-53	66	989	98	274	.358	-	-	-	70	105	.667	-	-	173	74	128	1	-	-	-	266	4.0	-
1953-54	70	1155	88	288	.306	-	-	-	64	112	.571	-	-	204	79	140	0	-	-	-	240	3.4	-
1954-55	62	980	107	330	.324	-	-	-	67	94	.713	-	-	206	58	107	0	-	-	-	281	4.5	-
TOT	198	3124	293	892	.328	-	-	-	201	311	.646	-	-	583	211	375	1	-	-	-	787	4.0	-

PLAYOFFS

	G	MIN	FG	FGA	PCT	3P	3A	PCT	FT	FTA	PCT	OFF	DEF	TOT	AST	PF	DQ	STL	TO	BLK	PTS	AVG	HI
1952-53	12	192	20	42	.476	-	-	-	12	23	.522	-	-	30	11	30	-	-	-	-	52	4.3	-
1953-54	13	188	15	49	.306	-	-	-	16	23	.696	-	-	35	11	28	-	-	-	-	46	3.5	-
1954-55	7	117	16	38	.421	-	-	-	8	9	.889	-	-	30	6	8	-	-	-	-	40	5.7	-
TOT	32	497	51	129	.395	-	-	-	36	55	.655	-	-	95	28	66	-	-	-	-	138	4.3	-

BRAD HOLLAND - 6-3, 220 - UCLA

DECEMBER 12, 1956

REGULAR SEASON

	G	MIN	FG	FGA	PCT	3P	3A	PCT	FT	FTA	PCT	OFF	DEF	TOT	AST	PF	DQ	STL	TO	BLK	PTS	AVG	HI
1979-80	38	197	44	104	.423	3	15	.200	15	16	.938	4	13	17	22	24	0	15	13	1	106	2.8	12
1980-81	41	295	47	111	.423	1	3	.333	35	49	.714	9	20	29	23	44	0	21	31	1	130	3.2	10
TOT	79	492	91	215	.423	4	18	.222	50	65	.769	13	33	46	45	68	0	36	44	2	236	3.0	-

JOHN HORAN - 6-8, 190 - DAYTON

NOVEMBER 14, 1980

REGULAR SEASON

	G	MIN	FG	FGA	PCT	3P	3A	PCT	FT	FTA	PCT	OFF	DEF	TOT	AST	PF	DQ	STL	TO	BLK	PTS	AVG	HI
1955-56	12	50	4	16	.250	-	-	-	4	5	.800	-	-	6	1	7	0	-	-	-	12	1.0	-

RON HORN - 6-7, 225 - INDIANA

MAY 24, 1938

REGULAR SEASON

	G	MIN	FG	FGA	PCT	3P	3A	PCT	FT	FTA	PCT	OFF	DEF	TOT	AST	PF	DQ	STL	TO	BLK	PTS	AVG	HI
1962-63	28	289	27	82	.329	-	-	-	20	29	.690	-	-	71	10	46	0	-	-	-	74	2.6	-

PLAYOFFS

	G	MIN	FG	FGA	PCT	3P	3A	PCT	FT	FTA	PCT	OFF	DEF	TOT	AST	PF	DQ	STL	TO	BLK	PTS	AVG	HI
1962-63	7	55	4	12	.333	-	-	-	4	5	.800	-	-	11	2	13	-	-	-	-	12	1.7	-

ROBERT HORRY - 6-10, 240 - ALABAMA

AUGUST 25, 1970

REGULAR SEASON

	G	MIN	FG	FGA	PCT	3P	3A	PCT	FT	FTA	PCT	OFF	DEF	TOT	AST	PF	DQ	STL	TO	BLK	PTS	AVG	HI
1996-97	22	676	75	165	.455	25	76	.329	28	40	.700	28	90	118	56	72	1	38	26	29	203	9.2	15
1997-98	72	2192	200	420	.476	19	93	.204	117	169	.692	186	356	542	163	238	5	112	99	94	536	7.4	23
1998-99	38	744	67	146	.459	20	45	.444	34	46	.739	56	96	152	56	103	2	36	49	39	188	4.9	22
1999-00	76	1685	159	363	.438	29	94	.309	89	113	.788	133	228	361	118	189	0	84	73	80	436	5.7	20
2000-01	79	1587	147	380	.387	54	156	.346	59	83	.711	93	203	296	128	210	3	54	79	54	407	5.2	20
2001-02	81	2140	183	460	.398	76	203	.374	108	138	.783	130	349	479	232	208	1	77	88	89	550	6.8	23
2002-03	80	2343	184	476	.387	51	177	.288	103	134	.769	181	333	514	233	247	2	96	112	61	522	6.5	17
TOT	448	11367	1015	2410	.421	274	844	.325	538	723	.744	807	1655	2462	986	1267	14	497	526	446	2842	6.3	-

PLAYOFFS

	G	MIN	FG	FGA	PCT	3P	3A	PCT	FT	FTA	PCT	OFF	DEF	TOT	AST	PF	DQ	STL	TO	BLK	PTS	AVG	HI
1996-97	9	279	17	38	.447	12	28	.429	14	18	.778	12	36	48	13	27	-	10	11	7	60	6.7	-
1997-98	13	422	39	70	.557	6	17	.353	28	41	.683	34	50	84	40	45	-	14	18	18	112	8.6	-
1998-99	8	177	12	26	.462	5	12	.417	11	14	.786	10	26	36	11	29	-	6	7	6	40	5.0	-
1999-00	23	618	59	145	.407	17	59	.288	40	57	.702	38	85	123	58	88	-	20	30	19	175	7.6	-
2000-01	16	382	32	87	.368	17	47	.362	13	22	.591	30	53	83	31	50	-	22	18	16	94	5.9	-
2001-02	19	703	61	136	.449	24	62	.387	30	38	.789	36	118	154	61	66	-	33	30	16	176	9.3	-
2002-03	12	373	30	94	.319	2	38	.053	5	9	.556	23	57	80	37	37	-	15	17	12	67	5.6	-
TOT	100	2954	250	596	.419	83	263	.316	141	199	.709	183	425	608	251	342	-	120	131	94	724	7.2	-

* Played with multiple teams (cumulative stats only available)

ALL-TIME ROSTER WITH STATISTICS

TALEN HORTON-TUCKER - 6-4, 233 - IOWA STATE

NOVEMBER 25, 2000

REGULAR SEASON

	G	MIN	FG	FGA	PCT	3P	3A	PCT	FT	FTA	PCT	OFF	DEF	TOT	AST	PF	DQ	STL	TO	BLK	PTS	AVG	HI
2019-20	6	81	14	30	.467	4	13	.308	2	4	.500	2	5	7	6	10	0	8	6	1	34	5.7	14
2020-21	65	1304	224	489	.458	37	131	.282	100	129	.775	25	144	169	181	127	0	63	105	21	585	9.0	24
2021-22	60	1511	224	538	.416	49	182	.269	100	125	.800	37	156	193	159	148	0	59	82	29	597	10.0	40
TOT	131	2896	462	1057	.437	90	326	.276	202	258	.783	64	305	369	346	285	0	130	193	51	1216	9.3	-

PLAYOFFS

	G	MIN	FG	FGA	PCT	3P	3A	PCT	FT	FTA	PCT	OFF	DEF	TOT	AST	PF	DQ	STL	TO	BLK	PTS	AVG	HI
2019-20	2	17	6	12	.500	2	5	.400	0	0	---	0	5	5	0	4	0	4	0	0	14	7.0	9
2020-21	4	48	11	24	.458	1	5	.200	3	5	.600	2	12	14	2	3	0	1	3	0	26	6.5	12
TOT	6	65	17	36	.472	3	10	.300	3	5	.600	2	17	19	2	7	0	5	3	0	40	6.7	-

DWIGHT HOWARD - 6-9, 260 - SW ATLANTA CHRISTIAN ACADEMY (GA)

DECEMBER 8, 1985

REGULAR SEASON

	G	MIN	FG	FGA	PCT	3P	3A	PCT	FT	FTA	PCT	OFF	DEF	TOT	AST	PF	DQ	STL	TO	BLK	PTS	AVG	HI
2012-13	76	2722	470	813	.578	1	6	.167	355	721	.492	251	694	945	108	291	5	84	225	186	1296	17.1	39
2019-20	69	1306	202	277	.729	3	5	.600	110	214	.514	172	335	507	45	222	0	31	84	79	517	7.5	21
2021-22	60	971	134	219	.612	8	15	.533	96	146	.658	118	238	356	35	115	1	34	47	36	372	6.2	24
TOT	205	4999	806	1309	.616	12	26	.462	561	1081	.519	541	1267	1808	188	628	6	149	356	301	2185	10.7	-

PLAYOFFS

	G	MIN	FG	FGA	PCT	3P	3A	PCT	FT	FTA	PCT	OFF	DEF	TOT	AST	PF	DQ	STL	TO	BLK	PTS	AVG	HI
2012-13	4	126	26	42	.619	0	0	-	16	36	.444	10	33	43	4	17	0	2	16	8	68	17.0	-
2019-20	18	282	39	57	.684	1	2	.500	25	45	.556	32	51	83	9	55	0	8	16	8	104	5.8	13
TOT	22	408	65	99	.657	1	2	.500	41	81	.506	42	84	126	13	72	0	10	32	16	172	7.8	-

LOU HUDSON - 6-4 1/2, 215 - MINNESOTA

JULY 11, 1944

REGULAR SEASON

	G	MIN	FG	FGA	PCT	3P	3A	PCT	FT	FTA	PCT	OFF	DEF	TOT	AST	PF	DQ	STL	TO	BLK	PTS	AVG	HI
1977-78	82	2283	493	992	.497	-	-	-	137	177	.774	80	108	188	193	196	0	94	150	14	1123	13.7	30
1978-79	78	1686	329	636	.517	-	-	-	110	124	.887	64	76	140	141	133	1	58	99	17	768	9.8	23
TOT	160	3969	822	1628	.505	-	-	-	247	301	.821	144	184	328	334	329	1	152	249	31	1891	11.8	-

PLAYOFFS

	G	MIN	FG	FGA	PCT	3P	3A	PCT	FT	FTA	PCT	OFF	DEF	TOT	AST	PF	DQ	STL	TO	BLK	PTS	AVG	HI
1977-78	3	93	14	38	.368	-	-	-	7	8	.875	-	9	9	9	9	-	-	-	-	35	11.7	-
1978-79	6	90	17	32	.531	-	-	-	4	4	1.000	-	4	8	6	6	-	-	-	-	38	6.3	-
TOT	9	183	31	70	.443	-	-	-	11	12	.917	-	-	13	17	15	-	-	-	-	73	8.1	-

MARCELO HUERTAS - 6-3, 200 - BRAZIL

MAY 25, 1983

REGULAR SEASON

	G	MIN	FG	FGA	PCT	3P	3A	PCT	FT	FTA	PCT	OFF	DEF	TOT	AST	PF	DQ	STL	TO	BLK	PTS	AVG	HI
2015-16	53	869	97	230	.422	16	61	.262	27	29	.931	18	72	90	182	76	0	26	80	7	237	4.5	13
2016-17	23	237	25	68	.368	4	19	.211	9	17	.529	2	22	24	52	16	0	10	19	2	63	2.7	-
TOT	76	1106	122	298	.409	20	80	.250	36	46	.783	20	94	114	234	92	0	36	99	9	300	3.9	-

JAY HUFF - 7-1, 240 - VIRGINIA

AUGUST 25, 1997

REGULAR SEASON

	G	MIN	FG	FGA	PCT	3P	3A	PCT	FT	FTA	PCT	OFF	DEF	TOT	AST	PF	DQ	STL	TO	BLK	PTS	AVG	HI
2021-22	4	20	0	3	.000	0	2	.000	0	0	---	1	3	4	1	1	0	1	1	1	0	0.0	-

ROD HUNDLEY - 6-4, 185 - WEST VIRGINIA

OCTOBER 26, 1934

REGULAR SEASON

	G	MIN	FG	FGA	PCT	3P	3A	PCT	FT	FTA	PCT	OFF	DEF	TOT	AST	PF	DQ	STL	TO	BLK	PTS	AVG	HI
1957-58	65	1154	174	548	.318	-	-	-	104	162	.642	-	-	186	121	99	0	-	-	-	452	7.0	-
1958-59	71	1664	259	719	.360	-	-	-	164	218	.752	-	-	250	205	139	0	-	-	-	682	9.6	-
1959-60	73	2279	365	1019	.358	-	-	-	203	273	.744	-	-	390	338	194	0	-	-	-	933	12.8	-
1960-61	79	2179	323	921	.351	-	-	-	223	296	.753	-	-	289	350	144	0	-	-	-	869	11.0	-
1961-62	78	1492	173	509	.340	-	-	-	83	127	.654	-	-	199	290	129	1	-	-	-	429	5.5	-
1962-63	65	785	88	262	.336	-	-	-	84	119	.706	-	-	106	151	81	0	-	-	-	260	4.0	-
TOT	431	9553	1382	3978	.347	-	-	-	861	1195	.721	-	-	1420	1455	786	1	-	-	-	3625	8.4	-

PLAYOFFS

	G	MIN	FG	FGA	PCT	3P	3A	PCT	FT	FTA	PCT	OFF	DEF	TOT	AST	PF	DQ	STL	TO	BLK	PTS	AVG	HI
1958-59	13	175	20	58	.345	-	-	-	12	14	.857	-	-	23	20	15	-	-	-	-	52	4.0	-
1959-60	9	337	41	122	.336	-	-	-	24	37	.649	-	-	61	55	18	-	-	-	-	106	11.8	-
1960-61	12	287	30	101	.297	-	-	-	20	29	.690	-	-	41	45	19	-	-	-	-	80	6.7	-
1961-62	12	187	7	25	.280	-	-	-	9	12	.750	-	-	18	32	27	-	-	-	-	23	1.9	-
1962-63	7	34	3	10	.300	-	-	-	3	3	1.000	-	-	6	5	1	-	-	-	-	9	1.3	-
TOT	53	1020	101	316	.320	-	-	-	68	95	.716	-	-	149	157	80	-	-	-	-	270	5.1	-

LINDSEY HUNTER - 6-2, 190 - JACKSON STATE

DECEMBER 3, 1970

REGULAR SEASON

	G	MIN	FG	FGA	PCT	3P	3A	PCT	FT	FTA	PCT	OFF	DEF	TOT	AST	PF	DQ	STL	TO	BLK	PTS	AVG	HI
2001-02	82	1616	187	490	.382	79	208	.380	20	40	.500	18	103	121	129	120	0	66	55	19	473	5.8	18

PLAYOFFS

	G	MIN	FG	FGA	PCT	3P	3A	PCT	FT	FTA	PCT	OFF	DEF	TOT	AST	PF	DQ	STL	TO	BLK	PTS	AVG	HI
2001-02	18	132	14	45	.311	8	29	.276	0	0	-	2	5	7	10	19	-	2	5	0	36	2.0	-

ALL-TIME ROSTER WITH STATISTICS

JOE HUTTON - 6-1, 170 - HAMLINE

OCTOBER 6, 1928

REGULAR SEASON

	G	MIN	FG	FGA	PCT	3P	3A	PCT	FT	FTA	PCT	OFF	DEF	TOT	AST	PF	DQ	STL	TO	BLK	PTS	AVG	HI
1950-51	60	-	59	180	.328	-	-	-	29	43	.647	-	-	102	53	89	1	-	-	-	147	2.5	-
1951-52	60	723	53	158	.335	-	-	-	49	70	.700	-	-	85	62	110	1	-	-	-	155	2.6	-
TOT	120	723	112	338	.331	-	-	-	78	113	.690	-	-	187	115	199	2	-	-	-	302	2.5	-

PLAYOFFS

	G	MIN	FG	FGA	PCT	3P	3A	PCT	FT	FTA	PCT	OFF	DEF	TOT	AST	PF	DQ	STL	TO	BLK	PTS	AVG	HI
1950-51	7	-	0	3	.000	-	-	-	2	4	.500	-	-	3	1	5	-	-	-	-	2	0.3	-
1951-52	12	139	12	29	.414	-	-	-	9	14	.643	-	-	13	12	17	-	-	-	-	33	2.8	-
TOT	19	-	12	32	.375	-	-	-	11	18	.611	-	-	16	13	22	-	-	-	-	35	1.8	-

DARRALL IMHOFF - 6-10, 220 - CALIFORNIA

OCTOBER 11, 1938

REGULAR SEASON

	G	MIN	FG	FGA	PCT	3P	3A	PCT	FT	FTA	PCT	OFF	DEF	TOT	AST	PF	DQ	STL	TO	BLK	PTS	AVG	HI
1964-65	76	1521	145	311	.466	-	-	-	88	154	.571	-	-	500	87	238	7	-	-	-	378	5.0	-
1965-66	77	1413	151	337	.448	-	-	-	77	136	.566	-	-	509	113	234	7	-	-	-	379	4.9	-
1966-67	81	2725	370	780	.474	-	-	-	127	207	.614	-	-	1080	222	281	7	-	-	-	867	10.7	-
1967-68	82	2271	293	613	.478	-	-	-	177	286	.619	-	-	893	206	264	3	-	-	-	763	9.3	-
TOT	316	7930	959	2041	.470	-	-	-	469	783	.599	-	-	2982	628	1017	24	-	-	-	2387	7.6	-

PLAYOFFS

	G	MIN	FG	FGA	PCT	3P	3A	PCT	FT	FTA	PCT	OFF	DEF	TOT	AST	PF	DQ	STL	TO	BLK	PTS	AVG	HI
1964-65	11	151	13	24	.542	-	-	-	7	12	.583	-	-	43	13	26	-	-	-	-	33	3.0	-
1965-66	14	243	14	40	.350	-	-	-	13	18	.722	-	-	81	30	42	-	-	-	-	41	2.9	-
1966-67	3	86	13	24	.542	-	-	-	4	5	.800	-	-	37	5	8	-	-	-	-	30	10.0	-
1967-68	15	440	44	89	.494	-	-	-	26	51	.510	-	-	163	30	56	-	-	-	-	114	7.6	-
TOT	43	920	84	177	.475	-	-	-	50	86	.581	-	-	324	78	132	-	-	-	-	218	5.1	-

ANDRE INGRAM - 6-3, 190 - AMERICAN

NOVEMBER 19, 1985

REGULAR SEASON

	G	MIN	FG	FGA	PCT	3P	3A	PCT	FT	FTA	PCT	OFF	DEF	TOT	AST	PF	DQ	STL	TO	BLK	PTS	AVG	HI
2017-18	2	64	8	17	.471	5	9	.556	3	3	1.000	1	5	6	7	3	0	3	3	3	24	12.0	19
2018-19	4	15	0	6	.000	0	3	.000	0	0	0	-	1	1	2	0	0	1	1	0	0	0.0	0
TOT	6	79	8	23	.348	5	12	.417	3	3	1.000	2	6	8	7	3	0	4	4	3	24	4.0	-

BRANDON INGRAM - 6-9, 190 - DUKE

SEPTEMBER 2, 1997

REGULAR SEASON

	G	MIN	FG	FGA	PCT	3P	3A	PCT	FT	FTA	PCT	OFF	DEF	TOT	AST	PF	DQ	STL	TO	BLK	PTS	AVG	HI
2016-17	79	2279	276	686	.402	55	187	.294	133	214	.621	60	256	316	166	158	1	49	116	36	740	9.4	22
2017-18	59	1975	358	761	.470	41	105	.390	192	282	.681	57	257	314	230	163	1	45	149	43	949	16.1	32
2018-19	52	1760	362	729	.497	31	94	.330	195	289	.675	41	226	267	154	149	1	28	129	31	950	18.3	36
TOT	190	6014	996	2176	.458	127	386	.329	520	785	.662	158	739	897	550	470	3	123	394	110	2639	13.9	-

MCCOY INGRAM - 6-0, 210 - JACKSON STATE

AUGUST 31, 1931

REGULAR SEASON

	G	MIN	FG	FGA	PCT	3P	3A	PCT	FT	FTA	PCT	OFF	DEF	TOT	AST	PF	DQ	STL	TO	BLK	PTS	AVG	HI
1957-58	24	267	27	103	.262	-	-	-	13	28	.464	-	-	116	20	44	1	-	-	-	67	2.8	-

JIM JACKSON - 6-6, 220 - OHIO STATE

OCTOBER 14, 1970

REGULAR SEASON

	G	MIN	FG	FGA	PCT	3P	3A	PCT	FT	FTA	PCT	OFF	DEF	TOT	AST	PF	DQ	STL	TO	BLK	PTS	AVG	HI
2005-06	13	92	9	31	.290	4	11	.364	0	0	0	-	12	12	4	5	0	2	5	0	22	1.7	7

PLAYOFFS

	G	MIN	FG	FGA	PCT	3P	3A	PCT	FT	FTA	PCT	OFF	DEF	TOT	AST	PF	DQ	STL	TO	BLK	PTS	AVG	HI
2005-06	3	21	2	6	.333	0	1	.000	0	0	.000	2	1	3	2	4	-	1	2	1	4	1.3	-

TONY JACKSON - 6-0, 170 - FLORIDA STATE

JANUARY 17, 1958

REGULAR SEASON

	G	MIN	FG	FGA	PCT	3P	3A	PCT	FT	FTA	PCT	OFF	DEF	TOT	AST	PF	DQ	STL	TO	BLK	PTS	AVG	HI
1980-81	2	14	1	3	.333	0	0	-	0	0	-	0	2	2	2	1	0	2	0	0	2	1.0	2

SAM JACOBSON - 6-6, 215 - MINNESOTA

JULY 22, 1975

REGULAR SEASON

	G	MIN	FG	FGA	PCT	3P	3A	PCT	FT	FTA	PCT	OFF	DEF	TOT	AST	PF	DQ	STL	TO	BLK	PTS	AVG	HI
1998-99	2	12	3	5	.600	0	1	.000	2	2	1.000	0	3	3	0	2	0	0	1	0	8	4.0	6
1999-00	3	18	5	9	.556	0	0	-	0	2	.000	0	1	1	2	1	0	1	2	0	10	3.3	6
TOT	5	30	8	14	.571	0	1	.000	2	4	.500	0	4	4	2	3	0	1	3	0	18	3.6	-

LEBRON JAMES - 6-9, 250 - ST. VINCENT-ST. MARY (OH)

DECEMBER 30, 1984

REGULAR SEASON

	G	MIN	FG	FGA	PCT	3P	3A	PCT	FT	FTA	PCT	OFF	DEF	TOT	AST	PF	DQ	STL	TO	BLK	PTS	AVG	HI
2018-19	55	1937	558	1095	.510	111	327	.339	278	418	.665	57	408	465	454	118	0	72	197	33	1505	27.4	51
2019-20	67	2316	643	1303	.493	148	425	.348	264	381	.693	66	459	525	684	118	0	78	261	36	1698	25.3	40
2020-21	45	1504	422	823	.513	104	285	.365	178	255	.698	29	317	346	350	70	0	48	168	25	1126	25.0	46
2021-22	56	2084	640	1221	.524	161	448	.359	254	336	.756	63	396	459	349	121	0	73	196	59	1695	30.3	56
TOT	223	7841	2263	4422	.509	524	1485	.353	974	1390	.701	215	1580	1795	1837	403	0	271	822	153	6024	27.0	-

PLAYOFFS

	G	MIN	FG	FGA	PCT	3P	3A	PCT	FT	FTA	PCT	OFF	DEF	TOT	AST	PF	DQ	STL	TO	BLK	PTS	AVG	HI
2019-20	21	762	214	382	.560	44	119	.370	108	150	.720	28	198	226	184	40	0	26	84	18	580	27.6	40
2020-21	6	224	54	114	.474	18	48	.375	14	23	.609	7	36	43	48	7	0	9	25	2	140	23.3	29
TOT	27	986	268	496	.540	62	167	.371	122	173	.705	35	234	269	232	47	0	35	109	20	720	26.7	-

ALL-TIME ROSTER WITH STATISTICS

ANTAWN JAMISON - 6-9, 235 - NORTH CAROLINA

JUNE 12, 1976

REGULAR SEASON

	G	MIN	FG	FGA	PCT	3P	3A	PCT	FT	FTA	PCT	OFF	DEF	TOT	AST	PF	DQ	STL	TO	BLK	PTS	AVG	HI
2012-13	76	1636	267	575	.464	84	233	.361	94	136	.691	109	253	362	50	124	1	30	53	22	712	9.4	33

PLAYOFFS

	G	MIN	FG	FGA	PCT	3P	3A	PCT	FT	FTA	PCT	OFF	DEF	TOT	AST	PF	DQ	STL	TO	BLK	PTS	AVG	HI
2012-13	4	79	10	23	.435	5	12	.417	4	6	.667	1	6	7	1	9	0	1	3	2	29	7.3	-

TONY JAROS - 6-3, 185 - MINNESOTA

FEBRUARY 22, 1920

REGULAR SEASON

G	MIN	FG	FGA	PCT	3P	3A	PCT	FT	FTA	PCT	OFF	DEF	TOT	AST	PF	DQ	STL	TO	BLK	PTS	AVG	HI
1948-49	59	-	132	385	.343	-	-	-	79	110	.718	-	-	-	58	114	-	-	-	343	5.8	-
1949-50	61	-	84	289	.291	-	-	-	72	96	.750	-	-	-	60	106	-	-	-	240	3.9	-
1950-51	63	-	88	287	.307	-	-	-	65	103	.631	-	-	131	72	131	0	-	-	261	3.8	-
TOT	183	-	304	961	.316	-	-	-	216	309	.699	-	-	131	190	351	0	-	-	824	4.5	-

PLAYOFFS

G	MIN	FG	FGA	PCT	3P	3A	PCT	FT	FTA	PCT	OFF	DEF	TOT	AST	PF	DQ	STL	TO	BLK	PTS	AVG	HI
1948-49	10	-	20	56	.357	-	-	-	18	23	.783	-	-	-	11	28	-	-	-	58	5.8	-
1949-50	2	-	0	3	.000	-	-	-	1	2	.500	-	-	0	0	2	-	-	-	1	0.5	-
1950-51	7	-	6	20	.300	-	-	-	8	11	.727	-	-	7	6	11	-	-	-	20	2.9	-
TOT	19	-	26	79	.329	-	-	-	27	36	.750	-	-	7	17	41	-	-	-	79	4.2	-

CLAY JOHNSON - 6-4, 175 - MISSOURI

JULY 18, 1956

REGULAR SEASON

	G	MIN	FG	FGA	PCT	3P	3A	PCT	FT	FTA	PCT	OFF	DEF	TOT	AST	PF	DQ	STL	TO	BLK	PTS	AVG	HI
1981-82	7	65	11	20	.550	0	0	-	3	6	.500	8	4	12	7	13	0	3	7	3	25	3.6	14
1982-83	48	447	53	135	.393	0	2	.000	38	48	.792	40	29	69	24	62	0	22	25	4	144	3.0	13
TOT	55	512	64	155	.413	0	2	.000	41	54	.759	48	33	81	31	75	0	25	32	7	169	3.1	-

PLAYOFFS

	G	MIN	FG	FGA	PCT	3P	3A	PCT	FT	FTA	PCT	OFF	DEF	TOT	AST	PF	DQ	STL	TO	BLK	PTS	AVG	HI
1981-82	7	38	5	9	.556	0	0	-	2	2	1.000	1	2	3	1	6	-	1	1	0	12	1.7	-
1982-83	7	20	4	7	.571	0	1	.000	0	0	.000	2	2	4	1	3	-	1	1	0	8	1.1	-
TOT	14	58	9	16	.563	0	1	.000	2	2	1.000	3	4	7	2	9	-	2	2	0	20	1.4	-

EARVIN JOHNSON - 6-9, 220 - MICHIGAN STATE

AUGUST 14, 1959

REGULAR SEASON

	G	MIN	FG	FGA	PCT	3P	3A	PCT	FT	FTA	PCT	OFF	DEF	TOT	AST	PF	DQ	STL	TO	BLK	PTS	AVG	HI
1979-80	77	2795	503	949	.530	7	31	.226	374	462	.810	166	430	596	563	218	1	187	305	41	1387	18.0	31
1980-81	37	1371	312	587	.532	3	17	.176	171	225	.760	101	219	320	317	100	0	127	143	27	798	21.6	41
1981-82	78	2991	556	1036	.537	6	29	.207	329	433	.760	252	499	751	473	223	1	208	286	34	1447	18.6	40
1982-83	79	2907	511	933	.548	0	21	.000	304	380	.800	214	469	683	829	200	1	176	301	47	1326	16.8	36
1983-84	67	2567	441	780	.565	6	29	.207	290	358	.810	99	392	491	875	169	1	150	306	49	1178	17.6	33
1984-85	77	2781	504	899	.561	7	37	.189	391	464	.843	90	386	476	968	155	0	113	305	25	1406	18.3	39
1985-86	72	2578	483	918	.526	10	43	.233	378	434	.871	85	341	426	907	133	0	113	273	16	1354	18.8	34
1986-87	80	2904	683	1308	.522	8	39	.205	535	631	.848	122	382	504	977	168	0	138	300	36	1909	23.9	46
1987-88	72	2637	490	996	.492	11	56	.196	417	489	.853	88	361	449	858	147	0	114	269	13	1408	19.6	39
1988-89	77	2886	579	1137	.509	59	188	.314	513	563	.911	111	496	607	988	172	0	138	312	22	1730	22.5	40
1989-90	79	2937	546	1138	.480	106	276	.384	567	637	.890	128	394	522	907	167	1	132	289	34	1765	22.3	38
1990-91	79	2933	466	976	.477	80	250	.320	519	573	.906	105	446	551	989	150	0	102	314	17	1531	19.4	34
1995-96	32	958	137	294	.466	22	58	.379	172	201	.856	40	143	183	220	48	0	26	103	13	468	14.6	30
TOT	906	33245	6211	11951	.520	325	1074	.303	4960	5850	.848	1601	4958	6559	10141	2050	5	1724	3506	374	17707	19.5	-

PLAYOFFS

	G	MIN	FG	FGA	PCT	3P	3A	PCT	FT	FTA	PCT	OFF	DEF	TOT	AST	PF	DQ	STL	TO	BLK	PTS	AVG	HI
1979-80	16	658	103	199	.518	2	8	.250	85	106	.802	52	116	168	151	47	-	49	65	6	293	18.3	-
1980-81	3	127	19	49	.388	0	0	-	13	20	.650	8	33	41	21	14	-	8	11	3	51	17.0	-
1981-82	14	562	83	157	.529	0	4	.000	77	93	.828	54	104	158	130	50	-	40	44	3	243	17.4	-
1982-83	15	389	100	206	.485	0	11	.000	68	81	.840	51	77	128	192	49	-	34	64	12	268	17.9	-
1983-84	21	837	151	274	.551	0	7	.000	80	100	.800	26	113	139	284	71	-	42	79	20	382	18.2	-
1984-85	19	687	116	226	.513	1	7	.143	100	118	.847	19	115	134	289	48	-	32	76	4	333	17.5	-
1985-86	14	541	110	205	.537	0	11	.000	82	107	.766	21	79	100	211	43	-	27	45	1	302	21.6	-
1986-87	18	666	146	271	.539	2	10	.200	98	118	.831	28	111	139	219	37	-	31	51	7	392	21.8	-
1987-88	24	965	169	329	.514	7	14	.500	132	155	.852	32	98	130	303	61	-	34	83	4	477	19.9	-
1988-89	14	518	85	174	.489	10	35	.286	78	86	.907	15	48	83	165	30	-	27	53	3	258	18.4	-
1989-90	9	376	76	155	.490	5	25	.200	70	79	.886	12	65	87	115	28	-	11	36	1	227	25.2	-
1990-91	19	823	118	268	.440	21	71	.296	157	178	.882	23	131	154	240	43	-	23	77	0	414	21.8	-
1995-96	4	135	15	39	.385	3	9	.333	28	33	.848	8	26	34	26	3	-	0	12	0	61	15.3	-
TOT	190	7284	1291	2552	.506	51	212	.241	1068	1274	.838	349	1116	1465	2346	524	-	358	696	64	3701	19.5	-

RON JOHNSON - 6-8, 215 - MINNESOTA

JULY 20, 1938

REGULAR SEASON

G	MIN	FG	FGA	PCT	3P	3A	PCT	FT	FTA	PCT	OFF	DEF	TOT	AST	PF	DQ	STL	TO	BLK	PTS	AVG	HI
1960-61	8	43	2	13	.154	-	-	-	2	3	.667	-	-	15	1	4	0	-	-	6	0.8	-

STANLEY JOHNSON - 6-6, 242 - ARIZONA

MAY 29, 1996

REGULAR SEASON

	G	MIN	FG	FGA	PCT	3P	3A	PCT	FT	FTA	PCT	OFF	DEF	TOT	AST	PF	DQ	STL	TO	BLK	PTS	AVG	HI
2021-22	48	1094	117	251	.466	33	105	.314	53	74	.716	34	121	155	80	109	1	43	35	14	320	6.7	21

ALL-TIME ROSTER WITH STATISTICS

TREY JOHNSON - 6-5, 215 - JACKSON STATE

AUGUST 30, 1984

REGULAR SEASON																			
G	MIN	FG	FGA	PCT	3P	3A	PCT	FT	FTA	PCT	OFF	DEF	TOT	AST	PF	DQ	STL	TO	BLK
2010-11	1	13	2	3	.667	0	0	-	2	2	1.000	0	0	0	1	0	0	0	6
PLAYOFFS																			
G	MIN	FG	FGA	PCT	3P	3A	PCT	FT	FTA	PCT	OFF	DEF	TOT	AST	PF	DQ	STL	TO	BLK
2010-11	3	12	1	5	.200	0	1	.000	1	2	.500	1	3	4	1	2	-	0	3

WESLEY JOHNSON - 6-7, 215 - SYRACUSE

JULY 11, 1987

REGULAR SEASON																			
G	MIN	FG	FGA	PCT	3P	3A	PCT	FT	FTA	PCT	OFF	DEF	TOT	AST	PF	DQ	STL	TO	BLK
2013-14	79	2240	277	651	.425	100	271	369	61	77	.792	70	278	348	124	207	1	86	90
2014-15	76	2245	286	691	.414	91	259	351	90	112	.804	67	252	319	124	162	4	59	87
TOT	155	4485	563	1342	.420	191	530	360	151	189	.799	137	530	667	248	369	5	145	177

DARIUS JOHNSON-ODOM - 6-2, 215 - MARQUETTE

SEPTEMBER 28, 1989

REGULAR SEASON																			
G	MIN	FG	FGA	PCT	3P	3A	PCT	FT	FTA	PCT	OFF	DEF	TOT	AST	PF	DQ	STL	TO	BLK
2012-13	4	6	0	4	.000	0	1	.000	0	0	-	1	3	4	1	0	0	0	0.0

HOWIE JOLLIFF - 6-7, 220 - OHIO

JULY 20, 1938

REGULAR SEASON																			
G	MIN	FG	FGA	PCT	3P	3A	PCT	FT	FTA	PCT	OFF	DEF	TOT	AST	PF	DQ	STL	TO	BLK
1960-61	46	352	46	141	.326	-	-	-	11	23	.478	-	-	141	53	0	-	-	103
1961-62	64	1094	104	253	.411	-	-	-	41	98	.526	-	-	383	76	175	4	-	249
1962-63	28	293	15	55	.273	-	-	-	6	9	.667	-	-	62	20	49	1	-	36
TOT	138	1739	165	449	.367	-	-	-	58	110	.527	-	-	586	112	277	5	-	388
PLAYOFFS																			
G	MIN	FG	FGA	PCT	3P	3A	PCT	FT	FTA	PCT	OFF	DEF	TOT	AST	PF	DQ	STL	TO	BLK
1960-61	4	35	6	13	.462	-	-	-	0	0	-	-	25	8	4	-	-	-	12
1961-62	9	77	2	9	.222	-	-	-	8	8	1.000	-	-	28	7	17	-	-	12
TOT	13	112	8	22	.364	-	-	-	8	8	1.000	-	-	53	15	21	-	-	24

DAMIAN JONES - 6-11, 245 - VANDERBILT

JUNE 30, 1995

REGULAR SEASON																			
G	MIN	FG	FGA	PCT	3P	3A	PCT	FT	FTA	PCT	OFF	DEF	TOT	AST	PF	DQ	STL	TO	BLK
2020-21	8	112	16	17	.941	0	0	---	11	12	.917	8	18	26	1	22	0	1	5

DWIGHT JONES - 6-10, 210 - HOUSTON

FEBRUARY 27, 1952

REGULAR SEASON																			
G	MIN	FG	FGA	PCT	3P	3A	PCT	FT	FTA	PCT	OFF	DEF	TOT	AST	PF	DQ	STL	TO	BLK
1982-83	32	491	62	132	.470	0	1	.000	32	48	.667	28	86	114	22	82	0	13	35
PLAYOFFS																			
G	MIN	FG	FGA	PCT	3P	3A	PCT	FT	FTA	PCT	OFF	DEF	TOT	AST	PF	DQ	STL	TO	BLK
1982-83	7	59	5	16	.313	0	0	-	2	5	.400	4	8	12	0	11	-	1	5

EARL JONES - 7-0, 230 - DISTRICT OF COLUMBIA

JANUARY 13, 1961

REGULAR SEASON																			
G	MIN	FG	FGA	PCT	3P	3A	PCT	FT	FTA	PCT	OFF	DEF	TOT	AST	PF	DQ	STL	TO	BLK
1984-85	2	7	0	1	.000	0	0	-	0	0	-	0	0	0	0	0	0	0	0.0

EDDIE JONES - 6-6, 200 - TEMPLE

OCTOBER 20, 1971

REGULAR SEASON																			
G	MIN	FG	FGA	PCT	3P	3A	PCT	FT	FTA	PCT	OFF	DEF	TOT	AST	PF	DQ	STL	TO	BLK
1994-95	64	1981	342	744	.460	91	246	370	122	169	.722	79	170	249	128	175	1	131	75
1995-96	70	2184	337	685	.492	83	227	366	136	184	.739	45	188	233	246	162	0	129	99
1996-97	80	2998	473	1081	.438	152	389	391	276	337	.819	90	236	326	270	226	3	189	169
1997-98	80	2910	486	1005	.484	143	368	389	234	306	.765	85	217	302	246	164	0	160	146
1998-99	20	724	96	227	.423	20	64	313	59	80	.738	20	56	76	61	42	0	35	21
TOT	314	10797	1734	3742	.463	489	1294	1378	827	1076	.769	319	867	1186	951	749	4	644	510
PLAYOFFS																			
G	MIN	FG	FGA	PCT	3P	3A	PCT	FT	FTA	PCT	OFF	DEF	TOT	AST	PF	DQ	STL	TO	BLK
1994-95	10	286	30	80	.375	12	27	.444	15	21	.714	7	25	32	20	27	-	8	17
1995-96	4	155	27	49	.551	10	19	.526	5	8	.625	7	14	21	6	16	-	8	4
1996-97	9	283	33	72	.458	9	24	.375	26	35	.743	8	23	31	29	24	-	9	13
1997-98	13	476	69	148	.466	20	48	.417	63	76	.829	12	39	51	32	37	-	26	17
TOT	36	1200	159	349	.456	51	118	.432	109	140	.779	34	101	135	87	104	-	51	35

JEMERRIO JONES - 6-5, 174 - NEW MEXICO STATE

APRIL 9, 1995

REGULAR SEASON																			
G	MIN	FG	FGA	PCT	3P	3A	PCT	FT	FTA	PCT	OFF	DEF	TOT	AST	PF	DQ	STL	TO	BLK
2018-19	6	143	12	33	.364	2	10	.200	1	2	.500	16	33	49	13	10	0	7	5
2021-22	2	15	2	3	.667	0	0	---	0	0	---	2	1	3	0	2	0	1	0
TOT	4	158	14	36	.389	2	10	.200	1	2	.500	18	34	52	13	12	0	8	5

JUMAINE JONES - 6-8, 242 - GEORGIA

FEBRUARY 10, 1979

REGULAR SEASON																			
G	MIN	FG	FGA	PCT	3P	3A	PCT	FT	FTA	PCT	OFF	DEF	TOT	AST	PF	DQ	STL	TO	BLK
2004-05	76	1830	210	486	.432	102	261	.391	55	75	.733	107	291	398	65	165	1	44	49

ALL-TIME ROSTER WITH STATISTICS

MASON JONES - 6-4, 200 - ARKANSAS

JULY 21, 1998

REGULAR SEASON

	G	MIN	FG	FGA	PCT	3P	3A	PCT	FT	FTA	PCT	OFF	DEF	TOT	AST	PF	DQ	STL	TO	BLK	PTS	AVG	HI
2021-22	4	51	7	15	.467	1	4	.250	12	15	.800	1	9	10	4	8	0	2	1	0	27	6.8	13

DEANDRE JORDAN - 6-11, 265 - TEXAS A&M

JULY 21, 1988

REGULAR SEASON

	G	MIN	FG	FGA	PCT	3P	3A	PCT	FT	FTA	PCT	OFF	DEF	TOT	AST	PF	DQ	STL	TO	BLK	PTS	AVG	HI
2021-22	32	408	60	89	.674	0	0	---	12	26	.462	51	121	172	13	50	0	10	21	26	132	4.1	10

EDDIE JORDAN - 6-1, 170 - RUTGERS

JANUARY 29, 1955

REGULAR SEASON

	G	MIN	FG	FGA	PCT	3P	3A	PCT	FT	FTA	PCT	OFF	DEF	TOT	AST	PF	DQ	STL	TO	BLK	PTS	AVG	HI
1980-81	60	987	120	279	.430	3	12	.250	63	95	.663	25	55	80	195	136	0	74	120	7	306	5.1	18
1981-82	58	608	89	208	.428	1	9	.111	43	54	.796	4	39	43	131	98	0	62	66	1	222	3.8	17
1982-83	35	333	40	132	.303	3	16	.188	11	17	.647	8	18	26	80	52	0	31	54	1	94	2.7	12
1983-84	3	27	4	8	.500	0	0	---	1	2	.500	0	4	4	5	5	0	4	8	0	9	3.0	4
TOT	156	1955	253	627	.404	7	37	.189	118	168	.702	37	116	153	411	291	0	171	248	9	631	4.0	-

PLAYOFFS

G	MIN	FG	FGA	PCT	3P	3A	PCT	FT	FTA	PCT	OFF	DEF	TOT	AST	PF	DQ	STL	TO	BLK	PTS	AVG	HI
1980-81	2	4	0	0	-	0	0	-	0	0	-	0	0	1	0	-	0	0	0	0	0.0	-
1981-82	3	6	0	2	.000	0	1	.000	0	0	-	0	0	5	0	-	2	1	0	0	0.0	-
TOT	5	10	0	2	.000	0	1	.000	0	0	-	0	0	6	0	-	2	1	0	0	0.0	-

REGGIE JORDAN - 6-4, 195 - NEW MEXICO STATE

JANUARY 26, 1968

REGULAR SEASON

	G	MIN	FG	FGA	PCT	3P	3A	PCT	FT	FTA	PCT	OFF	DEF	TOT	AST	PF	DQ	STL	TO	BLK	PTS	AVG	HI
1993-94	23	259	44	103	.427	2	4	.500	35	51	.686	46	21	67	26	26	0	14	14	5	125	5.4	28

JOHNNY JORGENSEN - 6-2, 185 - DEPAUL

DECEMBER 28, 1921

REGULAR SEASON

	G	MIN	FG	FGA	PCT	3P	3A	PCT	FT	FTA	PCT	OFF	DEF	TOT	AST	PF	DQ	STL	TO	BLK	PTS	AVG	HI
1948-49	48	-	41	114	.360	-	-	-	24	33	.727	-	-	-	33	68	-	-	-	-	106	2.2	-

PLAYOFFS

G	MIN	FG	FGA	PCT	3P	3A	PCT	FT	FTA	PCT	OFF	DEF	TOT	AST	PF	DQ	STL	TO	BLK	PTS	AVG	HI
1948-49	6	-	3	7	.429	-	-	1	1	1.000	-	-	-	0	4	-	-	-	-	7	1.2	-

EDWIN "WHITEY" KACHAN - 6-2, 175 - DEPAUL

SEPTEMBER 15, 1925

REGULAR SEASON

G	MIN	FG	FGA	PCT	3P	3A	PCT	FT	FTA	PCT	OFF	DEF	TOT	AST	PF	DQ	STL	TO	BLK	PTS	AVG	HI
1948-49	19	-	16	42	.381	-	-	-	15	22	.682	-	-	-	12	24	-	-	-	47	2.5	-

ED KALAFAT - 6-6, 245 - MINNESOTA

OCTOBER 13, 1932

REGULAR SEASON

	G	MIN	FG	FGA	PCT	3P	3A	PCT	FT	FTA	PCT	OFF	DEF	TOT	AST	PF	DQ	STL	TO	BLK	PTS	AVG	HI
1954-55	72	1102	118	375	.315	-	-	-	111	168	.661	-	-	317	75	205	9	-	-	-	347	4.8	-
1955-56	72	1639	194	540	.359	-	-	-	186	252	.738	-	-	440	130	236	2	-	-	-	574	8.0	-
1956-57	65	1617	178	507	.351	-	-	-	197	298	.661	-	-	425	105	243	9	-	-	-	553	8.5	-
TOT	209	4358	490	1422	.345	-	-	-	494	718	.688	-	-	1182	310	684	20	-	-	-	1474	7.1	-

PLAYOFFS

	G	MIN	FG	FGA	PCT	3P	3A	PCT	FT	FTA	PCT	OFF	DEF	TOT	AST	PF	DQ	STL	TO	BLK	PTS	AVG	HI
1954-55	7	76	2	22	.091	-	-	-	3	10	.300	-	-	18	0	16	-	-	-	-	7	1.0	-
1955-56	3	55	9	21	.429	-	-	-	15	19	.789	-	-	21	2	13	-	-	-	-	33	11.0	-
1956-57	5	104	21	36	.583	-	-	-	21	31	.677	-	-	24	9	20	-	-	-	-	63	12.6	-
TOT	15	235	32	79	.405	-	-	-	39	60	.650	-	-	63	11	49	-	-	-	-	103	6.9	-

CHRIS KAMAN - 7-0, 265 - CENTRAL MICHIGAN

APRIL 28, 1982

REGULAR SEASON

	G	MIN	FG	FGA	PCT	3P	3A	PCT	FT	FTA	PCT	OFF	DEF	TOT	AST	PF	DQ	STL	TO	BLK	PTS	AVG	HI
2013-14	39	736	176	346	.509	0	3	.000	52	68	.765	54	175	229	58	93	1	11	74	40	404	10.4	28

JASON KAPONO - 6-8, 215 - UCLA

FEBRUARY 4, 1981

REGULAR SEASON

	G	MIN	FG	FGA	PCT	3P	3A	PCT	FT	FTA	PCT	OFF	DEF	TOT	AST	PF	DQ	STL	TO	BLK	PTS	AVG	HI
2011-12	27	269	21	55	.382	8	27	.296	4	4	1.000	2	12	14	11	21	0	3	6	0	54	2.0	-

COBY KARL - 6-5, 215 - BOISE STATE

JUNE 8, 1983

REGULAR SEASON

	G	MIN	FG	FGA	PCT	3P	3A	PCT	FT	FTA	PCT	OFF	DEF	TOT	AST	PF	DQ	STL	TO	BLK	PTS	AVG	HI
2007-08	17	71	9	26	.346	4	13	.308	8	10	.800	3	11	14	9	4	0	4	5	2	30	1.8	6

PLAYOFFS

G	MIN	FG	FGA	PCT	3P	3A	PCT	FT	FTA	PCT	OFF	DEF	TOT	AST	PF	DQ	STL	TO	BLK	PTS	AVG	HI
2007-08	1	2	0	0	-	0	0	-	0	0	-	0	0	1	1	-	0	0	0	0	0.0	-

ALL-TIME ROSTER WITH STATISTICS

RYAN KELLY - 6-11, 230 - DUKE

APRIL 9, 1991

REGULAR SEASON

	G	MIN	FG	FGA	PCT	3P	3A	PCT	FT	FTA	PCT	OFF	DEF	TOT	AST	PF	DQ	STL	TO	BLK	PTS	AVG	HI
2013-14	59	1312	157	371	.423	48	142	.338	110	135	.815	42	177	219	95	147	0	32	47	45	472	8.0	26
2014-15	52	1233	104	309	.337	45	134	.336	79	95	.832	13	133	146	92	118	1	30	37	24	332	6.4	21
2015-16	36	470	55	149	.369	5	37	.135	37	54	.685	21	100	121	20	39	0	13	18	10	152	4.2	12
TOT	147	3015	316	829	.381	98	313	.313	226	284	.796	76	410	486	207	304	1	75	102	79	956	6.5	-

JEROME KERSEY - 6-7, 225 - LONGWOOD

JUNE 26, 1962

REGULAR SEASON

	G	MIN	FG	FGA	PCT	3P	3A	PCT	FT	FTA	PCT	OFF	DEF	TOT	AST	PF	DQ	STL	TO	BLK	PTS	AVG	HI
1996-97	70	1766	194	449	.432	17	65	.262	71	118	.602	112	251	363	89	219	0	119	74	49	476	6.8	16

PLAYOFFS

	G	MIN	FG	FGA	PCT	3P	3A	PCT	FT	FTA	PCT	OFF	DEF	TOT	AST	PF	DQ	STL	TO	BLK	PTS	AVG	HI
1996-97	9	210	17	35	.486	0	1	.000	15	19	.789	14	34	48	14	34	-	9	3	6	49	5.4	-

RANDOLPH KEYS - 6-7, 195 - SOUTHERN MISSISSIPPI

APRIL 19, 1966

REGULAR SEASON

	G	MIN	FG	FGA	PCT	3P	3A	PCT	FT	FTA	PCT	OFF	DEF	TOT	AST	PF	DQ	STL	TO	BLK	PTS	AVG	HI
1994-95	6	83	9	26	.346	0	9	.000	2	2	1.000	6	11	17	2	16	0	1	2	2	20	3.3	10

EARNIE KILLUM - 6-3, 185 - STETSON

JUNE 11, 1948

REGULAR SEASON

	G	MIN	FG	FGA	PCT	3P	3A	PCT	FT	FTA	PCT	OFF	DEF	TOT	AST	PF	DQ	STL	TO	BLK	PTS	AVG	HI
1970-71	4	12	0	4	.000	-	-	-	1	1	1.000	-	-	2	0	1	0	-	-	-	1	0.3	-

PLAYOFFS

	G	MIN	FG	FGA	PCT	3P	3A	PCT	FT	FTA	PCT	OFF	DEF	TOT	AST	PF	DQ	STL	TO	BLK	PTS	AVG	HI
1970-71	2	4	1	1	1.000	-	-	-	2	3	.667	-	-	0	0	1	-	-	-	-	4	2.0	-

FRANKIE KING - 6-1, 185 - WESTERN CAROLINA

JUNE 6, 1972

REGULAR SEASON

	G	MIN	FG	FGA	PCT	3P	3A	PCT	FT	FTA	PCT	OFF	DEF	TOT	AST	PF	DQ	STL	TO	BLK	PTS	AVG	HI
1995-96	6	20	3	11	.273	0	1	.000	1	3	.333	1	1	2	2	4	0	2	2	0	7	1.2	3

JIM KING - 6-2, 175 - TULSA

FEBRUARY 7, 1941

REGULAR SEASON

	G	MIN	FG	FGA	PCT	3P	3A	PCT	FT	FTA	PCT	OFF	DEF	TOT	AST	PF	DQ	STL	TO	BLK	PTS	AVG	HI
1963-64	60	762	84	198	.424	-	-	-	66	101	.653	-	-	113	110	99	0	-	-	-	234	3.9	-
1964-65	77	1671	184	469	.392	-	-	-	118	151	.781	-	-	214	178	193	2	-	-	-	486	6.3	-
1965-66	76	1499	238	545	.437	-	-	-	94	115	.817	-	-	204	223	181	1	-	-	-	570	7.5	-
TOT	213	3932	506	1212	.417	-	-	-	278	367	.757	-	-	531	511	473	3	-	-	-	1290	6.1	-

PLAYOFFS

	G	MIN	FG	FGA	PCT	3P	3A	PCT	FT	FTA	PCT	OFF	DEF	TOT	AST	PF	DQ	STL	TO	BLK	PTS	AVG	HI
1963-64	4	51	4	10	.400	-	-	-	4	4	1.000	-	-	4	6	2	-	-	-	-	12	3.0	-
1964-65	11	184	28	63	.444	-	-	-	15	17	.882	-	-	36	24	29	-	-	-	-	71	6.5	-
1965-66	13	287	35	84	.417	-	-	-	12	17	.706	-	-	33	31	40	-	-	-	-	82	6.3	-
TOT	28	522	67	157	.427	-	-	-	31	38	.816	-	-	73	61	71	-	-	-	-	165	5.9	-

JOE KLEINE - 7-0, 270 - ARKANSAS

JANUARY 4, 1962

REGULAR SEASON

	G	MIN	FG	FGA	PCT	3P	3A	PCT	FT	FTA	PCT	OFF	DEF	TOT	AST	PF	DQ	STL	TO	BLK	PTS	AVG	HI
1996-97	8	30	2	8	.250	0	0	-	2	2	1.000	2	7	9	0	6	0	0	0	0	6	0.8	2

TRAVIS KNIGHT - 7-0, 235 - CONNECTICUT

SEPTEMBER 13, 1974

REGULAR SEASON

	G	MIN	FG	FGA	PCT	3P	3A	PCT	FT	FTA	PCT	OFF	DEF	TOT	AST	PF	DQ	STL	TO	BLK	PTS	AVG	HI
1996-97	71	1156	140	275	.509	0	0	-	62	100	.620	130	189	319	39	170	2	31	49	58	342	4.8	19
1998-99	37	525	67	130	.515	0	1	.000	22	29	.759	34	94	128	31	108	2	21	35	27	156	4.2	15
1999-00	63	410	46	118	.390	0	0	-	17	28	.607	46	83	129	23	88	1	6	26	23	109	1.7	9
TOT	171	2091	253	523	.484	0	1	.000	101	157	.643	210	366	576	93	366	5	58	110	108	607	3.5	-

PLAYOFFS

	G	MIN	FG	FGA	PCT	3P	3A	PCT	FT	FTA	PCT	OFF	DEF	TOT	AST	PF	DQ	STL	TO	BLK	PTS	AVG	HI
1996-97	9	93	8	10	.800	0	0	-	3	4	.750	3	15	18	3	16	-	3	2	3	19	2.1	-
1998-99	3	10	1	3	.333	0	0	-	1	2	.500	0	5	5	1	7	-	0	3	0	3	1.0	-
1999-00	14	48	8	15	.533	0	0	-	2	6	.333	3	2	5	0	16	-	1	6	3	18	1.3	-
TOT	26	151	17	28	.607	0	0	-	6	12	.500	6	22	28	4	39	-	4	11	6	40	1.5	-

ALL-TIME ROSTER WITH STATISTICS

JIM KREBS - 6-8, 230 - SMU

SEPTEMBER 8, 1935

REGULAR SEASON

	G	MIN	FG	FGA	PCT	3P	3A	PCT	FT	FTA	PCT	OFF	DEF	TOT	AST	PF	DQ	STL	TO	BLK	PTS	AVG	HI
1957-58	68	1259	199	527	.378	-	-	-	135	176	.767	-	-	502	27	182	4	-	-	-	533	7.8	-
1958-59	72	1578	271	679	.399	-	-	-	92	123	.748	-	-	491	50	212	4	-	-	-	634	8.8	-
1959-60	75	1269	237	605	.392	-	-	-	98	136	.721	-	-	327	38	210	2	-	-	-	572	7.6	-
1960-61	75	1655	271	692	.392	-	-	-	75	93	.806	-	-	456	68	223	2	-	-	-	617	8.2	-
1961-62	78	2012	312	701	.445	-	-	-	156	208	.750	-	-	616	110	290	9	-	-	-	780	10.0	-
1962-63	79	1913	272	627	.434	-	-	-	115	154	.747	-	-	502	87	256	2	-	-	-	659	8.3	-
1963-64	68	975	134	357	.375	-	-	-	65	85	.765	-	-	283	49	166	6	-	-	-	333	4.9	-
TOT	515	10661	1696	4188	.405	-	-	-	736	975	.755	-	-	3177	429	1539	29	-	-	-	4128	8.0	-

PLAYOFFS

	G	MIN	FG	FGA	PCT	3P	3A	PCT	FT	FTA	PCT	OFF	DEF	TOT	AST	PF	DQ	STL	TO	BLK	PTS	AVG	HI
1958-59	13	213	36	103	.350	-	-	-	22	23	.957	-	-	77	5	36	-	-	-	-	94	7.2	-
1959-60	9	157	23	55	.418	-	-	-	5	10	.500	-	-	47	8	31	-	-	-	-	51	5.7	-
1960-61	12	183	16	47	.340	-	-	-	14	18	.778	-	-	60	9	37	-	-	-	-	46	3.8	-
1961-62	11	327	30	90	.333	-	-	-	22	26	.846	-	-	102	21	50	-	-	-	-	82	7.5	-
1962-63	13	199	16	47	.340	-	-	-	10	15	.667	-	-	40	4	49	-	-	-	-	42	3.2	-
1963-64	4	50	6	9	.667	-	-	-	2	4	.500	-	-	22	6	8	-	-	-	-	14	3.5	-
TOT	62	1129	127	351	.362	-	-	-	75	96	.781	-	-	348	53	211	-	-	-	-	329	5.3	-

LARRY KRSTOWIAK - 6-9, 240 - MONTANA

SEPTEMBER 23, 1964

REGULAR SEASON

	G	MIN	FG	FGA	PCT	3P	3A	PCT	FT	FTA	PCT	OFF	DEF	TOT	AST	PF	DQ	STL	TO	BLK	PTS	AVG	HI
1996-97	3	11	1	2	.500	0	0	-	1	2	.500	2	3	5	3	3	0	2	1	0	3	1.0	3

MITCH KUPCHAK - 6-10, 230 - NORTH CAROLINA

MAY 24, 1954

REGULAR SEASON

	G	MIN	FG	FGA	PCT	3P	3A	PCT	FT	FTA	PCT	OFF	DEF	TOT	AST	PF	DQ	STL	TO	BLK	PTS	AVG	HI
1981-82	26	821	153	267	.573	0	0	-	65	98	.663	64	146	210	33	80	0	12	43	10	371	14.3	25
1983-84	34	324	41	108	.380	0	1	.000	22	34	.647	35	52	87	7	46	0	4	22	6	104	3.1	12
1984-85	58	716	123	244	.504	0	0	-	60	91	.659	68	116	184	21	104	0	19	48	20	306	5.3	29
1985-86	55	783	124	257	.482	0	1	.000	84	112	.750	69	122	191	17	102	0	12	64	7	332	6.0	15
TOT	173	2644	441	876	.503	0	2	.000	231	335	.690	236	436	672	78	332	1	47	177	43	1113	6.4	-

PLAYOFFS

	G	MIN	FG	FGA	PCT	3P	3A	PCT	FT	FTA	PCT	OFF	DEF	TOT	AST	PF	DQ	STL	TO	BLK	PTS	AVG	HI
1983-84	9	69	5	17	.294	0	0	-	8	14	.571	12	17	29	2	12	-	1	6	2	18	2.0	-
1984-85	16	197	31	53	.585	0	1	.000	13	22	.591	11	37	48	5	42	-	2	10	7	75	4.7	-
1985-86	5	56	8	15	.533	0	0	-	4	6	.667	5	10	15	2	6	-	2	3	0	20	4.0	-
TOT	30	322	44	85	.518	0	1	.000	25	42	.595	28	64	92	9	60	-	5	19	9	113	3.8	-

C.J. KUPEC - 6-6, 220 - MICHIGAN

JANUARY 16, 1953

REGULAR SEASON

	G	MIN	FG	FGA	PCT	3P	3A	PCT	FT	FTA	PCT	OFF	DEF	TOT	AST	PF	DQ	STL	TO	BLK	PTS	AVG	HI
1975-76	16	55	10	40	.250	-	-	-	7	11	.636	4	19	23	5	7	0	3	-	0	27	1.7	6
1976-77	82	908	153	342	.447	-	-	-	78	101	.772	76	123	199	53	113	0	18	-	4	384	4.7	14
TOT	98	963	163	382	.427	-	-	-	85	112	.759	80	142	222	58	120	0	21	-	4	411	4.2	-

PLAYOFFS

	G	MIN	FG	FGA	PCT	3P	3A	PCT	FT	FTA	PCT	OFF	DEF	TOT	AST	PF	DQ	STL	TO	BLK	PTS	AVG	HI
1976-77	11	57	8	18	.444	-	-	-	5	7	.714	3	13	16	4	7	-	-	-	0	21	1.9	-

KYLE KUZMA - 6-8, 220 - UTAH

JULY 24, 1995

REGULAR SEASON

	G	MIN	FG	FGA	PCT	3P	3A	PCT	FT	FTA	PCT	OFF	DEF	TOT	AST	PF	DQ	STL	TO	BLK	PTS	AVG	HI
2017-18	77	2401	468	1039	.450	159	434	.366	147	208	.707	88	395	483	141	160	0	49	140	34	1242	16.1	38
2018-19	70	2314	496	1087	.456	128	422	.303	188	250	.752	60	322	382	178	170	0	41	133	26	1308	18.7	41
2019-20	61	1526	291	668	.436	86	272	.316	114	155	.735	52	221	273	80	126	0	28	91	26	782	12.8	36
2020-21	68	1954	335	757	.443	137	380	.361	67	97	.691	108	309	417	127	121	0	35	113	41	874	12.9	30
TOT	276	8195	1590	3551	.448	510	1508	.338	516	710	.727	308	1247	1555	526	577	0	153	477	127	4206	15.2	-

PLAYOFFS

	G	MIN	FG	FGA	PCT	3P	3A	PCT	FT	FTA	PCT	OFF	DEF	TOT	AST	PF	DQ	STL	TO	BLK	PTS	AVG	HI
2019-20	21	484	77	179	.430	26	83	.313	29	37	.784	18	47	65	17	50	0	6	21	7	209	10.0	19
2020-21	6	129	14	48	.292	4	23	.174	6	9	.667	4	19	23	7	8	0	2	6	1	38	6.3	15
TOT	27	613	91	227	.401	30	106	.283	35	46	.761	22	66	88	24	58	0	8	27	8	247	9.1	-

BO LAMAR - 6-1, 180 - SW LOUISIANA

APRIL 7, 1951

REGULAR SEASON

	G	MIN	FG	FGA	PCT	3P	3A	PCT	FT	FTA	PCT	OFF	DEF	TOT	AST	PF	DQ	STL	TO	BLK	PTS	AVG	HI
1976-77	71	1165	228	561	.406	-	-	-	46	68	.676	30	62	92	177	73	0	59	-	3	502	7.1	22

PLAYOFFS

	G	MIN	FG	FGA	PCT	3P	3A	PCT	FT	FTA	PCT	OFF	DEF	TOT	AST	PF	DQ	STL	TO	BLK	PTS	AVG	HI
1976-77	10	109	12	41	.293	-	-	-	9	10	.900	0	9	9	14	12	-	3	-	0	33	3.3	-

JEFF LAMP - 6-6, 195 - VIRGINIA

MARCH 9, 1959

REGULAR SEASON

	G	MIN	FG	FGA	PCT	3P	3A	PCT	FT	FTA	PCT	OFF	DEF	TOT	AST	PF	DQ	STL	TO	BLK	PTS	AVG	HI
1987-88	3	7	0	0	-	0	0	-	2	2	1.000	0	0	0	0	1	0	0	0	0	2	0.7	2
1988-89	37	176	27	69	.391	2	4	.500	4	5	.800	6	28	34	15	27	0	8	16	2	60	1.6	7
TOT	40	183	27	69	.391	2	4	.500	6	7	.857	6	28	34	15	28	0	8	16	2	62	1.6	-

PLAYOFFS

	G	MIN	FG	FGA	PCT	3P	3A	PCT	FT	FTA	PCT	OFF	DEF	TOT	AST	PF	DQ	STL	TO	BLK	PTS	AVG	HI
1988-89	5	14	3	6	.500	0	0	---	1	2	.500	2	1	3	1	3	-	0	1	0	7	1.4	-

ALL-TIME ROSTER WITH STATISTICS

MARK LANDSBERGER - 6-8, 225 - ARIZONA STATE

MAY 21, 1955

REGULAR SEASON																			
G	MIN	FG	FGA	PCT	3P	3A	PCT	FT	FTA	PCT	OFF	DEF	TOT	AST	PF	DQ	STL	TO	BLK
1979-80	23	374	66	137	.482	0	0	-	29	56	.518	69	94	163	14	27	0	10	25
1980-81	69	1086	164	327	.502	0	1	.000	62	116	.534	152	225	377	27	135	0	19	65
1981-82	75	1134	144	329	.438	0	2	.000	33	65	.508	164	237	401	32	134	0	10	49
1982-83	39	356	43	102	.422	0	0	-	12	25	.480	55	73	128	12	48	0	8	20
TOT	206	2950	417	895	.466	0	3	.000	136	262	.519	440	629	1069	85	344	0	47	159
PLAYOFFS																			
G	MIN	FG	FGA	PCT	3P	3A	PCT	FT	FTA	PCT	OFF	DEF	TOT	AST	PF	DQ	STL	TO	BLK
1979-80	16	195	25	69	.362	0	1	.000	5	6	.833	25	44	69	2	35	-	3	10
1980-81	3	32	2	7	.286	0	0	-	1	1	1.000	9	6	15	0	5	-	1	1
1981-82	9	60	3	9	.333	0	0	-	4	9	.444	11	11	22	2	12	-	0	4
1982-83	11	141	12	28	.429	0	1	.000	2	4	.500	19	25	44	3	24	-	0	6
TOT	39	428	42	113	.372	0	2	.000	12	20	.600	64	86	150	7	76	-	4	21

STU LANTZ - 6-3, 180 - NEBRASKA

JULY 14, 1946

REGULAR SEASON																			
G	MIN	FG	FGA	PCT	3P	3A	PCT	FT	FTA	PCT	OFF	DEF	TOT	AST	PF	DQ	STL	TO	BLK
1974-75	56	1430	189	446	.424	-	-	-	145	176	.824	81	89	170	158	134	1	44	-
1975-76	53	853	85	204	.417	-	-	-	80	89	.899	28	71	99	76	105	1	27	-
TOT	109	2283	274	650	.422	-	-	-	225	265	.849	109	160	269	234	239	2	71	-

RUDY LARUSSO - 6-8, 220 - DARTMOUTH

NOVEMBER 11, 1937

REGULAR SEASON																			
G	MIN	FG	FGA	PCT	3P	3A	PCT	FT	FTA	PCT	OFF	DEF	TOT	AST	PF	DQ	STL	TO	BLK
1959-60	71	2092	355	913	.389	-	-	-	265	357	.742	-	-	679	83	222	8	-	-
1960-61	79	2593	416	992	.419	-	-	-	323	409	.790	-	-	781	135	280	8	-	-
1961-62	80	2594	516	1108	.466	-	-	-	342	448	.763	-	-	828	179	255	5	-	-
1962-63	75	2505	321	761	.422	-	-	-	282	393	.718	-	-	747	187	255	5	-	-
1963-64	79	2746	337	776	.434	-	-	-	298	397	.751	-	-	800	190	268	5	-	-
1964-65	77	2588	381	827	.461	-	-	-	321	415	.773	-	-	725	198	258	3	-	-
1965-66	74	2316	410	897	.457	-	-	-	350	445	.787	-	-	660	165	261	9	-	-
1966-67	45	1292	211	509	.415	-	-	-	156	224	.696	-	-	351	78	149	6	-	-
TOT	582	18886	2947	6783	.434	-	-	-	2337	3088	.757	-	-	5571	1215	1948	49	-	-
PLAYOFFS																			
G	MIN	FG	FGA	PCT	3P	3A	PCT	FT	FTA	PCT	OFF	DEF	TOT	AST	PF	DQ	STL	TO	BLK
1959-60	9	321	56	132	.424	-	-	-	27	35	.771	-	-	70	22	34	-	-	-
1960-61	12	360	57	144	.396	-	-	-	32	48	.667	-	-	96	24	43	-	-	-
1961-62	13	461	57	156	.365	-	-	-	69	91	.758	-	-	118	22	51	-	-	-
1962-63	13	465	65	154	.422	-	-	-	57	75	.760	-	-	127	28	58	-	-	-
1963-64	5	189	13	33	.394	-	-	-	19	22	.864	-	-	30	11	23	-	-	-
1964-65	11	395	56	137	.409	-	-	-	53	74	.716	-	-	89	29	52	-	-	-
1965-66	14	397	57	124	.460	-	-	-	53	67	.791	-	-	99	26	47	-	-	-
TOT	77	2588	361	880	.410	-	-	-	310	412	.752	-	-	629	162	308	-	-	-

BUTCH LEE - 6-0, 175 - MARQUETTE

DECEMBER 5, 1956

REGULAR SEASON																			
G	MIN	FG	FGA	PCT	3P	3A	PCT	FT	FTA	PCT	OFF	DEF	TOT	AST	PF	DQ	STL	TO	BLK
1979-80	11	31	4	13	.308	0	0	-	6	7	.857	4	8	9	2	0	1	7	0
PLAYOFFS																			
G	MIN	FG	FGA	PCT	3P	3A	PCT	FT	FTA	PCT	OFF	DEF	TOT	AST	PF	DQ	STL	TO	BLK
1979-80	3	6	0	0	-	0	0	-	2	2	1.000	0	1	1	0	2	-	0	3

SLICK LEONARD - 6-3, 185 - INDIANA

FEBRUARY 15, 1932

REGULAR SEASON																			
G	MIN	FG	FGA	PCT	3P	3A	PCT	FT	FTA	PCT	OFF	DEF	TOT	AST	PF	DQ	STL	TO	BLK
1954-57	72	1943	303	867	.349	-	-	-	186	241	.772	-	-	220	169	140	0	-	-
1957-58	66	2074	264	794	.335	-	-	-	205	268	.765	-	-	237	218	145	0	-	-
1958-59	58	1598	206	552	.373	-	-	-	120	160	.750	-	-	178	186	119	0	-	-
1959-60	73	2074	231	717	.322	-	-	-	136	193	.705	-	-	245	252	171	3	-	-
1960-61	55	600	61	207	.295	-	-	-	71	100	.710	-	-	70	81	70	0	-	-
TOT	324	8289	1067	3137	.340	-	-	-	718	962	.746	-	-	950	906	645	3	-	-
PLAYOFFS																			
G	MIN	FG	FGA	PCT	3P	3A	PCT	FT	FTA	PCT	OFF	DEF	TOT	AST	PF	DQ	STL	TO	BLK
1956-57	5	204	42	100	.420	-	-	-	23	26	.885	-	-	30	38	15	-	-	-
1958-59	13	467	63	173	.364	-	-	-	32	40	.800	-	-	44	70	38	-	-	-
1959-60	9	207	20	67	.299	-	-	-	18	28	.643	-	-	10	45	17	-	-	-
1960-61	7	46	5	24	.208	-	-	-	1	4	.250	-	-	6	12	7	-	-	-
TOT	34	924	130	364	.357	-	-	-	74	98	.755	-	-	90	165	77	-	-	-

RONNIE LESTER - 6-2, 175 - IOWA

JANUARY 1, 1959

REGULAR SEASON																			
G	MIN	FG	FGA	PCT	3P	3A	PCT	FT	FTA	PCT	OFF	DEF	TOT	AST	PF	DQ	STL	TO	BLK
1984-85	32	278	34	82	.415	0	1	.000	21	31	.677	4	22	26	80	25	0	15	32
1985-86	27	222	26	52	.500	0	3	.000	15	19	.789	0	10	10	54	27	0	9	42
TOT	59	500	60	134	.448	0	4	.000	36	50	.730	4	32	36	134	52	0	24	74
PLAYOFFS																			
G	MIN	FG	FGA	PCT	3P	3A	PCT	FT	FTA	PCT	OFF	DEF	TOT	AST	PF	DQ	STL	TO	BLK
1984-85	9	54	6	15	.400	0	0	-	7	9	.778	2	6	8	9	7	-	0	4

JEREMY LIN - 6-3, 200 - HARVARD

AUGUST 23, 1988

REGULAR SEASON																			
G	MIN	FG	FGA	PCT	3P	3A	PCT	FT	FTA	PCT	OFF	DEF	TOT	AST	PF	DQ	STL	TO	BLK
2014-15	74	1907	277	654	.424	65	176	.369	213	268	.795	26	170	196	339	189	1	82	166

ALL-TIME ROSTER WITH STATISTICS

BROOK LOPEZ - 7-0, 275 - STANFORD

APRIL 1, 1988

REGULAR SEASON

	G	MIN	FG	FGA	PCT	3P	3A	PCT	FT	FTA	PCT	OFF	DEF	TOT	AST	PF	DQ	STL	TO	BLK	PTS	AVG	HI
2017-18	74	1735	369	793	.465	112	325	.345	111	158	.703	74	220	294	126	195	0	30	98	98	961	13.0	34

STAN LOVE - 6-9, 215 - OREGON

APRIL 9, 1949

REGULAR SEASON

	G	MIN	FG	FGA	PCT	3P	3A	PCT	FT	FTA	PCT	OFF	DEF	TOT	AST	PF	DQ	STL	TO	BLK	PTS	AVG	HI
1973-74	51	698	119	278	.428	-	-	-	49	64	.766	54	116	170	48	132	3	28	-	20	287	5.6	21
1974-75	30	431	85	194	.438	-	-	-	47	66	.712	31	66	97	26	69	1	16	-	13	217	7.2	18
TOT	81	1129	204	472	.432	-	-	-	96	130	.738	85	182	267	74	201	4	44	-	33	504	6.2	-

PLAYOFFS

	G	MIN	FG	FGA	PCT	3P	3A	PCT	FT	FTA	PCT	OFF	DEF	TOT	AST	PF	DQ	STL	TO	BLK	PTS	AVG	HI
1973-74	2	9	2	3	.667	-	-	-	2	3	.667	1	2	3	1	0	-	-	-	6	3.0	-	-

CLYDE LOVELLETTE - 6-9, 235 - KANSAS

SEPTEMBER 7, 1929

REGULAR SEASON

	G	MIN	FG	FGA	PCT	3P	3A	PCT	FT	FTA	PCT	OFF	DEF	TOT	AST	PF	DQ	STL	TO	BLK	PTS	AVG	HI
1953-54	72	1255	237	560	.423	-	-	-	114	164	.695	-	-	419	51	210	2	-	-	-	588	8.2	-
1954-55	70	2361	519	1192	.435	-	-	-	273	398	.686	-	-	802	100	262	6	-	-	-	1311	18.7	-
1955-56	71	2518	594	1370	.434	-	-	-	338	469	.721	-	-	992	164	245	5	-	-	-	1526	21.5	-
1956-57	69	2492	574	1348	.426	-	-	-	286	399	.717	-	-	932	139	251	4	-	-	-	1434	20.8	-
TOT	282	8626	1924	4470	.430	-	-	-	1011	1430	.707	-	-	3145	454	968	17	-	-	-	4859	17.2	-

PLAYOFFS

	G	MIN	FG	FGA	PCT	3P	3A	PCT	FT	FTA	PCT	OFF	DEF	TOT	AST	PF	DQ	STL	TO	BLK	PTS	AVG	HI
1953-54	13	265	54	120	.450	-	-	-	28	58	.483	-	-	126	7	37	-	-	-	-	136	10.5	-
1954-55	7	197	44	98	.449	-	-	-	29	40	.725	-	-	64	3	32	-	-	-	-	117	16.7	-
1955-56	3	69	19	39	.487	-	-	-	19	32	.594	-	-	25	6	13	-	-	-	-	57	19.0	-
1956-57	5	181	51	118	.432	-	-	-	19	26	.731	-	-	47	11	21	-	-	-	-	121	24.2	-
TOT	28	712	168	375	.448	-	-	-	95	156	.609	-	-	262	27	103	-	-	-	-	431	15.4	-

MAURICE LUCAS - 6-9, 215 - MARQUETTE

FEBRUARY 18, 1952

REGULAR SEASON

	G	MIN	FG	FGA	PCT	3P	3A	PCT	FT	FTA	PCT	OFF	DEF	TOT	AST	PF	DQ	STL	TO	BLK	PTS	AVG	HI
1985-86	77	1750	302	653	.462	1	2	.500	180	230	.783	164	402	566	84	253	1	45	121	24	785	10.2	23

PLAYOFFS

	G	MIN	FG	FGA	PCT	3P	3A	PCT	FT	FTA	PCT	OFF	DEF	TOT	AST	PF	DQ	STL	TO	BLK	PTS	AVG	HI
1985-86	14	319	59	112	.527	0	0	-	14	19	.737	29	62	91	10	53	-	6	13	5	132	9.4	-

TYRONN LUE - 6-0, 175 - NEBRASKA

MAY 3, 1977

REGULAR SEASON

	G	MIN	FG	FGA	PCT	3P	3A	PCT	FT	FTA	PCT	OFF	DEF	TOT	AST	PF	DQ	STL	TO	BLK	PTS	AVG	HI
1998-99	15	188	28	65	.431	7	16	.438	12	21	.571	2	4	6	25	28	0	5	11	0	75	5.0	15
1999-00	8	146	19	39	.487	4	8	.500	6	8	.750	2	10	12	17	17	0	3	9	0	48	6.0	13
2000-01	38	468	50	117	.427	11	34	.324	19	24	.792	5	27	32	45	54	1	19	27	0	130	3.4	10
TOT	61	802	97	221	.439	22	58	.379	37	53	.698	9	41	50	87	99	1	27	47	0	253	4.1	-

PLAYOFFS

	G	MIN	FG	FGA	PCT	3P	3A	PCT	FT	FTA	PCT	OFF	DEF	TOT	AST	PF	DQ	STL	TO	BLK	PTS	AVG	HI
1998-99	3	33	7	17	.412	0	2	.000	0	0	0	0	2	2	6	4	-	2	4	0	14	4.7	-
2000-01	15	131	10	29	.345	5	13	.385	4	5	.800	1	9	10	10	11	-	12	8	1	29	1.9	-
TOT	18	164	17	46	.370	5	15	.333	4	5	.800	1	11	12	16	15	-	14	12	1	43	2.4	-

GEORGE LYNCH - 6-8, 220 - NORTH CAROLINA

SEPTEMBER 3, 1970

REGULAR SEASON

	G	MIN	FG	FGA	PCT	3P	3A	PCT	FT	FTA	PCT	OFF	DEF	TOT	AST	PF	DQ	STL	TO	BLK	PTS	AVG	HI
1993-94	71	1762	291	573	.508	0	5	.000	99	166	.596	220	190	410	96	177	1	102	87	27	681	9.6	30
1994-95	56	953	138	295	.468	3	21	.143	62	86	.721	75	109	184	62	86	0	51	73	10	341	6.1	21
1995-96	76	1012	117	272	.430	4	13	.308	53	80	.663	82	127	209	51	106	0	47	40	10	291	3.8	14
TOT	203	3727	546	1140	.479	7	39	.179	214	332	.645	377	426	803	209	369	1	200	200	47	1313	6.5	-

PLAYOFFS

	G	MIN	FG	FGA	PCT	3P	3A	PCT	FT	FTA	PCT	OFF	DEF	TOT	AST	PF	DQ	STL	TO	BLK	PTS	AVG	HI
1994-95	10	136	15	32	.469	1	5	.200	13	20	.650	13	17	30	7	22	-	8	9	0	44	4.4	-
1995-96	2	15	2	4	.500	0	1	.000	0	0	0	-	3	3	1	4	-	0	2	0	4	2.0	-
TOT	12	151	17	36	.472	1	6	.167	13	20	.650	13	20	33	8	26	-	8	11	0	48	4.0	-

MIKE LYNN - 6-7, 215 - UCLA

NOVEMBER 25, 1945

REGULAR SEASON

	G	MIN	FG	FGA	PCT	3P	3A	PCT	FT	FTA	PCT	OFF	DEF	TOT	AST	PF	DQ	STL	TO	BLK	PTS	AVG	HI
1969-70	44	403	44	133	.331	-	-	-	31	48	.646	-	-	64	30	87	4	-	-	-	119	2.7	-

PLAYOFFS

	G	MIN	FG	FGA	PCT	3P	3A	PCT	FT	FTA	PCT	OFF	DEF	TOT	AST	PF	DQ	STL	TO	BLK	PTS	AVG	HI
1969-70	3	6	2	3	.667	-	-	-	0	0	0	-	-	2	1	1	-	-	-	-	4	1.3	-

SCOTT MACHADO - 6-3, 201 - IONA

JUNE 8, 1990

REGULAR SEASON

	G	MIN	FG	FGA	PCT	3P	3A	PCT	FT	FTA	PCT	OFF	DEF	TOT	AST	PF	DQ	STL	TO	BLK	PTS	AVG	HI
2018-19	4	19	4	6	.667	1	1	1.000	1	1	1.000	0	0	0	3	2	0	1	0	0	10	2.5	7

JUNE 6, 1957

JANUARY 28, 1976

JULY 24, 1963

DECEMBER 7, 1935

AUGUST 19, 1991

OCTOBER 22, 1925

AUGUST 24, 1959

OCTOBER 14, 1986

ALL-TIME ROSTER WITH STATISTICS

DJ MBENGA - 7-0, 255 - DEMOCRATIC REPUBLIC OF THE CONGO

DECEMBER 30, 1980

REGULAR SEASON

	G	MIN	FG	FGA	PCT	3P	3A	PCT	FT	FTA	PCT	OFF	DEF	TOT	AST	PF	DQ	STL	TO	BLK	PTS	AVG	HI
2007-08	26	196	30	61	.492	0	0	-	4	10	.400	15	26	41	6	38	1	4	8	16	64	2.5	8
2008-09	23	181	27	57	.474	0	1	.000	7	8	.875	9	22	31	9	33	0	10	13	24	61	2.7	10
2009-10	49	355	48	103	.466	0	0	-	9	19	.474	32	55	87	8	54	0	5	15	29	105	2.1	11
TOT	98	732	105	221	.475	0	1	.000	20	37	.541	56	103	159	23	125	1	19	36	69	230	2.3	-

PLAYOFFS

	G	MIN	FG	FGA	PCT	3P	3A	PCT	FT	FTA	PCT	OFF	DEF	TOT	AST	PF	DQ	STL	TO	BLK	PTS	AVG	HI
2007-08	7	30	5	8	.625	0	0	-	0	0	0	3	6	9	0	9	-	2	1	1	10	1.4	-
2008-09	7	16	1	6	.167	0	0	-	0	0	-	0	3	3	0	0	-	0	2	2	2	0.3	-
2009-10	3	12	2	6	.333	0	0	-	1	1	1.000	0	5	5	1	2	-	0	0	0	5	1.7	-
TOT	17	58	8	20	.400	0	0	-	1	1	1.000	3	14	17	1	11	-	2	3	3	17	1.0	-

BOB MCADOO - 6-9, 210 - NORTH CAROLINA

SEPTEMBER 15, 1951

REGULAR SEASON

	G	MIN	FG	FGA	PCT	3P	3A	PCT	FT	FTA	PCT	OFF	DEF	TOT	AST	PF	DQ	STL	TO	BLK	PTS	AVG	HI
1981-82	41	746	151	330	.458	0	5	.000	90	126	.714	45	114	159	32	109	1	22	51	36	392	9.6	30
1982-83	47	1019	292	562	.520	0	1	.000	119	163	.730	76	171	247	39	153	2	40	68	40	703	15.0	26
1983-84	70	1456	352	748	.471	0	5	.000	212	264	.803	82	207	289	74	182	0	42	127	50	916	13.1	32
1984-85	66	1254	284	546	.520	0	1	.000	122	162	.753	79	216	295	67	170	0	18	95	53	690	10.5	22
TOT	224	4475	1079	2186	.494	0	12	.000	543	715	.759	282	708	990	212	614	3	122	341	179	2701	12.1	-

PLAYOFFS

	G	MIN	FG	FGA	PCT	3P	3A	PCT	FT	FTA	PCT	OFF	DEF	TOT	AST	PF	DQ	STL	TO	BLK	PTS	AVG	HI
1981-82	14	388	101	179	.564	0	0	-	32	47	.681	21	74	95	22	43	-	10	35	21	234	16.7	-
1982-83	8	166	37	84	.440	2	6	.333	11	14	.786	15	31	46	5	23	-	11	14	10	87	10.9	-
1983-84	20	447	111	215	.516	0	1	.000	57	81	.704	30	78	108	12	63	-	12	39	27	279	14.0	-
1984-85	19	398	91	193	.472	0	1	.000	35	47	.745	25	61	86	15	66	-	9	32	26	217	11.4	-
TOT	61	1399	340	671	.507	2	8	.250	135	189	.714	91	244	335	54	195	-	42	120	84	817	13.4	-

MEL MCCANTS - 6-8, 240 - PURDUE

AUGUST 19, 1967

REGULAR SEASON

	G	MIN	FG	FGA	PCT	3P	3A	PCT	FT	FTA	PCT	OFF	DEF	TOT	AST	PF	DQ	STL	TO	BLK	PTS	AVG	HI
1989-90	13	65	8	26	.308	0	0	-	6	8	.750	1	5	6	2	11	0	3	1	1	22	1.7	4

PLAYOFFS

	G	MIN	FG	FGA	PCT	3P	3A	PCT	FT	FTA	PCT	OFF	DEF	TOT	AST	PF	DQ	STL	TO	BLK	PTS	AVG	HI
1989-90	2	5	0	0	-	0	0	-	0	0	-	0	0	0	0	1	-	0	0	0	0	0.0	-

WILLIE MCCARTER - 6-3, 175 - DRAKE

JULY 26, 1946

REGULAR SEASON

	G	MIN	FG	FGA	PCT	3P	3A	PCT	FT	FTA	PCT	OFF	DEF	TOT	AST	PF	DQ	STL	TO	BLK	PTS	AVG	HI
1969-70	40	861	132	349	.378	-	-	-	43	60	.717	-	-	83	93	71	0	-	-	-	307	7.7	-
1970-71	76	1369	247	592	.417	-	-	-	46	77	.597	-	-	122	126	152	0	-	-	-	540	7.1	-
TOT	116	2230	379	941	.403	-	-	-	89	137	.650	-	-	205	219	223	0	-	-	-	847	7.3	-

PLAYOFFS

	G	MIN	FG	FGA	PCT	3P	3A	PCT	FT	FTA	PCT	OFF	DEF	TOT	AST	PF	DQ	STL	TO	BLK	PTS	AVG	HI
1969-70	5	14	3	7	.429	-	-	-	1	1	1.000	-	-	3	3	2	-	-	-	-	7	1.4	-
1970-71	12	232	27	76	.355	-	-	-	1	6	.167	-	-	26	17	30	-	-	-	-	55	4.6	-
TOT	17	246	30	83	.361	-	-	-	2	7	.286	-	-	29	20	32	-	-	-	-	62	3.6	-

GEORGE MCCLLOUD - 6-8, 225 - FLORIDA STATE

MAY 27, 1967

REGULAR SEASON

	G	MIN	FG	FGA	PCT	3P	3A	PCT	FT	FTA	PCT	OFF	DEF	TOT	AST	PF	DQ	STL	TO	BLK	PTS	AVG	HI
1996-97	23	286	34	96	.354	21	49	.429	6	9	.667	7	29	36	17	20	0	9	9	0	95	4.1	16

MAC MCCLUNG - 6-2, 185 - TEXAS TECH

JANUARY 6, 1999

REGULAR SEASON

	G	MIN	FG	FGA	PCT	3P	3A	PCT	FT	FTA	PCT	OFF	DEF	TOT	AST	PF	DQ	STL	TO	BLK	PTS	AVG	HI
2021-22	1	22	2	5	.400	1	3	.333	1	1	1.000	0	3	3	1	5	0	1	2	1	6	6.0	6

JELANI MCCOY - 6-10, 245 - UCLA

DECEMBER 6, 1977

REGULAR SEASON

	G	MIN	FG	FGA	PCT	3P	3A	PCT	FT	FTA	PCT	OFF	DEF	TOT	AST	PF	DQ	STL	TO	BLK	PTS	AVG	HI
2001-02	21	104	12	21	.571	0	0	-	2	8	.250	8	17	25	7	14	0	0	8	5	26	1.2	6

JIM MCDANIELS - 6-11, 230 - WESTERN KENTUCKY

APRIL 2, 1948

REGULAR SEASON

	G	MIN	FG	FGA	PCT	3P	3A	PCT	FT	FTA	PCT	OFF	DEF	TOT	AST	PF	DQ	STL	TO	BLK	PTS	AVG	HI
1975-76	35	242	41	102	.402	-	-	-	9	9	1.000	26	48	74	15	40	1	4	-	10	91	2.6	12

JAVALE MCGEE - 7-0, 270 - NEVADA

JANUARY 19, 1988

REGULAR SEASON

	G	MIN	FG	FGA	PCT	3P	3A	PCT	FT	FTA	PCT	OFF	DEF	TOT	AST	PF	DQ	STL	TO	BLK	PTS	AVG	HI
2018-19	75	1671	400	661	.624	1	12	.083	96	152	.632	195	371	566	52	208	3	47	108	148	897	12.0	33
2019-20	68	1130	195	306	.637	3	6	.500	53	82	.646	125	265	390	37	159	0	36	55	94	446	6.6	18
TOT	143	2801	595	947	.628	4	18	.222	149	234	.637	320	636	956	89	367	3	83	163	242	1343	9.4	-

PLAYOFFS

	G	MIN	FG	FGA	PCT	3P	3A	PCT	FT	FTA	PCT	OFF	DEF	TOT	AST	PF	DQ	STL	TO	BLK	PTS	AVG	HI
2019-20	14	135	20	32	.625	0	2	.000	1	2	.500	16	28	44	7	22	0	2	9	10	41	2.9	10

ALL-TIME ROSTER WITH STATISTICS

MIKE MCGEE - 6-5, 205 - MICHIGAN

JULY 29, 1959

REGULAR SEASON

	G	MIN	FG	FGA	PCT	3P	3A	PCT	FT	FTA	PCT	OFF	DEF	TOT	AST	PF	DQ	STL	TO	BLK	PTS	AVG	HI
1981-82	39	352	80	172	.465	0	4	.000	31	53	.585	34	15	49	16	59	0	18	34	3	191	4.9	27
1982-83	39	381	69	163	.423	1	7	.143	17	23	.739	33	20	53	26	50	1	11	27	5	156	4.0	19
1983-84	77	1425	347	584	.594	2	12	.167	61	113	.540	117	76	193	81	176	0	49	111	6	757	9.8	33
1984-85	76	1170	329	612	.538	22	61	.361	94	160	.588	97	68	165	71	147	1	39	81	7	774	10.2	41
1985-86	71	1213	252	544	.463	41	114	.360	42	64	.656	51	89	140	83	131	0	53	70	7	587	8.3	34
TOT	302	4541	1077	2075	.519	66	198	.333	245	413	.593	332	268	600	277	563	2	170	323	28	2465	8.2	-

PLAYOFFS

	G	MIN	FG	FGA	PCT	3P	3A	PCT	FT	FTA	PCT	OFF	DEF	TOT	AST	PF	DQ	STL	TO	BLK	PTS	AVG	HI
1981-82	4	10	6	13	.462	0	1	.000	0	0	-	3	0	3	0	1	-	0	1	0	12	3.0	-
1982-83	6	25	4	11	.364	1	1	1.000	3	4	.750	5	2	7	1	5	-	0	4	0	12	2.0	-
1983-84	17	370	90	157	.573	6	17	.353	25	39	.641	22	12	34	23	52	-	11	27	1	211	12.4	-
1984-85	17	260	76	142	.535	9	18	.500	29	42	.690	20	16	36	12	26	-	7	14	1	190	11.2	-
1985-86	6	28	8	18	.444	0	3	.000	0	4	.000	3	2	5	2	3	-	0	2	0	16	2.7	-
TOT	50	693	184	341	.540	16	40	.400	57	89	.640	53	32	85	38	87	-	18	48	2	441	8.8	-

BILL MCGILL - 6-9, 225 - UTAH

SEPTEMBER 16, 1939

REGULAR SEASON

	G	MIN	FG	FGA	PCT	3P	3A	PCT	FT	FTA	PCT	OFF	DEF	TOT	AST	PF	DQ	STL	TO	BLK	PTS	AVG	HI
1964-65	8	37	7	20	.350	-	-	-	1	1	1.000	-	-	12	3	6	0	-	-	-	15	1.9	-

PLAYOFFS

	G	MIN	FG	FGA	PCT	3P	3A	PCT	FT	FTA	PCT	OFF	DEF	TOT	AST	PF	DQ	STL	TO	BLK	PTS	AVG	HI
1964-65	5	34	5	9	.556	-	-	-	1	1	1.000	-	-	9	2	9	-	-	-	-	11	2.2	-

KEVIN MCKENNA - 6-5, 195 - CREIGHTON

JANUARY 8, 1959

REGULAR SEASON

	G	MIN	FG	FGA	PCT	3P	3A	PCT	FT	FTA	PCT	OFF	DEF	TOT	AST	PF	DQ	STL	TO	BLK	PTS	AVG	HI
1981-82	36	237	28	87	.322	0	2	.000	11	17	.647	18	11	29	14	45	0	10	20	2	67	1.9	8

AARON MCKIE - 6-5, 209 - TEMPLE

OCTOBER 2, 1972

REGULAR SEASON

	G	MIN	FG	FGA	PCT	3P	3A	PCT	FT	FTA	PCT	OFF	DEF	TOT	AST	PF	DQ	STL	TO	BLK	PTS	AVG	HI
2005-06	14	121	3	12	.250	0	2	.000	1	2	.500	3	17	20	11	7	0	5	2	0	7	0.5	2
2006-07	10	131	11	17	.647	0	0	-	0	0	-	1	17	18	13	14	0	4	8	0	22	2.2	12
TOT	24	252	14	29	.483	0	2	.000	1	2	.500	4	34	38	24	21	0	9	10	0	29	1.2	-

PLAYOFFS

	G	MIN	FG	FGA	PCT	3P	3A	PCT	FT	FTA	PCT	OFF	DEF	TOT	AST	PF	DQ	STL	TO	BLK	PTS	AVG	HI
2005-06	1	8	0	0	-	0	0	-	0	0	-	0	0	0	0	0	-	0	0	0	0.0	-	-

ALFONZO MCKINNIE - 6-8, 215 - GREEN BAY

SEPTEMBER 17, 1992

REGULAR SEASON

	G	MIN	FG	FGA	PCT	3P	3A	PCT	FT	FTA	PCT	OFF	DEF	TOT	AST	PF	DQ	STL	TO	BLK	PTS	AVG	HI
2020-21	39	258	48	93	.516	16	39	.410	10	18	.556	22	32	54	6	26	0	7	5	0	122	3.1	11

PLAYOFFS

	G	MIN	FG	FGA	PCT	3P	3A	PCT	FT	FTA	PCT	OFF	DEF	TOT	AST	PF	DQ	STL	TO	BLK	PTS	AVG	HI
2020-21	2	12	0	3	.000	0	2	.000	0	0	---	0	1	1	0	1	0	0	0	0	0.0	-	-

BEN MCLEMORE - 6-3, 195 - KANSAS

FEBRUARY 11, 1993

REGULAR SEASON

	G	MIN	FG	FGA	PCT	3P	3A	PCT	FT	FTA	PCT	OFF	DEF	TOT	AST	PF	DQ	STL	TO	BLK	PTS	AVG	HI
2020-21	21	368	55	141	.390	42	114	.368	16	21	.762	4	30	34	11	37	0	3	14	6	168	8.0	20

PLAYOFFS

	G	MIN	FG	FGA	PCT	3P	3A	PCT	FT	FTA	PCT	OFF	DEF	TOT	AST	PF	DQ	STL	TO	BLK	PTS	AVG	HI
2020-21	4	36	2	9	.222	2	6	.333	0	0	---	1	6	7	1	5	0	1	1	0	6	1.5	6

JIM MCMILLIAN - 6-5, 225 - COLUMBIA

MARCH 11, 1948

REGULAR SEASON

	G	MIN	FG	FGA	PCT	3P	3A	PCT	FT	FTA	PCT	OFF	DEF	TOT	AST	PF	DQ	STL	TO	BLK	PTS	AVG	HI
1970-71	81	1747	289	629	.459	-	-	-	100	130	.769	-	-	330	133	122	1	-	-	-	678	8.4	-
1971-72	80	3050	642	1331	.482	-	-	-	219	277	.791	-	-	522	209	209	0	-	-	-	1503	18.8	-
1972-73	81	2953	655	1431	.458	-	-	-	223	264	.845	-	-	447	221	176	0	-	-	-	1533	18.9	-
TOT	242	7750	1586	3391	.468	-	-	-	542	671	.808	-	-	1299	563	507	1	-	-	-	3714	15.3	-

PLAYOFFS

	G	MIN	FG	FGA	PCT	3P	3A	PCT	FT	FTA	PCT	OFF	DEF	TOT	AST	PF	DQ	STL	TO	BLK	PTS	AVG	HI
1970-71	12	522	79	181	.436	-	-	-	23	34	.676	-	-	65	22	27	-	-	-	-	181	15.1	-
1971-72	15	624	113	253	.447	-	-	-	60	70	.857	-	-	85	22	43	-	-	-	-	286	19.1	-
1972-73	17	630	143	307	.466	-	-	-	55	75	.733	-	-	82	37	41	-	-	-	-	341	20.1	-
TOT	44	1776	335	741	.462	-	-	-	138	179	.771	-	-	232	81	111	-	-	-	-	808	18.4	-

ALL-TIME ROSTER WITH STATISTICS

MARK MCNAMARA - 6-11, 235 - CALIFORNIA

JUNE 8, 1959

REGULAR SEASON

	G	MIN	FG	FGA	PCT	3P	3A	PCT	FT	FTA	PCT	OFF	DEF	TOT	AST	PF	DQ	STL	TO	BLK	PTS	AVG	HI
1988-89	39	318	32	64	.500	0	0	-	49	78	.628	38	62	100	10	51	0	4	24	3	113	2.9	10
1989-90	33	190	38	86	.442	0	0	-	26	40	.650	22	41	63	3	31	1	2	21	1	102	3.1	15
TOT	72	508	70	150	.467	0	0	-	75	118	.636	60	103	163	13	82	1	6	45	4	215	3.0	-

PLAYOFFS

	G	MIN	FG	FGA	PCT	3P	3A	PCT	FT	FTA	PCT	OFF	DEF	TOT	AST	PF	DQ	STL	TO	BLK	PTS	AVG	HI
1988-89	3	7	1	2	.500	0	0	-	1	2	.500	0	1	1	0	0	-	0	0	0	3	1.0	-
1989-90	2	5	1	4	.250	0	0	-	0	0	-	0	1	1	0	1	-	0	0	0	2	1.0	-
TOT	5	12	2	6	.333	0	0	-	1	2	.500	0	2	2	0	1	-	0	0	0	5	1.0	-

BOB MCNEILL - 6-1, 180 - ST. JOSEPH'S

OCTOBER 22, 1938

REGULAR SEASON

	G	MIN	FG	FGA	PCT	3P	3A	PCT	FT	FTA	PCT	OFF	DEF	TOT	AST	PF	DQ	STL	TO	BLK	PTS	AVG	HI
1961-62	29	229	22	60	.367	-	-	-	8	12	.667	-	-	23	40	25	0	-	-	-	52	1.8	-

PLAYOFFS

	G	MIN	FG	FGA	PCT	3P	3A	PCT	FT	FTA	PCT	OFF	DEF	TOT	AST	PF	DQ	STL	TO	BLK	PTS	AVG	HI
1961-62	5	20	4	7	.571	-	-	-	1	2	.500	-	-	6	5	6	-	-	-	-	9	1.8	-

JOSH MCROBERTS - 6-10, 240 - DUKE

FEBRUARY 28, 1987

REGULAR SEASON

	G	MIN	FG	FGA	PCT	3P	3A	PCT	FT	FTA	PCT	OFF	DEF	TOT	AST	PF	DQ	STL	TO	BLK	PTS	AVG	HI
2011-12	50	718	56	118	.475	3	7	.429	23	36	.639	61	110	171	51	74	0	15	31	18	138	2.8	16

PLAYOFFS

	G	MIN	FG	FGA	PCT	3P	3A	PCT	FT	FTA	PCT	OFF	DEF	TOT	AST	PF	DQ	STL	TO	BLK	PTS	AVG	HI
2011-12	6	16	1	4	.250	0	1	.000	0	0	-	0	4	4	1	1	0	0	2	1	2	0.3	-

STANISLAV MEDVEDENKO - 6-10, 253 - UKRAINE

APRIL 4, 1979

REGULAR SEASON

	G	MIN	FG	FGA	PCT	3P	3A	PCT	FT	FTA	PCT	OFF	DEF	TOT	AST	PF	DQ	STL	TO	BLK	PTS	AVG	HI
2000-01	7	39	12	25	.480	1	1	1.000	7	12	.583	1	8	9	2	9	0	1	3	1	32	4.6	10
2001-02	71	729	145	304	.477	0	4	.000	41	62	.661	85	73	158	43	119	0	29	42	11	331	4.7	18
2002-03	58	620	112	258	.434	0	2	.000	31	43	.721	66	75	141	18	118	0	11	37	8	255	4.4	15
2003-04	68	1442	237	537	.441	0	3	.000	89	116	.767	148	195	343	57	191	1	38	59	18	563	8.3	26
2004-05	43	423	71	156	.455	0	1	.000	23	28	.821	31	48	79	13	64	0	9	13	2	165	3.8	16
2005-06	2	6	1	2	.500	0	0	-	0	0	-	0	0	0	1	1	0	0	0	0	2	1.0	2
TOT	249	3259	578	1282	.451	1	11	.091	191	261	.732	331	399	730	134	502	1	88	154	40	1348	5.4	-

PLAYOFFS

	G	MIN	FG	FGA	PCT	3P	3A	PCT	FT	FTA	PCT	OFF	DEF	TOT	AST	PF	DQ	STL	TO	BLK	PTS	AVG	HI
2001-02	7	21	3	5	.600	0	0	-	0	0	-	1	3	4	0	8	-	0	1	0	6	0.9	-
2002-03	9	73	15	27	.556	0	0	-	4	6	.667	4	14	18	1	14	-	1	3	1	34	3.8	-
2003-04	21	237	33	75	.440	0	0	-	17	21	.810	23	30	53	10	50	-	4	5	4	83	4.0	-
TOT	37	331	51	107	.477	0	0	-	21	27	.778	28	47	75	11	72	-	5	9	5	123	3.3	-

JODIE MEEKS - 6-4, 210 - KENTUCKY

AUGUST 21, 1987

REGULAR SEASON

	G	MIN	FG	FGA	PCT	3P	3A	PCT	FT	FTA	PCT	OFF	DEF	TOT	AST	PF	DQ	STL	TO	BLK	PTS	AVG	HI
2012-13	78	1663	205	530	.387	122	342	.357	86	96	.896	37	134	171	69	103	0	58	52	5	618	7.9	24
2013-14	77	2556	413	892	.463	162	404	.401	221	258	.857	30	164	194	138	119	0	111	111	4	1209	15.7	42
TOT	155	4219	618	1422	.435	284	746	.381	307	354	.867	67	298	365	207	222	0	169	163	9	1827	11.8	-

PLAYOFFS

	G	MIN	FG	FGA	PCT	3P	3A	PCT	FT	FTA	PCT	OFF	DEF	TOT	AST	PF	DQ	STL	TO	BLK	PTS	AVG	HI
2012-13	1	20	1	4	.250	0	2	.000	2	2	1.000	1	1	2	0	2	0	1	2	0	4	4.0	-

CLIFF MEELY - 6-8, 215 - COLORADO

JULY 10, 1947

REGULAR SEASON

	G	MIN	FG	FGA	PCT	3P	3A	PCT	FT	FTA	PCT	OFF	DEF	TOT	AST	PF	DQ	STL	TO	BLK	PTS	AVG	HI
1975-76	20	139	20	51	.392	-	-	-	24	32	.750	10	35	45	9	30	0	5	-	4	64	3.2	11

CHUCK MENCEL - 6-0, 170 - MINNESOTA

APRIL 21, 1933

REGULAR SEASON

	G	MIN	FG	FGA	PCT	3P	3A	PCT	FT	FTA	PCT	OFF	DEF	TOT	AST	PF	DQ	STL	TO	BLK	PTS	AVG	HI
1955-56	69	973	120	375	.320	-	-	-	78	96	.813	-	-	110	132	74	1	-	-	-	318	4.6	-
1956-57	72	1848	243	688	.353	-	-	-	179	240	.746	-	-	237	201	95	0	-	-	-	665	9.2	-
TOT	141	2821	363	1063	.341	-	-	-	257	336	.765	-	-	347	333	169	1	-	-	-	983	7.0	-

PLAYOFFS

	G	MIN	FG	FGA	PCT	3P	3A	PCT	FT	FTA	PCT	OFF	DEF	TOT	AST	PF	DQ	STL	TO	BLK	PTS	AVG	HI
1955-56	3	52	10	19	.526	-	-	-	6	7	.857	-	-	5	8	4	-	-	-	-	26	8.7	-
1956-57	5	98	9	36	.250	-	-	-	7	9	.778	-	-	13	6	7	-	-	-	-	25	5.0	-
TOT	8	150	19	55	.345	-	-	-	13	16	.813	-	-	18	14	11	-	-	-	-	51	6.4	-

ALL-TIME ROSTER WITH STATISTICS

CHRIS MIHM - 7-0, 265 - TEXAS

JULY 16, 1979

REGULAR SEASON

	G	MIN	FG	FGA	PCT	3P	3A	PCT	FT	FTA	PCT	OFF	DEF	TOT	AST	PF	DQ	STL	TO	BLK	PTS	AVG	HI
2004-05	75	1870	280	552	.507	0	2	.000	175	258	.678	197	305	502	50	237	1	14	110	108	735	9.8	25
2005-06	59	1541	230	459	.501	0	0	-	144	201	.716	137	236	373	61	214	5	16	83	73	604	10.2	21
2006-07	-	-	-	-	-	-	-	-	-	-	-	-	-	-	-	-	-	-	-	-	-	-	-
2007-08	23	278	32	95	.337	0	0	-	18	27	.667	28	49	77	13	42	0	4	17	14	82	3.6	11
2008-09	18	105	15	40	.375	0	0	-	6	7	.857	15	19	34	10	23	0	1	10	6	36	2.0	10
TOT	175	3794	557	1146	.486	0	2	.000	343	493	.696	377	609	986	134	516	6	35	220	201	1457	8.3	-

PLAYOFFS

	G	MIN	FG	FGA	PCT	3P	3A	PCT	FT	FTA	PCT	OFF	DEF	TOT	AST	PF	DQ	STL	TO	BLK	PTS	AVG	HI
2007-08	1	3	0	1	.000	0	0	-	0	0	-	0	0	0	0	2	0	0	1	0	0	0.0	-

GEORGE MIKAN - 6-10, 245 - DEPAUL

JUNE 18, 1924

REGULAR SEASON

	G	MIN	FG	FGA	PCT	3P	3A	PCT	FT	FTA	PCT	OFF	DEF	TOT	AST	PF	DQ	STL	TO	BLK	PTS	AVG	HI
1948-49	60	-	583	1403	.416	-	-	-	532	689	.772	-	-	-	218	260	-	-	-	-	1698	28.3	-
1949-50	68	-	649	1595	.407	-	-	-	567	728	.779	-	-	-	197	297	-	-	-	-	1865	27.4	-
1950-51	68	-	678	1584	.428	-	-	-	576	717	.803	-	-	-	958	208	308	14	-	-	1932	28.4	-
1951-52	64	2572	565	1414	.385	-	-	-	433	555	.780	-	-	-	866	194	286	14	-	-	1523	23.8	-
1952-53	70	2651	500	1252	.399	-	-	-	442	567	.780	-	-	-	1007	201	290	12	-	-	1442	20.6	-
1953-54	72	2362	441	1160	.380	-	-	-	424	546	.777	-	-	-	1028	174	268	4	-	-	1306	18.1	-
1955-56	37	765	148	375	.395	-	-	-	94	122	.770	-	-	-	308	53	153	6	-	-	390	10.5	-
TOT	439	8350	3544	8783	.404	-	-	-	3068	3924	.782	-	-	-	4167	1245	1862	50	-	-	10156	23.1	-

PLAYOFFS

	G	MIN	FG	FGA	PCT	3P	3A	PCT	FT	FTA	PCT	OFF	DEF	TOT	AST	PF	DQ	STL	TO	BLK	PTS	AVG	HI
1948-49	10	-	103	227	.454	-	-	-	97	121	.802	-	-	-	21	44	-	-	-	-	303	30.3	-
1949-50	12	-	121	316	.383	-	-	-	134	170	.788	-	-	-	36	47	-	-	-	-	376	31.3	-
1950-51	7	-	62	152	.408	-	-	-	44	55	.800	-	-	-	74	9	25	-	-	-	168	24.0	-
1951-52	13	553	99	261	.379	-	-	-	109	138	.790	-	-	-	207	36	63	-	-	-	307	23.6	-
1952-53	12	463	78	213	.366	-	-	-	82	112	.732	-	-	-	185	23	56	-	-	-	238	19.8	-
1953-54	13	424	87	190	.458	-	-	-	78	96	.813	-	-	-	171	25	56	-	-	-	252	19.4	-
1955-56	3	60	13	35	.371	-	-	-	10	13	.769	-	-	-	28	5	14	-	-	-	36	12.0	-
TOT	70	1500	563	1394	.404	-	-	-	554	705	.786	-	-	-	645	155	305	-	-	-	1680	24.0	-

VERN MIKKELSEN - 6-7, 230 - HAMLINE

OCTOBER 21, 1928

REGULAR SEASON

	G	MIN	FG	FGA	PCT	3P	3A	PCT	FT	FTA	PCT	OFF	DEF	TOT	AST	PF	DQ	STL	TO	BLK	PTS	AVG	HI
1949-50	68	-	288	722	.399	-	-	-	215	286	.752	-	-	-	123	222	-	-	-	-	791	11.6	-
1950-51	64	-	359	893	.402	-	-	-	186	275	.676	-	-	-	655	181	260	13	-	-	904	14.1	-
1951-52	66	2345	363	866	.419	-	-	-	283	372	.761	-	-	-	681	180	282	16	-	-	1009	15.3	-
1952-53	70	2465	378	868	.435	-	-	-	291	387	.752	-	-	-	654	148	289	14	-	-	1047	15.0	-
1953-54	72	2247	288	771	.374	-	-	-	221	298	.742	-	-	-	615	119	264	7	-	-	797	11.1	-
1954-55	71	2559	440	1043	.422	-	-	-	447	598	.747	-	-	-	722	145	319	14	-	-	1327	18.7	-
1955-56	72	2100	317	821	.386	-	-	-	328	408	.804	-	-	-	608	173	319	17	-	-	962	13.4	-
1956-57	72	2198	322	854	.377	-	-	-	342	424	.807	-	-	-	630	121	312	18	-	-	986	13.7	-
1957-58	72	2390	439	1070	.410	-	-	-	370	471	.786	-	-	-	805	166	299	20	-	-	1248	17.3	-
1958-59	72	2139	353	904	.390	-	-	-	286	355	.806	-	-	-	570	159	246	8	-	-	992	13.8	-
TOT	699	18443	3547	8812	.403	-	-	-	2969	3874	.766	-	-	-	5940	1515	2812	127	-	-	10063	14.4	-

PLAYOFFS

	G	MIN	FG	FGA	PCT	3P	3A	PCT	FT	FTA	PCT	OFF	DEF	TOT	AST	PF	DQ	STL	TO	BLK	PTS	AVG	HI
1949-50	12	-	55	149	.369	-	-	-	46	60	.767	-	-	-	18	52	-	-	-	-	156	13.0	-
1950-51	7	-	39	96	.406	-	-	-	31	47	.660	-	-	-	67	17	35	-	-	-	109	15.6	-
1951-52	13	495	60	139	.432	-	-	-	53	64	.828	-	-	-	110	20	66	-	-	-	173	13.3	-
1952-53	12	400	44	133	.331	-	-	-	56	66	.848	-	-	-	104	24	59	-	-	-	144	12.0	-
1953-54	13	375	51	111	.459	-	-	-	31	36	.861	-	-	-	73	17	52	-	-	-	133	10.2	-
1954-55	7	209	30	85	.353	-	-	-	36	46	.783	-	-	-	78	13	36	-	-	-	96	13.7	-
1955-56	3	90	11	26	.423	-	-	-	18	20	.900	-	-	-	17	2	14	-	-	-	40	13.3	-
1956-57	5	162	33	83	.398	-	-	-	22	34	.647	-	-	-	43	17	29	-	-	-	88	17.6	-
1958-59	13	371	73	177	.412	-	-	-	56	73	.767	-	-	-	93	24	54	-	-	-	202	15.5	-
TOT	85	2102	396	999	.396	-	-	-	349	446	.783	-	-	-	585	152	397	-	-	-	1141	13.4	-

ANTHONY MILLER - 6-9, 255 - MICHIGAN STATE

OCTOBER 22, 1971

REGULAR SEASON

	G	MIN	FG	FGA	PCT	3P	3A	PCT	FT	FTA	PCT	OFF	DEF	TOT	AST	PF	DQ	STL	TO	BLK	PTS	AVG	HI
1994-95	46	527	70	132	.530	2	5	.400	47	76	.618	67	85	152	35	77	2	20	38	7	189	4.1	18
1995-96	27	123	15	35	.429	0	2	.000	6	10	.600	11	14	25	4	19	0	4	8	1	36	1.3	6
TOT	73	650	85	167	.509	2	7	.286	53	86	.616	78	99	177	39	96	2	24	46	8	225	3.1	24

PLAYOFFS

	G	MIN	FG	FGA	PCT	3P	3A	PCT	FT	FTA	PCT	OFF	DEF	TOT	AST	PF	DQ	STL	TO	BLK	PTS	AVG	HI
1994-95	4	15	0	2	.000	0	0	-	0	0	-	2	4	6	1	2	-	1	1	0	0	0.0	-

STEVE MIX - 6-7, 215 - TOLEDO

DECEMBER 30, 1947

REGULAR SEASON

	G	MIN	FG	FGA	PCT	3P	3A	PCT	FT	FTA	PCT	OFF	DEF	TOT	AST	PF	DQ	STL	TO	BLK	PTS	AVG	HI
1982-83	1	17	4	10	.400	0	0	-	1	1	1.000	1	0	1	2	1	0	0	0	0	9	9.0	9

PLAYOFFS

	G	MIN	FG	FGA	PCT	3P	3A	PCT	FT	FTA	PCT	OFF	DEF	TOT	AST	PF	DQ	STL	TO	BLK	PTS	AVG	HI
1982-83	8	26	2	5	.400	0	0	-	3	3	1.000	0	1	1	0	6	-	0	0	0	7	0.9	-

MALIK MONK - 6-3, 200 - KENTUCKY

FEBRUARY 4, 1998

REGULAR SEASON

	G	MIN	FG	FGA	PCT	3P	3A	PCT	FT	FTA	PCT	OFF	DEF	TOT	AST	PF	DQ	STL	TO	BLK	PTS	AVG	HI
2021-22	76	2139	391	827	.473	173	442	.391	93	117	.795	37	219	256	218	138	0	61	121	29	1048	13.8	41

ALL-TIME ROSTER WITH STATISTICS

DARIUS MORRIS - 6-5, 195 - MICHIGAN

JANUARY 3, 1991

REGULAR SEASON

	G	MIN	FG	FGA	PCT	3P	3A	PCT	FT	FTA	PCT	OFF	DEF	TOT	AST	PF	DQ	STL	TO	BLK	PTS	AVG	HI
2011-12	19	169	18	42	.429	4	9	.444	6	9	.667	2	14	16	21	16	0	2	19	0	46	2.4	9
2012-13	48	483	73	188	.388	24	66	.364	24	37	.649	24	33	57	76	58	0	21	45	2	194	4.0	15
TOT	67	852	91	230	.396	28	75	.373	30	46	.652	26	47	73	97	74	0	23	64	2	240	3.6	-

PLAYOFFS

	G	MIN	FG	FGA	PCT	3P	3A	PCT	FT	FTA	PCT	OFF	DEF	TOT	AST	PF	DQ	STL	TO	BLK	PTS	AVG	HI
2011-12	4	8	3	3	1.000	1	1	1.000	3	4	.750	0	0	0	3	1	0	0	1	0	10	2.5	-
2012-13	4	105	16	35	.457	3	9	.333	7	9	.778	1	4	5	12	6	0	2	6	0	42	10.5	-
TOT	8	113	19	38	.500	4	10	.400	10	13	.769	1	4	5	15	7	0	2	7	0	52	6.5	-

MARKEIFF MORRIS - 6-10, 245 - KANSAS

SEPTEMBER 2, 1989

REGULAR SEASON

	G	MIN	FG	FGA	PCT	3P	3A	PCT	FT	FTA	PCT	OFF	DEF	TOT	AST	PF	DQ	STL	TO	BLK	PTS	AVG	HI
2019-20	14	199	28	69	.406	13	39	.333	5	6	.833	16	29	45	8	29	0	5	6	6	74	5.3	14
2020-21	61	1200	153	378	.405	65	209	.311	36	50	.720	48	218	266	73	105	0	22	54	19	407	6.7	17
TOT	75	1399	181	447	.405	78	248	.315	41	56	.732	64	247	311	81	134	0	27	60	25	481	6.4	-

PLAYOFFS

	G	MIN	FG	FGA	PCT	3P	3A	PCT	FT	FTA	PCT	OFF	DEF	TOT	AST	PF	DQ	STL	TO	BLK	PTS	AVG	HI
2019-20	21	385	44	98	.449	29	69	.420	7	9	.778	12	52	64	20	54	1	6	17	3	124	5.9	19
2020-21	4	38	2	9	.222	1	4	.250	4	6	.667	4	0	4	3	6	0	0	2	1	9	2.3	4
TOT	25	423	46	107	.430	30	73	.411	11	15	.733	16	52	68	23	60	1	6	19	4	133	5.3	-

ADAM MORRISON - 6-8, 205 - GONZAGA

JULY 19, 1984

REGULAR SEASON

	G	MIN	FG	FGA	PCT	3P	3A	PCT	FT	FTA	PCT	OFF	DEF	TOT	AST	PF	DQ	STL	TO	BLK	PTS	AVG	HI
2008-09	8	44	4	12	.333	1	4	.250	1	2	.500	2	6	8	3	4	0	0	3	0	10	1.3	5
2009-10	31	261	32	85	.376	5	21	.238	5	8	.625	10	22	32	18	17	0	3	10	2	74	2.4	7
TOT	39	285	36	97	.371	6	25	.240	6	10	.600	12	28	40	21	21	0	3	13	2	84	2.2	-

PLAYOFFS

	G	MIN	FG	FGA	PCT	3P	3A	PCT	FT	FTA	PCT	OFF	DEF	TOT	AST	PF	DQ	STL	TO	BLK	PTS	AVG	HI
2009-10	2	13	4	9	.444	0	2	.000	0	0	-	2	3	5	1	2	-	0	0	0	8	4.0	-

TIMOFEY MOZGOV - 7-1, 275 - KHIKMI MOSCOW (RUSSIA)

JULY 16, 1986

REGULAR SEASON

	G	MIN	FG	FGA	PCT	3P	3A	PCT	FT	FTA	PCT	OFF	DEF	TOT	AST	PF	DQ	STL	TO	BLK	PTS	AVG	HI
2016-17	54	1104	169	328	.515	0	1	.000	63	78	.808	104	160	264	43	133	2	16	72	31	401	7.4	20

ERWIN MUELLER - 6-8, 230 - SAN FRANCISCO

MARCH 12, 1944

REGULAR SEASON

	G	MIN	FG	FGA	PCT	3P	3A	PCT	FT	FTA	PCT	OFF	DEF	TOT	AST	PF	DQ	STL	TO	BLK	PTS	AVG	HI
1967-68	39	973	132	254	.520	-	-	-	61	103	.592	-	-	222	78	86	2	-	-	-	325	8.3	-

PLAYOFFS

	G	MIN	FG	FGA	PCT	3P	3A	PCT	FT	FTA	PCT	OFF	DEF	TOT	AST	PF	DQ	STL	TO	BLK	PTS	AVG	HI
1967-68	14	250	20	59	.339	-	-	-	5	14	.357	-	-	54	18	32	-	-	-	-	45	3.2	-

ALLEN MURPHY - 6-5, 190 - LOUISVILLE

JULY 15, 1952

REGULAR SEASON

	G	MIN	FG	FGA	PCT	3P	3A	PCT	FT	FTA	PCT	OFF	DEF	TOT	AST	PF	DQ	STL	TO	BLK	PTS	AVG	HI
1976-77	2	18	1	5	.200	-	-	-	3	7	.429	3	1	4	0	5	0	0	-	0	5	2.5	3

TROY MURPHY - 6-11, 245 - NOTRE DAME

MAY 2, 1980

REGULAR SEASON

	G	MIN	FG	FGA	PCT	3P	3A	PCT	FT	FTA	PCT	OFF	DEF	TOT	AST	PF	DQ	STL	TO	BLK	PTS	AVG	HI
2011-12	59	956	77	171	.450	28	67	.418	6	9	.667	40	151	191	51	98	1	15	26	16	188	3.2	12

PLAYOFFS

	G	MIN	FG	FGA	PCT	3P	3A	PCT	FT	FTA	PCT	OFF	DEF	TOT	AST	PF	DQ	STL	TO	BLK	PTS	AVG	HI
2011-12	4	15	1	1	1.000	1	1	1.000	0	0	-	0	3	3	0	0	0	0	2	0	3	0.8	-

TRACY MURRAY - 6-7, 230 - UCLA

JULY 25, 1971

REGULAR SEASON

	G	MIN	FG	FGA	PCT	3P	3A	PCT	FT	FTA	PCT	OFF	DEF	TOT	AST	PF	DQ	STL	TO	BLK	PTS	AVG	HI
2002-03	31	193	23	71	.324	8	38	.211	7	9	.778	5	18	23	12	22	0	5	14	3	61	2.0	11

MIKE MUSCALA - 6-11, 240 - BUCKNELL

JULY 1, 1991

REGULAR SEASON

	G	MIN	FG	FGA	PCT	3P	3A	PCT	FT	FTA	PCT	OFF	DEF	TOT	AST	PF	DQ	STL	TO	BLK	PTS	AVG	HI
2018-19	17	265	36	83	.434	21	57	.368	7	8	.875	6	38	44	14	18	0	4	5	11	100	5.9	16

SVIATOSLAV MYKHAILIUK - 6-8, 205 - KANSAS

JUNE 10, 1997

REGULAR SEASON

	G	MIN	FG	FGA	PCT	3P	3A	PCT	FT	FTA	PCT	OFF	DEF	TOT	AST	PF	DQ	STL	TO	BLK	PTS	AVG	HI
2018-19	39	420	44	132	.333	27	85	.318	12	20	.600	8	26	34	33	25	0	13	20	1	127	3.3	12

ALL-TIME ROSTER WITH STATISTICS

LARRY NANCE JR. - 6-9, 230 - WYOMING

JANUARY 1, 1993

REGULAR SEASON

	G	MIN	FG	FGA	PCT	3P	3A	PCT	FT	FTA	PCT	OFF	DEF	TOT	AST	PF	DQ	STL	TO	BLK	PTS	AVG	HI
2015-16	63	1266	158	300	.527	1	10	.100	32	47	.681	101	211	312	44	124	0	54	41	23	349	5.5	17
2016-17	63	1442	190	361	.526	10	36	.278	59	80	.738	120	249	369	96	149	0	82	56	39	449	7.1	18
2017-18	42	922	152	253	.601	1	4	.250	55	87	.632	108	176	284	57	113	0	59	41	20	360	8.6	18
TOT	168	3630	500	914	.547	12	50	.240	146	214	.682	329	636	965	197	386	0	195	138	82	1158	6.9	-

COTTON NASH - 6-6, 220 - KENTUCKY

JULY 24, 1942

REGULAR SEASON

	G	MIN	FG	FGA	PCT	3P	3A	PCT	FT	FTA	PCT	OFF	DEF	TOT	AST	PF	DQ	STL	TO	BLK	PTS	AVG	HI
1964-65	25	167	14	57	.246	-	-	-	25	32	.781	-	-	35	10	30	0	-	-	-	53	2.1	-

STEVE NASH - 6-3, 180 - SANTA CLARA

FEBRUARY 7, 1974

REGULAR SEASON

	G	MIN	FG	FGA	PCT	3P	3A	PCT	FT	FTA	PCT	OFF	DEF	TOT	AST	PF	DQ	STL	TO	BLK	PTS	AVG	HI
2012-13	50	1627	236	475	.497	57	130	.438	107	116	.922	26	116	142	333	70	0	30	126	5	636	12.7	22
2013-14	15	313	36	94	.383	8	24	.333	22	24	.917	4	25	29	86	18	0	7	31	2	102	6.8	19
TOT	65	1940	272	569	.478	65	154	.422	129	140	.921	30	141	171	419	88	0	37	157	7	738	11.4	-

PLAYOFFS

	G	MIN	FG	FGA	PCT	3P	3A	PCT	FT	FTA	PCT	OFF	DEF	TOT	AST	PF	DQ	STL	TO	BLK	PTS	AVG	HI
2012-13	2	61	10	23	.435	0	3	.000	5	5	1.000	2	3	5	9	2	0	0	3	0	25	12.5	16

SWEN NATER - 6-11, 250 - UCLA

JANUARY 14, 1950

REGULAR SEASON

	G	MIN	FG	FGA	PCT	3P	3A	PCT	FT	FTA	PCT	OFF	DEF	TOT	AST	PF	DQ	STL	TO	BLK	PTS	AVG	HI
1983-84	69	829	124	253	.490	0	1	.000	63	91	.692	81	163	264	27	150	0	25	68	7	311	4.5	19

PLAYOFFS

	G	MIN	FG	FGA	PCT	3P	3A	PCT	FT	FTA	PCT	OFF	DEF	TOT	AST	PF	DQ	STL	TO	BLK	PTS	AVG	HI
1983-84	17	146	19	38	.500	0	0	-	20	26	.769	16	24	40	1	27	-	1	8	2	58	3.4	-

DON NELSON - 6-6, 210 - IOWA

MAY 15, 1940

REGULAR SEASON

	G	MIN	FG	FGA	PCT	3P	3A	PCT	FT	FTA	PCT	OFF	DEF	TOT	AST	PF	DQ	STL	TO	BLK	PTS	AVG	HI
1963-64	80	1406	135	323	.418	-	-	-	149	201	.741	-	-	323	76	181	1	-	-	-	419	5.2	-
1964-65	39	238	36	85	.424	-	-	-	20	26	.769	-	-	73	24	40	1	-	-	-	92	2.4	-
TOT	119	1644	171	408	.419	-	-	-	169	227	.744	-	-	396	100	221	2	-	-	-	511	4.3	-

PLAYOFFS

	G	MIN	FG	FGA	PCT	3P	3A	PCT	FT	FTA	PCT	OFF	DEF	TOT	AST	PF	DQ	STL	TO	BLK	PTS	AVG	HI
1963-64	5	56	7	13	.538	-	-	-	3	3	1.000	-	-	13	2	11	-	-	-	-	17	3.4	-
1964-65	11	212	24	53	.453	-	-	-	19	25	.760	-	-	59	19	31	-	-	-	-	67	6.1	-
TOT	16	268	31	66	.470	-	-	-	22	28	.786	-	-	72	21	42	-	-	-	-	84	5.3	-

JOHNNY NEUMANN - 6-6, 200 - MISSISSIPPI

SEPTEMBER 11, 1951

REGULAR SEASON

	G	MIN	FG	FGA	PCT	3P	3A	PCT	FT	FTA	PCT	OFF	DEF	TOT	AST	PF	DQ	STL	TO	BLK	PTS	AVG	HI
1976-77	59	888	146	363	.402	-	-	-	54	81	.667	19	44	63	137	127	2	28	-	8	346	5.9	24

PLAYOFFS

	G	MIN	FG	FGA	PCT	3P	3A	PCT	FT	FTA	PCT	OFF	DEF	TOT	AST	PF	DQ	STL	TO	BLK	PTS	AVG	HI
1976-77	6	68	11	29	.379	-	-	-	2	4	.500	0	2	2	9	14	-	-	-	-	24	4.0	-

CHUCK NEVITT - 7-5, 250 - NORTH CAROLINA STATE

JUNE 13, 1959

REGULAR SEASON

	G	MIN	FG	FGA	PCT	3P	3A	PCT	FT	FTA	PCT	OFF	DEF	TOT	AST	PF	DQ	STL	TO	BLK	PTS	AVG	HI
1984-85	11	59	5	17	.294	0	0	-	2	8	.250	5	15	20	3	20	0	0	10	15	12	1.1	4
1985-86	4	25	3	11	.273	0	0	-	4	6	.667	3	4	7	2	6	0	2	5	2	10	2.5	4
TOT	15	84	8	28	.286	0	0	-	6	14	.429	8	19	27	5	26	0	2	15	17	22	1.5	-

PLAYOFFS

	G	MIN	FG	FGA	PCT	3P	3A	PCT	FT	FTA	PCT	OFF	DEF	TOT	AST	PF	DQ	STL	TO	BLK	PTS	AVG	HI
1984-85	7	37	3	9	.333	0	0	-	4	8	.500	3	3	6	1	11	-	4	2	6	10	1.4	-

IRA NEWBLE - 6-7, 220 - MIAMI (OHIO)

JANUARY 20, 1975

REGULAR SEASON

	G	MIN	FG	FGA	PCT	3P	3A	PCT	FT	FTA	PCT	OFF	DEF	TOT	AST	PF	DQ	STL	TO	BLK	PTS	AVG	HI
2007-08	6	31	3	9	.333	1	2	.500	0	0	-	0	5	11	3	5	0	1	3	1	7	1.2	3

PLAYOFFS

	G	MIN	FG	FGA	PCT	3P	3A	PCT	FT	FTA	PCT	OFF	DEF	TOT	AST	PF	DQ	STL	TO	BLK	PTS	AVG	HI
2007-08	1	1	0	0	-	0	0	-	0	0	-	0	0	0	0	0	-	0	0	0	0.0	-	-

ALL-TIME ROSTER WITH STATISTICS

NORM NIXON - 6-2, 175 - DUQUESNE

OCTOBER 11, 1955

REGULAR SEASON

	G	MIN	FG	FGA	PCT	3P	3A	PCT	FT	FTA	PCT	OFF	DEF	TOT	AST	PF	DQ	STL	TO	BLK	PTS	AVG	HI
1977-78	81	2779	496	998	.497	-	-	-	115	161	.714	41	198	239	553	259	3	138	251	7	1107	13.7	28
1978-79	82	3145	623	1149	.542	-	-	-	158	204	.775	48	183	231	737	250	6	201	231	17	1404	17.1	29
1979-80	82	3226	624	1209	.516	1	8	.125	197	253	.779	52	177	229	642	241	1	147	288	14	1446	17.6	30
1980-81	79	2962	576	1210	.476	2	12	.167	196	252	.778	64	168	232	696	226	2	146	285	11	1350	17.1	30
1981-82	82	3024	628	1274	.493	3	12	.250	181	224	.808	38	138	176	652	264	3	132	238	7	1440	17.6	28
1982-83	79	2711	533	1123	.475	0	13	.000	125	168	.744	61	144	205	566	176	1	104	237	4	1191	15.1	27
TOT	485	17847	3480	6963	.500	6	45	.133	972	1262	.770	304	1008	1312	3846	1416	16	868	1530	60	7938	16.4	-

PLAYOFFS

	G	MIN	FG	FGA	PCT	3P	3A	PCT	FT	FTA	PCT	OFF	DEF	TOT	AST	PF	DQ	STL	TO	BLK	PTS	AVG	HI
1977-78	3	92	11	24	.458	-	-	-	2	3	.667	4	5	9	16	13	-	4	5	1	24	8.0	-
1978-79	8	327	56	119	.471	-	-	-	11	15	.733	6	22	28	94	37	-	11	24	0	123	15.4	-
1979-80	16	648	114	239	.477	1	5	.200	41	51	.804	13	43	56	125	59	-	32	40	3	270	16.9	-
1980-81	3	133	25	49	.510	0	0	-	8	10	.800	1	10	11	26	9	-	1	5	1	58	19.3	-
1981-82	14	549	121	263	.478	1	3	.333	43	57	.754	13	30	43	114	43	-	23	34	2	286	20.4	-
1982-83	14	538	113	237	.477	3	7	.429	37	50	.740	13	35	48	90	40	-	18	34	1	266	19.0	-
TOT	58	2287	440	921	.478	5	15	.333	142	186	.763	50	145	195	465	201	-	89	151	8	1027	17.7	-

ZACH NORVELL JR. - 6-5, 205 - GONZAGA

DECEMBER 9, 1997

REGULAR SEASON

	G	MIN	FG	FGA	PCT	3P	3A	PCT	FT	FTA	PCT	OFF	DEF	TOT	AST	PF	DQ	STL	TO	BLK	PTS	AVG	HI
2019-20	2	5	0	1	.000	0	3	---	0	0	---	0	1	1	0	0	0	0	0	0	0	0.0	-

DAVID NWABA - 6-4, 209 - CAL POLY-SAN LUIS OBISPO

JANUARY 14, 1993

REGULAR SEASON

	G	MIN	FG	FGA	PCT	3P	3A	PCT	FT	FTA	PCT	OFF	DEF	TOT	AST	PF	DQ	STL	TO	BLK	PTS	AVG	HI
2016-17	20	397	47	81	.580	1	5	.200	25	39	.641	17	46	63	14	36	0	13	11	7	120	6.0	19

LAMAR ODOM - 6-10, 230 - RHODE ISLAND

NOVEMBER 6, 1979

REGULAR SEASON

	G	MIN	FG	FGA	PCT	3P	3A	PCT	FT	FTA	PCT	OFF	DEF	TOT	AST	PF	DQ	STL	TO	BLK	PTS	AVG	HI
2004-05	64	2320	366	774	.473	36	117	.308	207	298	.695	134	519	653	238	211	3	42	161	65	975	15.2	28
2005-06	80	3221	445	925	.481	80	215	.372	216	313	.690	181	557	738	443	256	4	75	213	64	1186	14.8	27
2006-07	56	2202	319	681	.468	54	182	.297	198	283	.700	102	445	547	270	182	5	53	163	32	890	15.9	34
2007-08	77	2921	417	795	.525	31	113	.274	229	328	.698	197	622	819	273	222	3	75	156	72	1094	14.2	31
2008-09	78	2316	346	703	.492	33	103	.320	160	257	.623	176	461	637	204	235	5	77	138	98	885	11.3	28
2009-10	82	2585	342	739	.463	58	182	.319	140	202	.693	184	618	802	267	227	1	75	150	59	882	10.8	26
2010-11	82	2639	473	893	.530	68	178	.382	166	246	.675	175	535	710	249	200	1	47	139	61	1180	14.4	29
TOT	519	18204	2708	5510	.491	360	1090	.330	1316	1927	.683	1149	3757	4906	1944	1533	22	444	1120	451	7092	13.7	-

PLAYOFFS

	G	MIN	FG	FGA	PCT	3P	3A	PCT	FT	FTA	PCT	OFF	DEF	TOT	AST	PF	DQ	STL	TO	BLK	PTS	AVG	HI
2005-06	7	314	49	99	.495	6	30	.200	30	45	.667	15	62	77	34	23	-	3	23	8	134	19.1	-
2006-07	5	192	41	85	.482	3	11	.273	13	24	.500	20	42	65	11	17	-	2	10	6	97	19.4	-
2007-08	21	786	107	218	.491	3	11	.273	84	127	.661	47	162	209	62	72	-	14	47	27	301	14.3	-
2008-09	23	735	108	206	.524	18	35	.514	49	80	.613	64	146	210	42	75	-	16	39	31	283	12.3	-
2009-10	23	667	91	194	.469	10	41	.244	30	50	.600	60	138	198	46	84	-	15	28	21	222	9.7	-
2010-11	10	286	45	98	.459	4	20	.200	27	38	.711	13	52	65	21	25	-	2	15	4	111	11.1	-
TOT	89	2980	441	900	.490	44	148	.297	232	364	.637	219	605	824	216	296	-	52	162	97	1128	13.0	-

JAWANN OLDHAM - 7-0, 220 - SEATTLE

JULY 4, 1957

REGULAR SEASON

	G	MIN	FG	FGA	PCT	3P	3A	PCT	FT	FTA	PCT	OFF	DEF	TOT	AST	PF	DQ	STL	TO	BLK	PTS	AVG	HI
1989-90	3	9	2	3	.667	0	0	-	1	2	.500	0	1	1	1	3	0	0	1	0	5	1.7	3

SHAQUILLE O'NEAL - 7-1, 340 - LOUISIANA STATE

MARCH 6, 1972

REGULAR SEASON

	G	MIN	FG	FGA	PCT	3P	3A	PCT	FT	FTA	PCT	OFF	DEF	TOT	AST	PF	DQ	STL	TO	BLK	PTS	AVG	HI
1996-97	51	1943	552	991	.557	0	4	.000	232	479	.484	195	445	640	159	180	2	46	146	147	1336	26.2	42
1997-98	60	2175	670	1147	.584	0	0	-	359	681	.527	208	473	681	142	193	1	39	175	144	1699	28.3	50
1998-99	49	1705	510	885	.576	0	1	.000	269	498	.540	187	338	525	114	155	4	36	122	82	1289	26.3	38
1999-00	79	3163	956	1665	.574	0	1	.000	432	824	.524	387	742	1078	299	255	2	36	223	239	2344	29.7	61
2000-01	74	2924	813	1422	.572	0	2	.000	499	972	.513	291	649	940	277	256	6	47	218	204	2125	28.7	41
2001-02	67	2421	712	1229	.579	0	1	.000	398	717	.555	235	480	715	200	199	2	41	171	137	1822	27.2	46
2002-03	67	2535	695	1211	.574	0	0	-	451	725	.622	259	483	742	206	229	4	38	196	159	1841	27.5	48
2003-04	67	2464	554	988	.560	0	0	-	331	676	.490	246	523	769	196	225	3	34	195	166	1439	21.5	37
TOT	514	19330	5462	9498	.575	0	9	.000	2971	5572	.533	1957	4133	6090	1593	1692	24	317	1446	1278	13895	27.0	-

PLAYOFFS

	G	MIN	FG	FGA	PCT	3P	3A	PCT	FT	FTA	PCT	OFF	DEF	TOT	AST	PF	DQ	STL	TO	BLK	PTS	AVG	HI
1996-97	9	326	89	173	.514	0	0	-	64	105	.610	38	57	95	29	37	-	5	22	17	242	26.9	-
1997-98	13	501	158	258	.612	0	0	-	80	159	.503	48	84	132	38	41	-	7	43	34	396	30.5	-
1998-99	8	315	79	155	.510	0	0	-	55	118	.466	44	49	93	18	29	-	7	18	23	213	26.6	-
1999-00	23	1000	286	505	.566	0	0	-	135	296	.456	119	236	355	71	67	-	13	56	55	707	30.7	-
2000-01	16	676	191	344	.555	0	0	-	105	200	.525	91	156	247	51	55	-	7	57	38	487	30.4	-
2001-02	19	776	283	584	.529	0	0	-	135	208	.649	67	172	239	54	62	-	10	62	48	541	28.5	-
2002-03	12	481	121	226	.535	0	0	-	82	132	.621	63	115	178	44	34	-	7	35	34	324	27.0	-
2003-04	22	917	182	307	.593	0	0	-	109	254	.429	91	200	291	55	90	-	7	55	61	473	21.5	-
TOT	122	4992	1309	2352	.557	0	0	-	765	1472	.520	561	1069	1630	360	415	-	63	348	310	3383	27.7	-

ALL-TIME ROSTER WITH STATISTICS

KEVIN O'SHEA - 6-2, 175 - NOTRE DAME JULY 10, 1925

REGULAR SEASON		FG	FGA	PCT	3P	3A	PCT	FT	FTA	PCT	OFF	DEF	TOT	AST	PF	DQ	STL	TO	BLK	PTS	AVG	HI
G	MIN																					
1950-51	63	-	87	267	.326	-	-	-	97	134	.724	-	125	100	99	1	-	-	-	271	4.3	-
PLAYOFFS		FG	FGA	PCT	3P	3A	PCT	FT	FTA	PCT	OFF	DEF	TOT	AST	PF	DQ	STL	TO	BLK	PTS	AVG	HI
G	MIN																					
1950-51	5	-	1	7	.143	-	-	-	3	4	.750	-	5	1	8	-	-	-	-	5	1.0	-
TOT																						

KEITH OWENS - 6-7, 225 - UCLA MAY 31, 1969

REGULAR SEASON																							
	G	MIN	FG	FGA	PCT	3P	3A	PCT	FT	FTA	PCT	OFF	DEF	TOT	AST	PF	DQ	STL	TO	BLK	PTS	AVG	HI
1991-92	20	80	9	32	.281	0	0	-	8	10	.800	8	7	15	3	11	0	5	2	4	26	1.3	8
JANNERO PARGO - 6-1, 175 - ARKANSAS																							
OCTOBER 22, 1979																							
REGULAR SEASON																							
	G	MIN	FG	FGA	PCT	3P	3A	PCT	FT	FTA	PCT	OFF	DEF	TOT	AST	PF	DQ	STL	TO	BLK	PTS	AVG	HI
2002-03	34	342	37	93	.398	7	24	.292	4	4	1.000	9	28	37	39	45	0	13	23	2	85	2.5	18
2003-04	13	63	6	16	.375	2	4	.500	0	0	-	0	6	6	11	5	0	2	12	0	14	1.1	5
TOT	47	405	43	109	.394	9	28	.321	4	4	1.000	9	34	43	50	50	0	15	35	2	99	2.1	-

WILLIAM "SMUSH" PARKER - 6-4, 180 - FORDHAM JUNE 1, 1981

REGULAR SEASON																								
G	MIN	FG	FGA	PCT	3P	3A	PCT	FT	FTA	PCT	OFF	DEF	TOT	AST	PF	DQ	STL	TO	BLK	PTS	AVG	HI		
2005-06	82	2773	348	779	.447	120	328	.366	125	180	.694	37	234	271	302	213	1	140	147	16	941	11.5	24	
2006-07	82	2457	342	785	.436	110	301	.365	113	175	.646	45	161	206	228	211	4	119	153	10	907	11.1	26	
TOT		164	5230	690	1564	.441	230	629	.366	238	355	.670	82	395	477	530	424	5	259	300	26	1848	11.3	-
PLAYOFFS																								
G	MIN	FG	FGA	PCT	3P	3A	PCT	FT	FTA	PCT	OFF	DEF	TOT	AST	PF	DQ	STL	TO	BLK	PTS	AVG	HI		
2005-06	7	258	24	72	.333	4	26	.154	10	10	1.000	9	12	11	24	-	15	12	1	62	8.9	-		
2006-07	5	59	2	13	.154	1	6	.167	4	4	1.000	4	3	7	3	8	-	3	3	1	9	2.2	-	
TOT		12	317	26	85	.306	5	32	.156	14	14	1.000	13	15	28	14	32	-	18	15	2	71	5.9	-

MYLES PATRICK - 6-8, 220 - AUBURN NOVEMBER 16, 1954

REGULAR SEASON																							
	G	MIN	FG	FGA	PCT	3P	3A	PCT	FT	FTA	PCT	OFF	DEF	TOT	AST	PF	DQ	STL	TO	BLK	PTS	AVG	HI
1980-81	3	9	2	5	.400	0	0	-	1	2	.500	1	1	2	1	3	0	0	1	0	5	1.7	3

RUBEN PATTERSON - 6-6, 227 - CINCINNATI JULY 3, 1975

REGULAR SEASON																							
G	MIN	FG	FGA	PCT	3P	3A	PCT	FT	FTA	PCT	OFF	DEF	TOT	AST	PF	DQ	STL	TO	BLK	PTS	AVG	HI	
1998-99	24	144	21	51	.412	1	6	.167	22	31	.710	17	13	30	2	16	0	5	12	3	65	2.7	11
PLAYOFFS																							
G	MIN	FG	FGA	PCT	3P	3A	PCT	FT	FTA	PCT	OFF	DEF	TOT	AST	PF	DQ	STL	TO	BLK	PTS	AVG	HI	
1998-99	3	5	0	1	.000	0	0	-	0	0	-	0	0	0	0	0	-	0	1	0	0	0.0	-

JIM PAXSON - 6-6, 200 - DAYTON DECEMBER 19, 1932

REGULAR SEASON																							
	G	MIN	FG	FGA	PCT	3P	3A	PCT	FT	FTA	PCT	OFF	DEF	TOT	AST	PF	DQ	STL	TO	BLK	PTS	AVG	HI
1956-57	71	1274	138	485	.285	-	-	-	170	236	.720	-	-	266	86	163	3	-	-	-	446	6.3	-
PLAYOFFS																							
	G	MIN	FG	FGA	PCT	3P	3A	PCT	FT	FTA	PCT	OFF	DEF	TOT	AST	PF	DQ	STL	TO	BLK	PTS	AVG	HI
1956-57	5	54	9	27	.333	-	-	-	7	14	.500	-	-	14	3	4	-	-	-	-	25	5.0	-

GARY PAYTON - 6-4, 190 - OREGON STATE JULY 23, 1968

REGULAR SEASON																							
	G	MIN	FG	FGA	PCT	3P	3A	PCT	FT	FTA	PCT	OFF	DEF	TOT	AST	PF	DQ	STL	TO	BLK	PTS	AVG	HI
2003-04	82	2825	482	1024	.471	55	165	.333	180	252	.714	72	270	342	449	169	0	96	151	19	1199	14.6	30
PLAYOFFS																							
	G	MIN	FG	FGA	PCT	3P	3A	PCT	FT	FTA	PCT	OFF	DEF	TOT	AST	PF	DQ	STL	TO	BLK	PTS	AVG	HI
2003-04	22	773	68	186	.366	14	56	.250	21	28	.750	19	53	72	116	60	-	23	28	4	171	7.8	-

GARY PAYTON II - 6-3, 190 - OREGON STATE DECEMBER 1, 1992

REGULAR SEASON																							
	G	MIN	FG	FGA	PCT	3P	3A	PCT	FT	FTA	PCT	OFF	DEF	TOT	AST	PF	DQ	STL	TO	BLK	PTS	AVG	HI
2017-18	11	115	17	41	.415	4	13	.308	1	6	.167	9	18	27	12	13	0	4	4	2	39	3.5	25

ALL-TIME ROSTER WITH STATISTICS

ANTHONY PEELER - 6-4, 215 - MISSOURI

NOVEMBER 25, 1969

REGULAR SEASON

	G	MIN	FG	FGA	PCT	3P	3A	PCT	FT	FTA	PCT	OFF	DEF	TOT	AST	PF	DQ	STL	TO	BLK	PTS	AVG	HI
1992-93	77	1656	297	634	.468	46	118	.390	162	206	.786	64	115	179	166	193	0	60	123	14	802	10.4	25
1993-94	30	923	176	409	.430	14	63	.222	57	71	.803	48	61	109	94	93	0	43	59	8	423	14.1	28
1994-95	73	1559	285	659	.432	84	216	.389	102	128	.797	62	106	168	122	143	1	52	82	13	756	10.4	27
1995-96	73	1608	272	602	.452	105	254	.413	61	86	.709	45	92	137	118	139	0	59	56	10	710	9.7	25
TOT	253	5746	1030	2304	.447	249	651	.382	382	491	.778	219	374	593	500	568	1	214	320	45	2691	10.6	-

PLAYOFFS

	G	MIN	FG	FGA	PCT	3P	3A	PCT	FT	FTA	PCT	OFF	DEF	TOT	AST	PF	DQ	STL	TO	BLK	PTS	AVG	HI
1994-95	10	268	32	79	.405	8	31	.258	17	22	.773	8	20	28	25	23	-	10	12	2	89	8.9	-
1995-96	3	72	9	27	.333	6	14	.429	4	4	1.000	2	6	8	3	6	-	6	3	0	28	9.3	-
TOT	13	340	41	106	.387	14	45	.687	21	26	.808	10	26	36	28	29	-	16	15	2	117	9.0	-

MIKE PENBERTHY - 6-3, 185 - THE MASTER'S COLLEGE

NOVEMBER 29, 1974

REGULAR SEASON

	G	MIN	FG	FGA	PCT	3P	3A	PCT	FT	FTA	PCT	OFF	DEF	TOT	AST	PF	DQ	STL	TO	BLK	PTS	AVG	HI
2000-01	53	851	92	222	.414	55	139	.396	28	31	.903	10	53	63	71	57	0	22	34	2	267	5.0	16
2001-02	3	12	1	2	.500	0	0	-	3	4	.750	0	2	2	2	0	0	2	0	0	5	1.7	2
TOT	56	863	93	224	.415	55	139	.396	31	35	.886	10	55	65	73	57	0	24	34	2	272	4.9	-

SAM PERKINS - 6-9, 255 - NORTH CAROLINA

JUNE 14, 1961

REGULAR SEASON

	G	MIN	FG	FGA	PCT	3P	3A	PCT	FT	FTA	PCT	OFF	DEF	TOT	AST	PF	DQ	STL	TO	BLK	PTS	AVG	HI
1990-91	73	2504	368	744	.495	18	64	.281	229	279	.821	167	371	538	108	247	2	64	103	78	983	13.5	32
1991-92	63	2332	361	803	.450	15	69	.217	304	372	.817	192	364	556	141	192	1	64	83	62	1041	16.5	29
1992-93	49	1589	242	527	.459	5	29	.172	184	222	.829	111	268	379	128	139	0	40	76	51	673	13.7	26
TOT	185	6425	971	2074	.468	38	162	.235	717	873	.821	470	1003	1473	377	578	3	168	262	191	2697	14.6	-

PLAYOFFS

	G	MIN	FG	FGA	PCT	3P	3A	PCT	FT	FTA	PCT	OFF	DEF	TOT	AST	PF	DQ	STL	TO	BLK	PTS	AVG	HI
1990-91	19	752	121	221	.548	11	30	.367	83	109	.761	41	116	157	33	69	-	15	37	27	336	17.7	-

JOHN PILCH - 6-3, 185 - WYOMING

JULY 11, 1925

REGULAR SEASON

G	MIN	FG	FGA	PCT	3P	3A	PCT	FT	FTA	PCT	OFF	DEF	TOT	AST	PF	DQ	STL	TO	BLK	PTS	AVG	HI
1951-52	9	41	1	10	.100	-	-	-	3	6	.500	-	-	9	2	10	0	-	-	5	0.6	-

JIM POLLARD - 6-4, 190 - STANFORD

JULY 9, 1922

REGULAR SEASON

	G	MIN	FG	FGA	PCT	3P	3A	PCT	FT	FTA	PCT	OFF	DEF	TOT	AST	PF	DQ	STL	TO	BLK	PTS	AVG	HI
1948-49	53	-	314	792	.396	-	-	-	156	227	.687	-	-	-	142	144	-	-	-	-	784	14.8	-
1949-50	66	-	394	1160	.346	-	-	-	185	242	.764	-	-	-	252	143	-	-	-	-	973	14.7	-
1950-51	54	-	256	728	.352	-	-	-	117	156	.750	-	-	-	484	184	157	4	-	-	629	11.6	-
1951-52	65	2545	411	1155	.356	-	-	-	183	260	.704	-	-	-	593	234	199	4	-	-	1005	15.5	-
1952-53	66	2403	333	933	.357	-	-	-	193	251	.769	-	-	-	452	231	194	3	-	-	859	13.0	-
1953-54	71	2483	326	882	.370	-	-	-	179	230	.778	-	-	-	500	214	161	0	-	-	831	11.7	-
1954-55	63	1960	265	749	.354	-	-	-	151	186	.812	-	-	-	458	160	147	3	-	-	681	10.8	-
TOT	438	9391	2299	6379	.360	-	-	-	1164	1552	.750	-	-	-	2487	1417	1145	14	-	-	5762	13.2	-

PLAYOFFS

	G	MIN	FG	FGA	PCT	3P	3A	PCT	FT	FTA	PCT	OFF	DEF	TOT	AST	PF	DQ	STL	TO	BLK	PTS	AVG	HI
1948-49	10	-	43	147	.293	-	-	-	44	62	.710	-	-	-	39	31	-	-	-	-	130	13.0	-
1949-50	12	-	50	175	.286	-	-	-	44	62	.710	-	-	-	56	36	-	-	-	-	144	12.0	-
1950-51	7	-	35	108	.324	-	-	-	25	30	.833	-	-	-	62	27	27	-	-	-	95	13.6	-
1951-52	11	469	70	173	.405	-	-	-	37	50	.740	-	-	-	71	33	34	-	-	-	177	16.1	-
1952-53	12	455	62	167	.371	-	-	-	48	62	.774	-	-	-	86	49	37	-	-	-	172	14.3	-
1953-54	13	543	56	155	.361	-	-	-	48	60	.800	-	-	-	110	41	27	-	-	-	160	12.3	-
1954-55	7	257	33	104	.317	-	-	-	33	46	.717	-	-	-	78	14	13	-	-	-	99	14.1	-
TOT	72	1724	349	1029	.339	-	-	-	279	372	.750	-	-	-	407	259	205	-	-	-	977	13.6	-

JOSH POWELL - 6-9, 240 - NORTH CAROLINA STATE

JANUARY 25, 1983

REGULAR SEASON

	G	MIN	FG	FGA	PCT	3P	3A	PCT	FT	FTA	PCT	OFF	DEF	TOT	AST	PF	DQ	STL	TO	BLK	PTS	AVG	HI
2008-09	60	703	106	239	.444	0	0	-	38	50	.760	71	105	176	27	98	0	9	51	17	250	4.2	17
2009-10	63	581	71	194	.366	7	16	.438	20	31	.645	44	72	116	35	71	0	9	33	6	169	2.7	14
TOT	123	1284	177	433	.409	7	16	.438	58	81	.716	115	177	292	62	169	0	18	84	23	419	3.4	-

PLAYOFFS

	G	MIN	FG	FGA	PCT	3P	3A	PCT	FT	FTA	PCT	OFF	DEF	TOT	AST	PF	DQ	STL	TO	BLK	PTS	AVG	HI
2008-09	14	73	11	26	.423	1	1	1.000	6	6	1.000	7	10	17	4	8	-	0	4	1	29	2.1	-
2009-10	13	40	3	8	.375	0	1	1.000	3	4	.750	2	4	6	1	9	-	0	1	0	9	0.7	-
TOT	27	113	14	34	.412	1	2	.500	9	10	.900	9	14	23	5	17	-	0	5	1	38	1.4	-

JIM PRICE - 6-2, 195 - LOUISVILLE

NOVEMBER 27, 1949

REGULAR SEASON

	G	MIN	FG	FGA	PCT	3P	3A	PCT	FT	FTA	PCT	OFF	DEF	TOT	AST	PF	DQ	STL	TO	BLK	PTS	AVG	HI
1972-73	59	828	158	359	.440	-	-	-	60	73	.822	-	-	115	97	119	1	-	-	-	376	6.4	-
1973-74	82	2628	538	1197	.449	-	-	-	187	234	.799	120	258	378	369	229	2	157	-	29	1263	15.4	31
1974-75	9	339	75	167	.449	-	-	-	41	45	.911	17	26	43	63	36	1	21	-	3	191	21.2	27
1978-79	75	1207	171	344	.497	-	-	-	55	79	.696	26	97	123	218	128	0	66	100	12	397	5.3	19
TOT	225	5002	942	2067	.456	-	-	-	343	431	.796	163	381	659	747	512	4	244	100	44	2227	9.9	-

PLAYOFFS

	G	MIN	FG	FGA	PCT	3P	3A	PCT	FT	FTA	PCT	OFF	DEF	TOT	AST	PF	DQ	STL	TO	BLK	PTS	AVG	HI
1972-73	3	16	3	11	.273	-	-	-	-	-	-	-	-	4	2	2	-	-	-	-	6	2.0	-
1973-74	5	161	25	66	.379	-	-	-	9	13	.692	8	11	19	13	21	-	7	-	0	59	11.8	-
1978-79	8	128	9	30	.300	-	-	-	2	4	.500	1	7	8	18	19	-	5	8	0	20	2.5	-
TOT	16	305	37	107	.346	-	-	-	11	17	.647	9	18	31	33	42	-	12	8	0	85	5.3	-

ALL-TIME ROSTER WITH STATISTICS

RONNIE PRICE - 6-2, 180 - UTAH VALLEY STATE

JUNE 21, 1983

REGULAR SEASON																							
	G	MIN	FG	FGA	PCT	3P	3A	PCT	FT	FTA	PCT	OFF	DEF	TOT	AST	PF	DQ	STL	TO	BLK	PTS	AVG	HI
2014-15	43	982	77	223	.345	31	109	.284	36	45	.800	19	50	69	165	118	2	67	52	4	221	5.1	18

LARON PROFIT - 6-5, 204 - MARYLAND

AUGUST 5, 1977

REGULAR SEASON		FG	FGA	PCT	3P	3A	PCT	FT	FTA	PCT	OFF	DEF	TOT	AST	PF	DQ	STL	TO	BLK	PTS	AVG	HI	
	G	MIN																					
2005-06	25	279	40	84	.476	3	18	.167	21	24	.875	8	35	43	15	25	0	11	24	5	104	4.2	14

VLADIMIR RADMANOVIC - 6-10, 235 - SERBIA AND MONTENEGRO

NOVEMBER 19, 1980

REGULAR SEASON																							
	G	MIN	FG	FGA	PCT	3P	3A	PCT	FT	FTA	PCT	OFF	DEF	TOT	AST	PF	DQ	STL	TO	BLK	PTS	AVG	HI
2006-07	55	986	134	316	.424	40	118	.339	53	73	.726	53	127	180	66	125	2	45	69	18	361	6.6	27
2007-08	65	1483	198	437	.453	95	234	.406	52	65	.800	56	159	215	123	147	1	46	73	12	543	8.4	21
2008-09	46	771	95	214	.444	60	136	.441	23	27	.852	18	99	117	38	51	0	28	47	7	273	5.9	18
TOT	166	3240	427	967	.442	195	488	.400	128	165	.776	127	385	512	227	323	3	99	189	37	1177	7.1	-

PLAYOFFS																								
	G	MIN	FG	FGA	PCT	3P	3A	PCT	FT	FTA	PCT	OFF	DEF	TOT	AST	PF	DQ	STL	TO	BLK	PTS	AVG	HI	
2007-08	21	481	67	151	.444	29	78	.372	5	6	.833	23	57	80	31	56	-	13	21	1	168	8.0	-	

KURT RAMBIS - 6-8, 215 - SANTA CLARA

FEBRUARY 25, 1958

REGULAR SEASON																							
	G	MIN	FG	FGA	PCT	3P	3A	PCT	FT	FTA	PCT	OFF	DEF	TOT	AST	PF	DQ	STL	TO	BLK	PTS	AVG	HI
1981-82	64	1131	118	228	.518	0	1	.000	59	117	.504	116	232	348	56	163	2	60	77	76	295	4.6	16
1982-83	78	1806	235	413	.569	0	2	.000	114	166	.687	164	367	531	90	233	2	105	145	63	584	7.5	21
1983-84	47	743	63	113	.558	0	0	-	42	66	.636	82	184	266	34	108	0	30	56	14	168	3.6	10
1984-85	82	1617	181	327	.554	0	0	-	68	103	.660	164	364	528	69	211	0	82	97	47	430	5.2	18
1985-86	74	1573	160	269	.595	0	0	-	88	122	.721	156	361	517	69	198	0	66	97	33	408	5.5	17
1986-87	78	1514	163	313	.521	0	0	-	120	157	.764	159	294	453	63	201	1	74	104	41	446	5.7	16
1987-88	70	845	102	186	.548	0	0	-	73	93	.785	103	165	268	54	103	0	39	59	13	277	4.0	17
1993-94	50	635	59	114	.518	1	1	.000	46	71	.648	84	105	189	32	89	0	22	26	23	164	3.3	13
1994-95	26	195	18	35	.514	0	0	-	8	12	.667	10	24	34	16	35	0	3	8	9	44	1.7	9
TOT	569	10059	1099	1998	.550	0	4	.000	618	907	.681	1038	2096	3134	483	1345	5	481	669	319	2816	4.9	-

PLAYOFFS																							
	G	MIN	FG	FGA	PCT	3P	3A	PCT	FT	FTA	PCT	OFF	DEF	TOT	AST	PF	DQ	STL	TO	BLK	PTS	AVG	HI
1981-82	14	279	33	64	.516	0	0	-	16	26	.615	32	54	86	11	47	-	8	17	12	82	5.9	-
1982-83	15	377	45	79	.570	0	0	-	23	35	.657	27	63	90	19	51	-	13	23	16	113	7.5	-
1983-84	21	428	60	92	.652	0	0	-	21	33	.636	33	88	121	14	57	-	10	22	10	141	6.7	-
1984-85	19	375	48	81	.593	0	0	-	19	28	.679	42	87	129	17	52	-	18	19	9	115	6.1	-
1985-86	14	267	27	45	.600	0	0	-	13	18	.722	26	57	83	14	39	-	10	18	7	67	4.8	-
1986-87	17	215	24	41	.585	0	0	-	31	34	.912	16	51	67	9	42	-	8	13	3	79	4.6	-
1987-88	19	186	21	34	.618	0	0	-	9	13	.692	13	38	51	9	28	-	5	8	2	51	2.7	-
TOT	119	2127	258	436	.592	0	0	-	132	187	.706	189	438	627	93	316	-	72	120	59	648	5.4	-

JULIUS RANDLE - 6-9, 250 - KENTUCKY

NOVEMBER 29, 1994

REGULAR SEASON																								
	G	MIN	FG	FGA	PCT	3P	3A	PCT	FT	FTA	PCT	OFF	DEF	TOT	AST	PF	DQ	STL	TO	BLK	PTS	AVG	HI	
2014-15	1	14	1	3	.333	0	0	-	0	2	.000	0	0	0	0	0	1	0	0	1	0	2	2.0	2
2015-16	81	2286	358	835	.429	10	36	.278	193	270	.715	172	657	829	144	242	2	53	149	29	919	11.3	23	
2016-17	74	2132	377	774	.487	17	63	.270	204	282	.723	151	486	637	264	248	2	49	173	37	975	13.2	32	
2017-18	82	2190	504	904	.558	10	45	.222	305	425	.718	181	473	654	210	274	6	43	213	45	1323	16.1	36	
TOT	238	6622	1240	2515	.493	37	144	.257	702	979	.717	503	1616	2119	618	765	10	145	536	111	3219	13.5	-	

THEO RATLIFF - 6-10, 235 - WYOMING

APRIL 17, 1973

REGULAR SEASON																							
G	MIN	FG	FGA	PCT	3P	3A	PCT	FT	FTA	PCT	OFF	DEF	TOT	AST	PF	DQ	STL	TO	BLK	PTS	AVG	HI	
2010-11	10	71	1	6	.167	0	0	-	0	2	.000	6	7	13	3	7	0	2	3	5	2	0.2	2
PLAYOFFS																							
G	MIN	FG	FGA	PCT	3P	3A	PCT	FT	FTA	PCT	OFF	DEF	TOT	AST	PF	DQ	STL	TO	BLK	PTS	AVG	HI	
2010-11	1	1	0	0	-	0	0	-	0	0	-	0	1	1	0	-	-	0	0	0	0.0	-	

AUSTIN REAVES - 6-5, 206 - OKLAHOMA

MAY 29, 1998

REGULAR SEASON																							
	G	MIN	FG	FGA	PCT	3P	3A	PCT	FT	FTA	PCT	OFF	DEF	TOT	AST	PF	DQ	STL	TO	BLK	PTS	AVG	HI
2021-22	61	1418	146	318	.459	53	167	.317	99	118	.839	45	148	193	110	87	0	29	40	20	444	7.3	31

HUBERT REED - 6-9, 220 - OKLAHOMA CITY

OCTOBER 4, 1936

REGULAR SEASON																						
G	MIN	FG	FGA	PCT	3P	3A	PCT	FT	FTA	PCT	OFF	DEF	TOT	AST	PF	DQ	STL	TO	BLK	PTS	AVG	HI
1963-64	46	386	33	91	.363	-	-	-	10	15	.667	-	-	107	23	73	0	-	-	76	1.7	-
PLAYOFFS																						
G	MIN	FG	FGA	PCT	3P	3A	PCT	FT	FTA	PCT	OFF	DEF	TOT	AST	PF	DQ	STL	TO	BLK	PTS	AVG	HI
1963-64	1	12	2	4	.500	-	-	-	0	2	.000	-	-	2	0	2	-	-	-	4	4.0	-

ALL-TIME ROSTER WITH STATISTICS

J.R. REID - 6-10, 250 - NORTH CAROLINA

MARCH 31, 1968

REGULAR SEASON

	G	MIN	FG	FGA	PCT	3P	3A	PCT	FT	FTA	PCT	OFF	DEF	TOT	AST	PF	DQ	STL	TO	BLK	PTS	AVG	HI
1998-99	25	473	44	108	.407	0	1	.000	38	53	.717	24	75	99	23	72	1	15	23	0	126	5.0	15

PLAYOFFS

	G	MIN	FG	FGA	PCT	3P	3A	PCT	FT	FTA	PCT	OFF	DEF	TOT	AST	PF	DQ	STL	TO	BLK	PTS	AVG	HI
1998-99	8	178	10	28	.357	-	-	-	6	8	.750	9	33	42	3	22	-	4	2	5	26	3.3	-

GLEN RICE - 6-8, 221 - MICHIGAN

MAY 28, 1967

REGULAR SEASON

	G	MIN	FG	FGA	PCT	3P	3A	PCT	FT	FTA	PCT	OFF	DEF	TOT	AST	PF	DQ	STL	TO	BLK	PTS	AVG	HI
1998-99	27	985	171	396	.432	53	135	.393	77	90	.856	9	90	99	71	67	1	17	45	6	472	17.5	40
1999-00	80	2530	421	980	.430	84	229	.367	346	396	.874	56	271	327	176	179	0	47	114	12	1272	15.9	29
TOT	107	3515	592	1376	.430	137	364	.376	423	486	.870	65	361	426	247	246	1	64	159	18	1744	16.3	-

PLAYOFFS

	G	MIN	FG	FGA	PCT	3P	3A	PCT	FT	FTA	PCT	OFF	DEF	TOT	AST	PF	DQ	STL	TO	BLK	PTS	AVG	HI
1998-99	7	307	45	101	.446	10	28	.357	28	29	.966	4	23	27	11	15	-	5	9	1	128	18.3	-
1999-00	23	766	93	228	.408	28	67	.418	71	89	.798	10	82	92	48	50	-	15	36	4	285	12.4	-
TOT	30	1073	138	329	.419	38	95	.400	99	118	.839	14	105	119	59	65	-	20	45	5	413	13.8	-

MITCH RICHMOND - 6-5, 220 - KANSAS STATE

JUNE 30, 1965

REGULAR SEASON

	G	MIN	FG	FGA	PCT	3P	3A	PCT	FT	FTA	PCT	OFF	DEF	TOT	AST	PF	DQ	STL	TO	BLK	PTS	AVG	HI
2001-02	64	709	100	247	.405	18	62	.290	42	44	.955	14	80	94	57	61	0	18	40	6	260	4.1	13

PLAYOFFS

	G	MIN	FG	FGA	PCT	3P	3A	PCT	FT	FTA	PCT	OFF	DEF	TOT	AST	PF	DQ	STL	TO	BLK	PTS	AVG	HI
2001-02	2	4	1	1	1.000	0	0	-	1	2	.500	0	1	1	0	0	-	0	1	0	3	1.5	-

ISAIAH RIDER - 6-5, 215 - UNLV

MARCH 12, 1971

REGULAR SEASON

	G	MIN	FG	FGA	PCT	3P	3A	PCT	FT	FTA	PCT	OFF	DEF	TOT	AST	PF	DQ	STL	TO	BLK	PTS	AVG	HI
2000-01	67	1206	201	472	.426	34	92	.370	71	83	.855	44	112	156	111	105	0	27	98	7	507	7.6	24

PAT RILEY - 6-4, 205 - KENTUCKY

MARCH 20, 1945

REGULAR SEASON

	G	MIN	FG	FGA	PCT	3P	3A	PCT	FT	FTA	PCT	OFF	DEF	TOT	AST	PF	DQ	STL	TO	BLK	PTS	AVG	HI
1970-71	54	506	105	254	.413	-	-	-	56	87	.644	-	-	54	72	84	0	-	-	-	266	4.9	-
1971-72	67	926	197	441	.447	-	-	-	55	74	.743	-	-	127	75	110	0	-	-	-	449	6.7	-
1972-73	55	801	167	390	.428	-	-	-	65	82	.793	-	-	65	81	126	0	-	-	-	399	7.3	-
1973-74	72	1361	287	667	.430	-	-	-	110	144	.764	38	90	128	148	173	1	54	-	3	684	9.5	22
1974-75	46	1016	219	523	.419	-	-	-	69	93	.742	25	60	85	121	128	0	36	-	4	507	11.0	38
1975-76	2	23	5	13	.385	-	-	-	1	3	.333	1	2	3	0	5	0	1	-	1	11	5.5	9
TOT	294	4633	980	2288	.428	-	-	-	356	483	.737	64	152	462	497	626	1	91	-	8	2316	7.8	-

PLAYOFFS

	G	MIN	FG	FGA	PCT	3P	3A	PCT	FT	FTA	PCT	OFF	DEF	TOT	AST	PF	DQ	STL	TO	BLK	PTS	AVG	HI
1970-71	7	135	29	69	.420	-	-	-	8	11	.727	-	-	15	14	12	-	-	-	-	66	9.4	-
1971-72	15	244	33	99	.333	-	-	-	12	16	.750	-	-	29	14	37	-	-	-	-	78	5.2	-
1972-73	7	53	9	27	.333	-	-	-	0	0	-	-	-	5	7	10	-	-	-	-	18	2.6	-
1973-74	5	106	18	50	.360	-	-	-	3	4	.750	3	3	6	10	11	-	4	-	0	39	7.8	-
TOT	34	538	89	245	.363	-	-	-	23	31	.742	3	3	55	45	70	-	4	-	0	201	5.9	-

DAVID RIVERS - 6-0, 175 - NOTRE DAME

JANUARY 20, 1965

REGULAR SEASON

	G	MIN	FG	FGA	PCT	3P	3A	PCT	FT	FTA	PCT	OFF	DEF	TOT	AST	PF	DQ	STL	TO	BLK	PTS	AVG	HI
1988-89	47	440	49	122	.402	1	6	.167	35	42	.833	13	30	43	106	50	0	23	61	9	134	2.9	10

PLAYOFFS

	G	MIN	FG	FGA	PCT	3P	3A	PCT	FT	FTA	PCT	OFF	DEF	TOT	AST	PF	DQ	STL	TO	BLK	PTS	AVG	HI
1988-89	6	33	4	12	.333	0	2	.000	7	8	.875	1	3	4	6	6	-	0	4	0	15	2.5	-

RICK ROBERSON - 6-9, 235 - CINCINNATI

JULY 7, 1947

REGULAR SEASON

	G	MIN	FG	FGA	PCT	3P	3A	PCT	FT	FTA	PCT	OFF	DEF	TOT	AST	PF	DQ	STL	TO	BLK	PTS	AVG	HI
1969-70	74	2005	262	586	.447	-	-	-	120	212	.566	-	-	672	92	256	7	-	-	-	644	8.7	-
1970-71	65	909	125	301	.415	-	-	-	88	143	.615	-	-	304	47	125	1	-	-	-	338	5.2	-
TOT	139	2914	387	887	.436	-	-	-	208	355	.586	-	-	976	139	381	8	-	-	-	982	7.1	-

PLAYOFFS

	G	MIN	FG	FGA	PCT	3P	3A	PCT	FT	FTA	PCT	OFF	DEF	TOT	AST	PF	DQ	STL	TO	BLK	PTS	AVG	HI
1969-70	9	61	8	18	.444	-	-	-	6	10	.600	-	-	16	0	13	-	-	-	-	22	2.4	-
1970-71	9	93	10	29	.345	-	-	-	4	7	.571	-	-	26	4	14	-	-	-	-	24	2.7	-
TOT	18	154	18	47	.383	-	-	-	10	17	.588	-	-	42	4	27	-	-	-	-	46	2.6	-

FRED ROBERTS - 6-10, 220 - BRIGHAM YOUNG

AUGUST 14, 1960

REGULAR SEASON

	G	MIN	FG	FGA	PCT	3P	3A	PCT	FT	FTA	PCT	OFF	DEF	TOT	AST	PF	DQ	STL	TO	BLK	PTS	AVG	HI
1995-96	33	317	48	97	.495	4	14	.286	22	28	.786	18	29	47	26	24	0	16	24	4	122	3.7	19

PLAYOFFS

	G	MIN	FG	FGA	PCT	3P	3A	PCT	FT	FTA	PCT	OFF	DEF	TOT	AST	PF	DQ	STL	TO	BLK	PTS	AVG	HI
1995-96	1	3	0	2	.000	0	0	-	0	0	-	2	1	3	0	0	-	0	1	0	0	0.0	-

ALL-TIME ROSTER WITH STATISTICS

MARVIN ROBERTS - 6-8, 220 - UTAH STATE JANUARY 29, 1950

REGULAR SEASON		G	MIN	FG	FGA	PCT	3P	3A	PCT	FT	FTA	PCT	OFF	DEF	TOT	AST	PF	DQ	STL	TO	BLK	PTS	AVG	HI
1976-77	28	209	27	76	.355	-	-	-	-	4	6	.667	9	16	25	19	34	0	4	-	2	58	2.1	12

CLIFF ROBINSON - 6-9, 220 - USC MARCH 13, 1960

REGULAR SEASON		G	MIN	FG	FGA	PCT	3P	3A	PCT	FT	FTA	PCT	OFF	DEF	TOT	AST	PF	DQ	STL	TO	BLK	PTS	AVG	HI
1991-92	9	78	11	27	.407	0	1	.000	7	8	.875	7	12	19	9	4	4	0	5	7	0	29	3.2	10
PLAYOFFS		G	MIN	FG	FGA	PCT	3P	3A	PCT	FT	FTA	PCT	OFF	DEF	TOT	AST	PF	DQ	STL	TO	BLK	PTS	AVG	HI
1991-92	3	24	3	10	.300	0	0	-	5	8	.625	2	4	6	1	6	-	3	2	1	1	11	3.7	-

FLYNN ROBINSON - 6-1, 190 - WYOMING APRIL 28, 1941

REGULAR SEASON																								
	G	MIN	FG	FGA	PCT	3P	3A	PCT	FT	FTA	PCT	OFF	DEF	TOT	AST	PF	DQ	STL	TO	BLK	PTS	AVG	HI	
1971-72	64	1007	262	535	.490	-	-	-	111	129	.860	-	-	115	138	139	2	-	-	-	635	9.9	-	
1972-73	6	47	14	28	.500	-	-	-	6	8	.750	-	-	7	8	11	0	-	-	-	34	5.7	-	
TOT	70	1054	276	563	.490	-	-	-	117	137	.854	-	-	122	146	150	2	-	-	-	669	9.6	-	
PLAYOFFS																								
	G	MIN	FG	FGA	PCT	3P	3A	PCT	FT	FTA	PCT	OFF	DEF	TOT	AST	PF	DQ	STL	TO	BLK	PTS	AVG	HI	
1971-72	7	72	19	41	.463	-	-	-	7	10	.700	-	-	13	5	13	-	-	-	-	45	6.4	-	

RUMEAL ROBINSON - 6-2, 195 - MICHIGAN NOVEMBER 13, 1966

REGULAR SEASON		G	MIN	FG	FGA	PCT	3P	3A	PCT	FT	FTA	PCT	OFF	DEF	TOT	AST	PF	DQ	STL	TO	BLK	PTS	AVG	HI
1996-97	15	126	17	48	.354	6	23	.261	5	8	.625	2	8	10	13	12	0	5	11	2	45	3.0	10	

THOMAS ROBINSON - 6-10, 237 - KANSAS MARCH 17, 1991

REGULAR SEASON																								
	G	MIN	FG	FGA	PCT	3P	3A	PCT	FT	FTA	PCT	OFF	DEF	TOT	AST	PF	DQ	STL	TO	BLK	PTS	AVG	HI	
2016-17	48	560	105	196	.536	0	1	.000	31	66	.470	84	139	223	31	76	0	26	46	9	241	5.0	16	

JOHN ROCHE - 6-3, 170 - SOUTH CAROLINA SEPTEMBER 26, 1949

REGULAR SEASON		G	MIN	FG	FGA	PCT	3P	3A	PCT	FT	FTA	PCT	OFF	DEF	TOT	AST	PF	DQ	STL	TO	BLK	PTS	AVG	HI
1975-76	15	52	3	14	.214	-	-	-	-	2	4	.500	0	3	3	6	7	0	0	-	0	8	0.5	4

DAVID ROBISCH - 6-10, 235 - KANSAS DECEMBER 22, 1949

REGULAR SEASON		G	MIN	FG	FGA	PCT	3P	3A	PCT	FT	FTA	PCT	OFF	DEF	TOT	AST	PF	DQ	STL	TO	BLK	PTS	AVG	HI
1977-78	55	679	104	249	.418	-	-	-	-	50	65	.769	53	126	179	40	71	0	19	37	14	258	4.7	16
1978-79	80	1219	150	336	.446	-	-	-	-	86	115	.748	82	203	285	97	108	0	20	53	25	386	4.8	15
TOT	135	1898	254	585	.434	-	-	-	-	136	180	.756	135	329	464	137	179	0	39	90	39	644	4.8	-
PLAYOFFS		G	MIN	FG	FGA	PCT	3P	3A	PCT	FT	FTA	PCT	OFF	DEF	TOT	AST	PF	DQ	STL	TO	BLK	PTS	AVG	HI
1977-78	3	47	13	24	.542	-	-	-	-	4	5	.800	8	4	12	1	6	-	1	-	1	30	10.0	-
1978-79	5	32	3	5	.600	-	-	-	-	2	2	1.000	0	10	10	2	4	-	0	-	0	8	1.6	-
TOT	8	79	16	29	.552	-	-	-	-	6	7	.857	8	14	22	3	10	-	1	-	1	38	4.8	-

DENNIS RODMAN - 6-7, 220 - SE OKLAHOMA STATE MAY 31, 1961

REGULAR SEASON		G	MIN	FG	FGA	PCT	3P	3A	PCT	FT	FTA	PCT	OFF	DEF	TOT	AST	PF	DQ	STL	TO	BLK	PTS	AVG	HI
1998-99	23	657	16	46	.348	0	2	.000	17	39	.436	62	196	258	30	71	0	10	10	31	12	49	2.1	7

RAJON RONDO - 6-1, 180 - KENTUCKY FEBRUARY 22, 1986

REGULAR SEASON		G	MIN	FG	FGA	PCT	3P	3A	PCT	FT	FTA	PCT	OFF	DEF	TOT	AST	PF	DQ	STL	TO	BLK	PTS	AVG	HI
2018-19	46	1369	175	432	.405	51	142	.359	23	36	.639	34	209	243	367	100	1	57	127	7	424	9.2	24	
2019-20	48	984	137	328	.418	41	125	.328	27	41	.659	23	119	142	260	58	0	40	91	2	342	7.1	23	
2021-22	18	289	23	71	.324	8	30	.267	1	2	.500	10	39	49	67	25	0	12	34	5	55	3.1	8	
TOT	112	2642	335	831	.403	100	297	.337	51	79	.646	67	367	434	674	183	1	109	252	14	821	7.3	-	
PLAYOFFS		G	MIN	FG	FGA	PCT	3P	3A	PCT	FT	FTA	PCT	OFF	DEF	TOT	AST	PF	DQ	STL	TO	BLK	PTS	AVG	HI
2019-20	16	395	55	121	.455	20	50	.400	13	19	.684	13	56	69	105	36	0	22	34	2	143	8.9	21	

SEAN ROOKS - 6-10, 260 - ARIZONA SEPTEMBER 9, 1969

REGULAR SEASON																								
	G	MIN	FG	FGA	PCT	3P	3A	PCT	FT	FTA	PCT	OFF	DEF	TOT	AST	PF	DQ	STL	TO	BLK	PTS	AVG	HI	
1996-97	69	735	87	185	.470	0	1	.000	91	130	.700	56	107	163	42	123	1	17	51	38	265	3.8	20	
1997-98	41	425	46	101	.455	0	0	-	47	79	.595	46	72	118	24	68	0	2	19	23	139	3.4	15	
1998-99	36	315	32	79	.405	0	2	.000	34	48	.708	33	39	72	9	61	0	2	21	9	98	2.7	11	
TOT	146	1475	165	365	.452	0	3	.000	172	257	.669	135	218	353	75	252	1	21	91	70	502	3.4	-	
PLAYOFFS																								
	G	MIN	FG	FGA	PCT	3P	3A	PCT	FT	FTA	PCT	OFF	DEF	TOT	AST	PF	DQ	STL	TO	BLK	PTS	AVG	HI	
1996-97	8	54	4	9	.444	0	0	-	6	8	.750	5	7	12	1	10	-	3	3	3	14	1.8	-	
1997-98	4	11	2	6	.333	0	0	-	0	0	-	1	0	1	0	2	-	0	0	3	4	1.0	-	
1998-99	7	48	2	6	.333	0	0	-	5	6	.833	1	1	2	3	13	-	0	1	1	9	1.3	-	
TOT	19	113	8	21	.381	0	0	-	11	14	.786	7	8	15	4	25	-	3	4	7	27	1.4	-	

ALL-TIME ROSTER WITH STATISTICS

KAREEM RUSH - 6-6, 215 - MISSOURI

OCTOBER 30, 1980

REGULAR SEASON

	G	MIN	FG	FGA	PCT	3P	3A	PCT	FT	FTA	PCT	OFF	DEF	TOT	AST	PF	DQ	STL	TO	BLK	PTS	AVG	HI
2002-03	76	872	96	244	.393	19	68	.279	16	23	.696	26	68	94	68	71	0	10	63	11	227	3.0	11
2003-04	72	1244	190	432	.440	48	138	.348	31	52	.596	20	77	97	59	109	0	33	48	20	459	6.4	30
2004-05	14	91	4	20	.200	2	10	.200	2	2	1.000	3	7	10	3	7	0	2	3	1	12	0.9	4
TOT	162	2207	290	696	.417	69	216	.319	49	77	.636	49	152	201	130	187	0	45	114	32	698	4.3	-

PLAYOFFS

	G	MIN	FG	FGA	PCT	3P	3A	PCT	FT	FTA	PCT	OFF	DEF	TOT	AST	PF	DQ	STL	TO	BLK	PTS	AVG	HI
2002-03	9	64	11	29	.379	4	11	.364	4	4	1.000	2	1	3	2	2	-	1	3	0	30	3.3	-
2003-04	22	315	30	78	.385	20	50	.400	2	3	.667	0	16	16	17	33	-	10	14	3	82	3.7	-
TOT	31	379	41	107	.383	24	61	.393	6	7	.857	2	17	19	19	35	-	11	17	3	112	3.6	-

BRYON RUSSELL - 6-7, 225 - LONG BEACH STATE

DECEMBER 31, 1970

REGULAR SEASON

	G	MIN	FG	FGA	PCT	3P	3A	PCT	FT	FTA	PCT	OFF	DEF	TOT	AST	PF	DQ	STL	TO	BLK	PTS	AVG	HI
2003-04	72	945	98	244	.402	43	112	.384	50	65	.769	32	114	146	71	110	0	32	37	12	289	4.0	17

PLAYOFFS

	G	MIN	FG	FGA	PCT	3P	3A	PCT	FT	FTA	PCT	OFF	DEF	TOT	AST	PF	DQ	STL	TO	BLK	PTS	AVG	HI
2003-04	6	16	0	3	.000	0	2	.000	0	0	-	1	0	1	2	2	-	1	0	0	0	0.0	-

CAZZIE RUSSELL - 6-5, 220 - MICHIGAN

JUNE 7, 1944

REGULAR SEASON

	G	MIN	FG	FGA	PCT	3P	3A	PCT	FT	FTA	PCT	OFF	DEF	TOT	AST	PF	DQ	STL	TO	BLK	PTS	AVG	HI
1974-75	40	1055	264	580	.455	-	-	-	101	113	.894	34	81	115	109	56	0	27	-	2	629	15.7	30
1975-76	74	1625	371	802	.463	-	-	-	132	148	.892	50	133	183	122	122	0	53	-	3	874	11.8	33
1976-77	82	2583	578	1179	.490	-	-	-	188	219	.858	86	208	294	210	163	1	86	-	7	1344	16.4	35
TOT	196	5263	1213	2561	.474	-	-	-	421	480	.877	170	422	592	441	341	1	166	-	12	2847	14.5	-

PLAYOFFS

	G	MIN	FG	FGA	PCT	3P	3A	PCT	FT	FTA	PCT	OFF	DEF	TOT	AST	PF	DQ	STL	TO	BLK	PTS	AVG	HI
1976-77	11	382	65	157	.414	-	-	-	44	50	.880	22	26	48	25	33	-	16	-	1	174	15.8	-

D'ANGELO RUSSELL - 6-5, 195 - OHIO STATE

FEBRUARY 23, 1996

REGULAR SEASON

	G	MIN	FG	FGA	PCT	3P	3A	PCT	FT	FTA	PCT	OFF	DEF	TOT	AST	PF	DQ	STL	TO	BLK	PTS	AVG	HI
2015-16	80	2259	392	956	.410	130	370	.351	140	190	.737	47	227	274	266	142	0	93	196	13	1054	13.2	39
2016-17	63	1811	351	867	.405	135	384	.352	147	188	.782	31	190	221	303	130	1	87	176	16	984	15.6	40
TOT	143	4070	743	1823	.408	265	754	.351	287	378	.759	78	417	495	569	272	1	180	372	29	2038	14.3	-

ROBERT SACRE - 7-0, 270 - GONZAGA

JUNE 6, 1989

REGULAR SEASON

	G	MIN	FG	FGA	PCT	3P	3A	PCT	FT	FTA	PCT	OFF	DEF	TOT	AST	PF	DQ	STL	TO	BLK	PTS	AVG	HI
2012-13	32	203	18	48	.375	0	0	-	7	11	.636	9	25	34	6	38	1	0	10	10	43	1.3	10
2013-14	65	1089	143	300	.477	0	0	-	64	94	.681	82	172	254	51	134	2	24	44	47	350	5.4	15
2014-15	67	1133	126	306	.412	0	1	.000	55	82	.671	89	144	233	55	121	1	28	36	43	307	4.6	13
2015-16	25	320	31	75	.413	0	0	-	25	38	.658	32	40	72	14	43	1	4	12	10	87	3.5	11
TOT	189	2745	318	729	.436	0	1	.000	151	225	.671	212	381	593	126	336	5	56	102	110	787	4.2	-

PLAYOFFS

	G	MIN	FG	FGA	PCT	3P	3A	PCT	FT	FTA	PCT	OFF	DEF	TOT	AST	PF	DQ	STL	TO	BLK	PTS	AVG	HI
2012-13	2	4	0	1	.000	0	0	-	0	0	-	0	2	2	0	0	0	1	0	0	0	0.0	-

JOHN SALLEY - 6-11, 250 - GEORGIA TECH

MAY 16, 1964

REGULAR SEASON

	G	MIN	FG	FGA	PCT	3P	3A	PCT	FT	FTA	PCT	OFF	DEF	TOT	AST	PF	DQ	STL	TO	BLK	PTS	AVG	HI
1999-00	45	303	25	69	.362	0	0	-	21	28	.750	20	45	65	26	67	1	8	18	14	71	1.6	8

PLAYOFFS

	G	MIN	FG	FGA	PCT	3P	3A	PCT	FT	FTA	PCT	OFF	DEF	TOT	AST	PF	DQ	STL	TO	BLK	PTS	AVG	HI
1999-00	18	78	5	13	.385	0	0	-	7	10	.700	9	13	22	4	16	-	1	4	6	17	0.9	-

SOUMAILA SAMAKE - 7-0, 245 - MALI

MARCH 18, 1978

REGULAR SEASON

	G	MIN	FG	FGA	PCT	3P	3A	PCT	FT	FTA	PCT	OFF	DEF	TOT	AST	PF	DQ	STL	TO	BLK	PTS	AVG	HI
2002-03	13	77	10	24	.417	0	0	-	2	2	1.000	10	13	23	4	13	0	0	2	5	22	1.7	10

JAMAL SAMPSON - 6-11, 235 - CALIFORNIA

MAY 15, 1983

REGULAR SEASON

	G	MIN	FG	FGA	PCT	3P	3A	PCT	FT	FTA	PCT	OFF	DEF	TOT	AST	PF	DQ	STL	TO	BLK	PTS	AVG	HI
2003-04	10	130	11	23	.478	0	0	-	7	12	.583	23	29	52	7	16	0	2	6	4	29	2.9	9

ALL-TIME ROSTER WITH STATISTICS

FRANK "PEP" SAUL - 6-2, 185 - SETON HALL

FEBRUARY 16, 1924

REGULAR SEASON																							
	G	MIN	FG	FGA	PCT	3P	3A	PCT	FT	FTA	PCT	OFF	DEF	TOT	AST	PF	DQ	STL	TO	BLK	PTS	AVG	HI
1951-52	25	759	72	185	.389	-	-	-	71	93	.763	-	-	-	68	66	-	-	-	-	215	8.6	-
1952-53	70	1796	187	471	.397	-	-	-	142	200	.710	-	-	141	110	174	3	-	-	-	516	7.4	-
1953-54	71	1805	162	467	.347	-	-	-	128	170	.753	-	-	159	139	149	3	-	-	-	452	6.4	-
TOT	166	4360	421	1123	.375	-	-	-	341	463	.737	-	-	300	317	389	6	-	-	-	1183	7.1	-
PLAYOFFS																							
	G	MIN	FG	FGA	PCT	3P	3A	PCT	FT	FTA	PCT	OFF	DEF	TOT	AST	PF	DQ	STL	TO	BLK	PTS	AVG	HI
1951-52	13	530	56	121	.463	-	-	-	35	48	.729	-	-	36	45	42	-	-	-	-	147	11.3	-
1952-53	12	297	31	74	.419	-	-	-	24	33	.727	-	-	28	18	40	-	-	-	-	86	7.2	-
1953-54	13	227	18	51	.353	-	-	-	25	34	.735	-	-	27	14	27	-	-	-	-	61	4.7	-
TOT	38	1054	105	246	.427	-	-	-	84	115	.730	-	-	91	77	109	-	-	-	-	294	7.7	-

HERM SCHAEFER - 6-0, 175 - INDIANA

DECEMBER 20, 1919

REGULAR SEASON																							
	G	MIN	FG	FGA	PCT	3P	3A	PCT	FT	FTA	PCT	OFF	DEF	TOT	AST	PF	DQ	STL	TO	BLK	PTS	AVG	HI
1948-49	58	-	214	572	.374	-	-	-	174	213	.817	-	-	-	185	121	-	-	-	-	602	10.4	-
1949-50	65	-	122	314	.389	-	-	-	86	101	.851	-	-	-	203	104	-	-	-	-	330	5.1	-
TOT	123	-	336	886	.379	-	-	-	260	314	.828	-	-	-	388	225	-	-	-	-	932	7.6	-
PLAYOFFS																							
	G	MIN	FG	FGA	PCT	3P	3A	PCT	FT	FTA	PCT	OFF	DEF	TOT	AST	PF	DQ	STL	TO	BLK	PTS	AVG	HI
1948-49	10	-	48	104	.462	-	-	-	28	32	.875	-	-	-	31	22	-	-	-	-	124	12.4	-
1949-50	12	-	16	42	.381	-	-	-	19	22	.864	-	-	-	16	12	-	-	-	-	51	4.3	-
TOT	22	-	64	146	.438	-	-	-	47	54	.870	-	-	-	47	34	-	-	-	-	175	8.0	-

DAN SCHAYES - 6-11, 260 - SYRACUSE

MAY 10, 1959

REGULAR SEASON																							
	G	MIN	FG	FGA	PCT	3P	3A	PCT	FT	FTA	PCT	OFF	DEF	TOT	AST	PF	DQ	STL	TO	BLK	PTS	AVG	HI
1993-94	13	133	14	38	.368	0	0	-	8	10	.800	15	19	34	8	18	0	5	9	2	36	2.8	11

DICK SCHNITTKER - 6-5, 205 - OHIO STATE

MAY 27, 1928

REGULAR SEASON																							
	G	MIN	FG	FGA	PCT	3P	3A	PCT	FT	FTA	PCT	OFF	DEF	TOT	AST	PF	DQ	STL	TO	BLK	PTS	AVG	HI
1953-54	71	1040	122	307	.397	-	-	-	86	132	.652	-	-	178	59	178	3	-	-	-	330	4.6	-
1954-55	72	1798	226	583	.388	-	-	-	298	362	.823	-	-	349	114	231	7	-	-	-	750	10.4	-
1955-56	72	1930	254	647	.393	-	-	-	304	355	.856	-	-	296	142	253	4	-	-	-	812	11.3	-
1956-57	70	997	113	351	.322	-	-	-	160	193	.829	-	-	185	52	144	3	-	-	-	386	5.5	-
1957-58	50	979	128	357	.359	-	-	-	201	237	.848	-	-	211	71	126	5	-	-	-	457	9.1	-
TOT	335	6744	843	2245	.376	-	-	-	1049	1279	.820	-	-	1219	438	932	22	-	-	-	2735	8.2	-
PLAYOFFS																							
	G	MIN	FG	FGA	PCT	3P	3A	PCT	FT	FTA	PCT	OFF	DEF	TOT	AST	PF	DQ	STL	TO	BLK	PTS	AVG	HI
1952-53	7	29	1	8	.125	-	-	-	7	11	.636	-	-	4	0	8	-	-	-	-	9	1.3	-
1953-54	13	163	11	32	.344	-	-	-	12	20	.600	-	-	21	5	32	-	-	-	-	34	2.6	-
1954-55	7	140	14	51	.275	-	-	-	25	36	.694	-	-	31	7	23	-	-	-	-	53	7.6	-
1955-56	3	87	13	23	.565	-	-	-	17	20	.850	-	-	15	5	14	-	-	-	-	43	14.3	-
1956-57	5	83	6	21	.286	-	-	-	15	17	.882	-	-	12	8	6	-	-	-	-	27	5.4	-
TOT	35	502	45	135	.333	-	-	-	76	104	.731	-	-	83	25	83	-	-	-	-	166	4.7	-

DENNIS SCHRÖDER - 6-1, 172 - LÖWEN BRAUNSCHWEIG (GERMANY)

SEPTEMBER 15, 1993

REGULAR SEASON																							
	G	MIN	FG	FGA	PCT	3P	3A	PCT	FT	FTA	PCT	OFF	DEF	TOT	AST	PF	DQ	STL	TO	BLK	PTS	AVG	HI
2020-21	61	1956	332	760	.437	71	212	.335	206	243	.848	30	181	211	351	159	1	70	163	13	941	15.4	28
PLAYOFFS																							
	G	MIN	FG	FGA	PCT	3P	3A	PCT	FT	FTA	PCT	OFF	DEF	TOT	AST	PF	DQ	STL	TO	BLK	PTS	AVG	HI
2020-21	6	196	28	70	.400	8	26	.308	22	26	.846	1	17	18	17	13	0	6	10	1	86	14.3	24

HOWIE SCHULTZ - 6-6, 220 - HAMLINE

JULY 3, 1922

REGULAR SEASON																							
	G	MIN	FG	FGA	PCT	3P	3A	PCT	FT	FTA	PCT	OFF	DEF	TOT	AST	PF	DQ	STL	TO	BLK	PTS	AVG	HI
1951-52	66	1301	89	315	.283	-	-	-	90	119	.756	-	-	246	102	197	13	-	-	-	268	4.1	-
1952-53	40	474	24	90	.267	-	-	-	43	62	.694	-	-	80	29	73	1	-	-	-	91	2.3	-
TOT	106	1775	113	405	.279	-	-	-	133	181	.735	-	-	326	131	270	14	-	-	-	359	3.4	-
PLAYOFFS																							
	G	MIN	FG	FGA	PCT	3P	3A	PCT	FT	FTA	PCT	OFF	DEF	TOT	AST	PF	DQ	STL	TO	BLK	PTS	AVG	HI
1951-52	12	99	6	18	.333	-	-	-	6	10	.600	-	-	19	5	18	-	-	-	-	18	1.5	-

ALL-TIME ROSTER WITH STATISTICS

BYRON SCOTT - 6-4, 200 - ARIZONA STATE

MARCH 28, 1961

REGULAR SEASON

	G	MIN	FG	FGA	PCT	3P	3A	PCT	FT	FTA	PCT	OFF	DEF	TOT	AST	PF	DQ	STL	TO	BLK	PTS	AVG	HI
1983-84	74	1637	334	690	.484	8	34	.235	112	139	806	50	114	164	177	174	0	81	116	19	788	10.6	32
1984-85	81	2305	541	1003	.539	26	60	.433	187	228	820	57	153	210	244	197	1	100	138	17	1295	16.0	30
1985-86	76	2190	507	989	.513	22	61	.361	138	176	784	55	134	189	164	167	0	85	110	15	1174	15.4	31
1986-87	82	2729	554	1134	.489	65	149	.436	224	251	892	63	223	286	281	163	0	125	144	18	1397	17.0	33
1987-88	81	3048	710	1348	.527	62	179	.346	272	317	858	76	257	333	335	204	2	155	161	27	1754	21.7	38
1988-89	74	2605	588	1198	.491	77	193	.399	195	226	863	72	230	302	231	181	1	114	157	27	1448	19.6	35
1989-90	77	2593	472	1005	.470	93	220	.423	160	209	766	51	191	242	274	180	2	77	122	31	1197	15.5	33
1990-91	82	2630	501	1051	.477	71	219	.324	118	148	797	54	192	246	177	146	0	95	85	21	1191	14.5	32
1991-92	82	2679	460	1005	.458	54	157	.344	244	291	838	74	236	310	226	140	0	105	119	28	1218	14.9	31
1992-93	58	1677	296	659	.449	44	135	.326	156	184	848	27	107	134	157	98	0	55	70	13	792	13.7	29
1996-97	79	1440	163	379	.430	73	188	.388	127	151	841	21	97	118	99	72	0	46	53	16	526	6.7	19
TOT	846	25533	5126	10461	.490	595	1595	.373	1933	2320	833	600	1934	2534	2365	1722	6	1038	1275	232	12780	15.1	-

PLAYOFFS

	G	MIN	FG	FGA	PCT	3P	3A	PCT	FT	FTA	PCT	OFF	DEF	TOT	AST	PF	DQ	STL	TO	BLK	PTS	AVG	HI
1983-84	20	404	74	161	.460	2	10	.200	21	35	.600	11	26	37	34	39	-	18	26	2	171	8.6	-
1984-85	19	585	138	267	.517	10	21	.476	35	44	.795	16	36	52	50	47	-	41	24	4	321	16.9	-
1985-86	14	470	90	181	.497	6	17	.353	38	42	.905	15	40	55	42	38	-	19	30	2	224	16.0	-
1986-87	18	608	103	210	.490	7	34	.206	53	67	.791	20	42	62	57	52	-	19	25	4	266	14.8	-
1987-88	24	897	178	357	.499	24	55	.436	90	104	.865	26	74	100	60	65	-	34	47	5	470	19.6	-
1988-89	11	402	79	160	.494	15	39	.385	46	55	.836	10	35	45	25	31	-	18	20	2	219	19.9	-
1989-90	9	325	49	106	.462	13	34	.382	10	13	.769	7	30	37	23	32	-	20	13	3	121	13.4	-
1990-91	18	678	95	186	.511	20	38	.526	27	34	.794	13	44	57	29	53	-	23	17	4	237	13.2	-
1991-92	4	148	22	44	.500	7	12	.583	24	27	.889	3	7	10	14	10	-	6	5	1	75	18.8	-
1992-93	5	177	21	42	.500	8	15	.533	18	23	.783	0	11	11	9	11	-	5	4	0	68	13.6	-
1996-97	8	134	15	33	.455	4	11	.364	17	19	.895	0	12	12	11	15	-	1	8	0	51	6.4	-
TOT	150	4828	864	1747	.495	116	286	.406	379	463	819	121	357	478	354	393	-	204	219	27	2223	14.8	-

CHARLES SCOTT - 6-5, 175 - NORTH CAROLINA

DECEMBER 15, 1948

REGULAR SEASON

	G	MIN	FG	FGA	PCT	3P	3A	PCT	FT	FTA	PCT	OFF	DEF	TOT	AST	PF	DQ	STL	TO	BLK	PTS	AVG	HI
1977-78	48	1393	225	509	.442	-	-	-	110	142	.775	38	110	148	235	155	4	59	133	11	560	11.7	24

PLAYOFFS

	G	MIN	FG	FGA	PCT	3P	3A	PCT	FT	FTA	PCT	OFF	DEF	TOT	AST	PF	DQ	STL	TO	BLK	PTS	AVG	HI
1977-78	3	103	12	40	.300	-	-	-	6	8	.750	6	7	13	14	9	-	4	11	0	30	10.0	-

SHEA SEALS - 6-5, 210 - TULSA

AUGUST 26, 1975

REGULAR SEASON

	G	MIN	FG	FGA	PCT	3P	3A	PCT	FT	FTA	PCT	OFF	DEF	TOT	AST	PF	DQ	STL	TO	BLK	PTS	AVG	HI
1997-98	4	9	1	8	.125	0	0	.000	2	4	.500	3	1	4	0	1	0	1	0	0	4	1.0	2

FRANK SELVY - 6-2, 180 - FURMAN

NOVEMBER 9, 1932

REGULAR SEASON

	G	MIN	FG	FGA	PCT	3P	3A	PCT	FT	FTA	PCT	OFF	DEF	TOT	AST	PF	DQ	STL	TO	BLK	PTS	AVG	HI
1957-58	12	231	28	84	.333	-	-	-	20	29	.690	-	-	35	19	21	0	-	-	-	76	6.3	-
1959-60	43	1091	169	427	.396	-	-	-	122	160	.763	-	-	127	81	76	-	-	-	-	460	10.7	-
1960-61	77	2153	311	767	.405	-	-	-	210	279	.753	-	-	299	246	219	3	-	-	-	832	10.8	-
1961-62	79	2806	433	1032	.420	-	-	-	298	404	.738	-	-	412	381	232	0	-	-	-	1164	14.7	-
1962-63	80	2369	317	747	.424	-	-	-	192	269	.714	-	-	289	281	149	0	-	-	-	826	10.3	-
1963-64	73	1286	160	423	.378	-	-	-	78	122	.639	-	-	139	149	115	1	-	-	-	398	5.5	-
TOT	344	9936	1418	3480	.407	-	-	-	920	1263	.728	-	-	1301	1157	812	4	-	-	-	3756	10.3	-

PLAYOFFS

	G	MIN	FG	FGA	PCT	3P	3A	PCT	FT	FTA	PCT	OFF	DEF	TOT	AST	PF	DQ	STL	TO	BLK	PTS	AVG	HI
1959-60	9	330	55	153	.359	-	-	-	31	44	.705	-	-	55	29	21	-	-	-	-	141	15.7	-
1960-61	12	371	43	111	.387	-	-	-	37	48	.771	-	-	44	50	42	-	-	-	-	123	10.3	-
1961-62	13	478	66	152	.434	-	-	-	33	39	.846	-	-	73	65	34	-	-	-	-	165	12.7	-
1962-63	13	317	32	81	.395	-	-	-	39	48	.813	-	-	45	36	36	-	-	-	-	103	7.9	-
1963-64	3	69	13	27	.481	-	-	-	2	2	1.000	-	-	5	6	8	-	-	-	-	28	9.3	-
TOT	50	1565	209	524	.399	-	-	-	142	181	.785	-	-	222	186	141	-	-	-	-	560	11.2	-

RAMON SESSIONS - 6-3, 190 - NEVADA-RENO

APRIL 11, 1986

REGULAR SEASON

	G	MIN	FG	FGA	PCT	3P	3A	PCT	FT	FTA	PCT	OFF	DEF	TOT	AST	PF	DQ	STL	TO	BLK	PTS	AVG	HI
2011-12	23	701	101	211	.479	17	35	.486	72	101	.713	14	73	87	142	37	0	17	59	2	291	12.7	23

PLAYOFFS

	G	MIN	FG	FGA	PCT	3P	3A	PCT	FT	FTA	PCT	OFF	DEF	TOT	AST	PF	DQ	STL	TO	BLK	PTS	AVG	HI
2011-12	12	380	43	114	.377	4	25	.160	26	35	.743	3	33	36	43	27	0	4	22	1	116	9.7	-

CHARLIE SHARE - 6-11, 245 - BOWLING GREEN STATE

MARCH 14, 1927

REGULAR SEASON

	G	MIN	FG	FGA	PCT	3P	3A	PCT	FT	FTA	PCT	OFF	DEF	TOT	AST	PF	DQ	STL	TO	BLK	PTS	AVG	HI
1959-60*	41	651	59	151	.391	-	-	-	53	80	.663	-	-	221	62	142	9	-	-	-	171	4.2	-

PLAYOFFS

	G	MIN	FG	FGA	PCT	3P	3A	PCT	FT	FTA	PCT	OFF	DEF	TOT	AST	PF	DQ	STL	TO	BLK	PTS	AVG	HI
1959-60	9	123	6	14	.429	-	-	-	10	11	.909	-	-	34	5	-	-	-	-	-	22	2.4	-

ALL-TIME ROSTER WITH STATISTICS

BRIAN SHAW - 6-6, 200 - UC SANTA BARBARA

MARCH 22, 1966

REGULAR SEASON																							
	G	MIN	FG	FGA	PCT	3P	3A	PCT	FT	FTA	PCT	OFF	DEF	TOT	AST	PF	DQ	STL	TO	BLK	PTS	AVG	HI
1999-00	74	1249	123	322	.382	18	58	.310	41	54	.759	45	171	216	201	105	0	35	75	14	305	4.1	14
2000-01	80	1833	164	411	.399	42	135	.311	51	64	.797	48	256	304	258	159	1	49	97	27	421	5.3	22
2001-02	58	631	61	173	.353	29	88	.330	18	26	.692	19	93	112	89	43	0	25	32	3	169	2.9	16
2002-03	72	900	101	261	.387	38	109	.349	10	15	.667	20	99	119	103	62	0	32	54	13	250	3.5	20
TOT	284	4613	449	1167	.385	127	390	.326	120	159	.755	132	619	751	651	369	1	141	258	57	1145	4.0	-
PLAYOFFS																							
	G	MIN	FG	FGA	PCT	3P	3A	PCT	FT	FTA	PCT	OFF	DEF	TOT	AST	PF	DQ	STL	TO	BLK	PTS	AVG	HI
1999-00	22	408	45	107	.421	16	48	.333	13	16	.813	7	44	51	67	46	-	11	17	4	119	5.4	-
2000-01	16	290	27	72	.375	10	29	.345	6	9	.667	10	45	55	43	37	-	10	16	1	70	4.4	-
2001-02	19	238	21	63	.333	9	32	.281	4	4	1.000	9	26	35	30	16	-	5	8	6	55	2.9	-
2002-03	12	215	15	49	.306	6	26	.231	2	3	.667	1	37	38	24	19	-	4	9	5	38	3.2	-
TOT	69	1151	108	291	.371	41	135	.304	25	32	.781	27	152	179	164	117	-	30	50	16	282	4.1	-

BOB SIMS - 6-5, 220 - PEPPERDINE

OCTOBER 9, 1938

REGULAR SEASON																							
	G	MIN	FG	FGA	PCT	3P	3A	PCT	FT	FTA	PCT	OFF	DEF	TOT	AST	PF	DQ	STL	TO	BLK	PTS	AVG	HI
1961-62	19	171	22	59	.373	-	-	-	19	39	.487	-	-	27	12	40	-	-	-	-	63	3.3	-

MYER "WHITEY" SKOOG - 5-11, 180 - MINNESOTA

NOVEMBER 2, 1926

REGULAR SEASON																							
	G	MIN	FG	FGA	PCT	3P	3A	PCT	FT	FTA	PCT	OFF	DEF	TOT	AST	PF	DQ	STL	TO	BLK	PTS	AVG	HI
1951-52	35	988	102	296	.345	-	-	-	30	38	.789	-	-	122	60	94	4	-	-	-	234	6.7	-
1952-53	68	996	102	264	.386	-	-	-	46	61	.754	-	-	121	82	137	2	-	-	-	250	3.7	-
1953-54	71	1877	212	530	.400	-	-	-	72	97	.742	-	-	224	179	234	5	-	-	-	496	7.0	-
1954-55	72	2365	330	836	.395	-	-	-	125	155	.806	-	-	303	251	265	10	-	-	-	785	10.9	-
1955-56	72	2311	340	854	.398	-	-	-	155	193	.803	-	-	291	255	232	5	-	-	-	835	11.6	-
1956-57	23	656	78	220	.355	-	-	-	44	47	.936	-	-	72	76	65	1	-	-	-	200	8.7	-
TOT	341	9193	1164	3000	.388	-	-	-	472	591	.799	-	-	1133	903	1027	27	-	-	-	2800	8.2	-
PLAYOFFS																							
	G	MIN	FG	FGA	PCT	3P	3A	PCT	FT	FTA	PCT	OFF	DEF	TOT	AST	PF	DQ	STL	TO	BLK	PTS	AVG	HI
1952-53	11	198	24	56	.429	-	-	-	16	20	.800	-	-	23	13	29	-	-	-	-	64	5.8	-
1953-54	13	402	42	107	.393	-	-	-	12	21	.571	-	-	47	23	60	-	-	-	-	96	7.4	-
1954-55	7	241	36	92	.391	-	-	-	19	21	.905	-	-	37	16	30	-	-	-	-	91	13.0	-
1955-56	3	90	13	31	.419	-	-	-	3	11	.273	-	-	18	18	11	-	-	-	-	29	9.7	-
TOT	34	931	115	286	.402	-	-	-	50	73	.685	-	-	125	70	130	-	-	-	-	280	8.2	-

DONALD SMITH - 6-2, 190 - MINNESOTA

JULY 27, 1920

REGULAR SEASON																							
	G	MIN	FG	FGA	PCT	3P	3A	PCT	FT	FTA	PCT	OFF	DEF	TOT	AST	PF	DQ	STL	TO	BLK	PTS	AVG	HI
1948-49	8	-	2	13	.154	-	-	-	2	3	.667	-	-	-	2	6	-	-	-	-	6	0.8	-

ELMORE SMITH - 7-1, 250 - KENTUCKY STATE

MAY 9, 1949

REGULAR SEASON																							
	G	MIN	FG	FGA	PCT	3P	3A	PCT	FT	FTA	PCT	OFF	DEF	TOT	AST	PF	DQ	STL	TO	BLK	PTS	AVG	HI
1973-74	81	2922	434	949	.457	-	-	-	147	249	.590	204	702	906	150	309	8	71	-	393	1015	12.5	37
1974-75	74	2341	346	702	.493	-	-	-	112	231	.485	210	600	810	145	255	6	84	-	216	804	10.9	30
TOT	155	5263	780	1651	.472	-	-	-	259	480	.540	414	1302	1716	295	564	14	155	-	609	1819	11.7	-
PLAYOFFS																							
	G	MIN	FG	FGA	PCT	3P	3A	PCT	FT	FTA	PCT	OFF	DEF	TOT	AST	PF	DQ	STL	TO	BLK	PTS	AVG	HI
1973-74	5	171	42	88	.477	-	-	-	12	17	.706	19	34	53	6	20	-	7	-	8	96	19.2	-

JOE SMITH - 6-10, 225 - MARYLAND

JULY 26, 1975

REGULAR SEASON																							
	G	MIN	FG	FGA	PCT	3P	3A	PCT	FT	FTA	PCT	OFF	DEF	TOT	AST	PF	DQ	STL	TO	BLK	PTS	AVG	HI
2010-11	12	44	2	12	.167	0	0	-	2	2	1.000	2	16	18	3	10	0	0	3	4	6	0.5	2
PLAYOFFS																							
	G	MIN	FG	FGA	PCT	3P	3A	PCT	FT	FTA	PCT	OFF	DEF	TOT	AST	PF	DQ	STL	TO	BLK	PTS	AVG	HI
2010-11	5	11	0	2	.000	0	0	-	0	0	-	1	0	1	0	1	-	0	0	0	0	0.0	-

JR SMITH - 6-6, 225 - ST. BENEDICT'S PREP (NJ)

SEPTEMBER 9, 1985

REGULAR SEASON																							
	G	MIN	FG	FGA	PCT	3P	3A	PCT	FT	FTA	PCT	OFF	DEF	TOT	AST	PF	DQ	STL	TO	BLK	PTS	AVG	HI
2019-20	6	79	7	22	.318	1	11	.091	2	2	1.000	0	5	5	3	5	0	1	4	0	17	2.8	11
PLAYOFFS																							
	G	MIN	FG	FGA	PCT	3P	3A	PCT	FT	FTA	PCT	OFF	DEF	TOT	AST	PF	DQ	STL	TO	BLK	PTS	AVG	HI
2019-20	10	75	7	26	.269	6	22	.273	0	0	---	0	3	3	3	11	0	2	7	0	20	2.0	11

ROBERT SMITH - 6-4, 190 - WEST VIRGINIA

AUGUST 20, 1937

REGULAR SEASON																							
	G	MIN	FG	FGA	PCT	3P	3A	PCT	FT	FTA	PCT	OFF	DEF	TOT	AST	PF	DQ	STL	TO	BLK	PTS	AVG	HI
1959-60	10	130	13	54	.241	-	-	-	11	16	.688	-	-	33	14	10	0	-	-	-	37	3.7	-
1961-62	3	7	0	1	.000	-	-	-	0	0	-	-	-	0	0	1	0	-	-	-	0	0.0	-
TOT	13	137	13	55	.236	-	-	-	11	16	.688	-	-	33	14	11	0	-	-	-	37	2.8	-

ALL-TIME ROSTER WITH STATISTICS

TONY SMITH - 6-4, 205 - MARQUETTE

JUNE 14, 1968

REGULAR SEASON

	G	MIN	FG	FGA	PCT	3P	3A	PCT	FT	FTA	PCT	OFF	DEF	TOT	AST	PF	DQ	STL	TO	BLK	PTS	AVG	HI
1990-91	64	695	97	220	.441	0	7	.000	40	57	.702	24	47	71	135	80	0	28	69	12	234	3.7	12
1991-92	63	820	113	283	.399	0	11	.000	49	75	.653	31	45	76	109	91	0	39	50	8	275	4.4	18
1992-93	55	752	133	275	.484	2	11	.182	62	82	.756	46	41	87	63	72	1	50	40	7	330	6.0	20
1993-94	73	1617	272	617	.441	16	50	.320	85	119	.714	106	89	195	148	128	1	59	76	14	645	8.8	25
1994-95	61	1024	132	309	.427	32	91	.352	44	63	.698	43	64	107	102	111	0	46	50	7	340	5.6	19
TOT	314	4908	747	1704	.438	50	170	.294	280	396	.707	250	286	536	557	482	2	222	285	48	1824	5.8	-

PLAYOFFS

	G	MIN	FG	FGA	PCT	3P	3A	PCT	FT	FTA	PCT	OFF	DEF	TOT	AST	PF	DQ	STL	TO	BLK	PTS	AVG	HI
1990-91	7	40	6	13	.462	0	0	-	2	3	.667	3	0	3	2	6	-	1	6	0	14	2.0	-
1991-92	4	40	3	10	.300	0	2	.000	1	2	.500	1	1	2	5	5	-	4	3	0	7	1.8	-
1992-93	5	73	13	25	.520	2	4	.500	6	9	.667	5	3	8	2	14	-	1	3	1	34	6.8	-
1994-95	6	27	3	13	.231	3	10	.300	0	2	.000	1	2	3	3	1	-	0	4	0	9	1.5	-
TOT	22	180	25	61	.410	5	16	.313	9	16	.563	10	6	16	12	26	-	6	16	1	64	2.9	-

MIKE SMREK - 7-0, 250 - CANISIUS

AUGUST 31, 1962

REGULAR SEASON

	G	MIN	FG	FGA	PCT	3P	3A	PCT	FT	FTA	PCT	OFF	DEF	TOT	AST	PF	DQ	STL	TO	BLK	PTS	AVG	HI
1986-87	35	233	30	60	.500	0	0	-	16	25	.640	13	24	37	5	70	1	4	19	13	76	2.2	8
1987-88	48	421	44	103	.427	0	0	-	44	66	.667	27	58	85	8	105	3	7	30	42	132	2.8	12
TOT	83	654	74	163	.454	0	0	-	60	91	.659	40	82	122	13	175	4	11	49	55	208	2.5	-

PLAYOFFS

	G	MIN	FG	FGA	PCT	3P	3A	PCT	FT	FTA	PCT	OFF	DEF	TOT	AST	PF	DQ	STL	TO	BLK	PTS	AVG	HI
1986-87	10	33	2	10	.200	0	0	-	4	6	.667	3	4	7	0	15	-	0	1	6	8	0.8	-
1987-88	8	34	1	5	.200	0	0	-	1	3	.333	1	5	6	0	4	-	1	2	3	3	0.4	-
TOT	18	67	3	15	.200	0	0	-	5	9	.555	4	9	13	0	19	-	1	3	9	11	0.6	-

RON SOBIE - 6-3, 195 - DEPAUL

SEPTEMBER 21, 1934

REGULAR SEASON

G	MIN	FG	FGA	PCT	3P	3A	PCT	FT	FTA	PCT	OFF	DEF	TOT	AST	PF	DQ	STL	TO	BLK	PTS	AVG	HI
1959-60	1	13	1	4	.250	-	-	-	0	1	.000	-	-	2	2	4	0	-	-	2	2.0	-

RORY SPARROW - 6-2, 175 - VILLANOVA

JUNE 12, 1958

REGULAR SEASON

	G	MIN	FG	FGA	PCT	3P	3A	PCT	FT	FTA	PCT	OFF	DEF	TOT	AST	PF	DQ	STL	TO	BLK	PTS	AVG	HI
1991-92	42	471	57	143	.399	2	13	.154	8	13	.615	3	24	27	79	55	0	12	31	5	124	3.0	12

PLAYOFFS

	G	MIN	FG	FGA	PCT	3P	3A	PCT	FT	FTA	PCT	OFF	DEF	TOT	AST	PF	DQ	STL	TO	BLK	PTS	AVG	HI
1991-92	3	16	1	4	.250	0	0	-	3	4	.750	1	0	1	4	5	-	1	0	0	5	1.7	-

ART SPOELSTRA - 6-9, 220 - WESTERN KENTUCKY

SEPTEMBER 11, 1932

REGULAR SEASON

G	MIN	FG	FGA	PCT	3P	3A	PCT	FT	FTA	PCT	OFF	DEF	TOT	AST	PF	DQ	STL	TO	BLK	PTS	AVG	HI
1957-58	50	1098	141	353	.399	-	-	-	100	150	.667	-	-	281	51	183	-	-	-	382	7.6	-

LARRY SPRIGGS - 6-7, 230 - HOWARD

SEPTEMBER 8, 1959

REGULAR SEASON

	G	MIN	FG	FGA	PCT	3P	3A	PCT	FT	FTA	PCT	OFF	DEF	TOT	AST	PF	DQ	STL	TO	BLK	PTS	AVG	HI
1983-84	38	363	44	82	.537	0	2	.000	36	50	.720	16	45	61	30	55	0	12	34	4	124	3.3	18
1984-85	75	1292	194	354	.548	0	3	.000	112	146	.767	77	150	227	132	195	2	47	115	13	500	6.7	20
1985-86	43	471	88	192	.458	0	1	.000	38	49	.776	28	53	81	49	78	0	18	54	9	214	5.0	18
TOT	156	2126	326	628	.519	0	6	.000	186	245	.759	121	248	369	211	328	2	77	203	26	838	5.4	-

PLAYOFFS

	G	MIN	FG	FGA	PCT	3P	3A	PCT	FT	FTA	PCT	OFF	DEF	TOT	AST	PF	DQ	STL	TO	BLK	PTS	AVG	HI
1983-84	9	45	7	19	.368	0	0	-	11	11	1.000	4	5	9	3	11	-	0	7	1	25	2.8	-
1984-85	16	230	40	77	.519	0	2	.000	18	29	.621	16	35	51	33	36	-	4	26	5	98	6.1	-
1985-86	3	13	5	6	.833	0	0	-	10	10	1.000	1	6	7	2	0	-	1	0	0	20	6.7	-
TOT	28	288	52	102	.510	0	2	.000	39	50	.780	21	46	67	38	47	-	5	33	6	143	5.1	-

LANCE STEPHENSON - 6-6, 230 - CINCINNATI

SEPTEMBER 5, 1990

REGULAR SEASON

REGULAR SEASON																							
	G	MIN	FG	FGA	PCT	3P	3A	PCT	FT	FTA	PCT	OFF	DEF	TOT	AST	PF	DQ	STL	TO	BLK	PTS	AVG	HI
2018-19	68	1123	184	432	.426	73	197	.371	50	73	.685	32	183	215	140	111	0	41	86	7	491	7.2	23

DEREK STRONG - 6-8, 225 - XAVIER

FEBRUARY 9, 1968

REGULAR SEASON

REGULAR SEASON																							
	G	MIN	FG	FGA	PCT	3P	3A	PCT	FT	FTA	PCT	OFF	DEF	TOT	AST	PF	DQ	STL	TO	BLK	PTS	AVG	HI
1995-96	63	746	72	169	.426	1	9	.111	69	85	.812	60	118	178	32	80	1	18	20	12	214	3.4	16

GENE STUMP - 6-2, 185 - DEPAUL

NOVEMBER 13, 1923

REGULAR SEASON

NBA Career Totals																							
	G	MIN	FG	FGA	PCT	3P	3A	PCT	FT	FTA	PCT	OFF	DEF	TOT	AST	PF	DQ	STL	TO	BLK	PTS	AVG	HI
1949-50	23	-	27	95	.284	-	-	-	7	14	.500	-	-	-	23	32	-	-	-	-	61	2.7	-

SUN YUE - 6-9, 205 - CHINA

NOVEMBER 6, 1985

REGULAR SEASON

REGULAR SEASON																							
	G	MIN	FG	FGA	PCT	3P	3A	PCT	FT	FTA	PCT	OFF	DEF	TOT	AST	PF	DQ	STL	TO	BLK	PTS	AVG	HI
2008-09	10	28	3	11	.273	0	6	.000	0	0	-	0	0	0	2	10	0	1	3	1	6	0.6	4

ALL-TIME ROSTER WITH STATISTICS

DON SUNDERLAGE - 6-1, 180 - ILLINOIS

DECEMBER 20, 1929

REGULAR SEASON

G	MIN	FG	FGA	PCT	3P	3A	PCT	FT	FTA	PCT	OFF	DEF	TOT	AST	PF	DQ	STL	TO	BLK	PTS	AVG	HI
1954-55	45	404	33	133	.248	-	-	-	48	73	.658	-	-	56	37	57	0	-	-	114	2.5	-

EARL TATUM - 6-4, 185 - MARQUETTE

JULY 26, 1953

REGULAR SEASON

	G	MIN	FG	FGA	PCT	3P	3A	PCT	FT	FTA	PCT	OFF	DEF	TOT	AST	PF	DQ	STL	TO	BLK	PTS	AVG	HI
1976-77	68	1249	283	607	.466	-	-	-	72	100	.720	83	153	236	118	168	1	85	-	22	638	9.4	23
1977-78	25	663	153	314	.487	-	-	-	45	59	.763	23	67	90	70	85	1	37	53	10	351	14.0	25
TOT	93	1912	436	921	.473	-	-	-	117	159	.736	106	220	326	188	253	2	122	53	32	989	10.6	-

PLAYOFFS

	G	MIN	FG	FGA	PCT	3P	3A	PCT	FT	FTA	PCT	OFF	DEF	TOT	AST	PF	DQ	STL	TO	BLK	PTS	AVG	HI
1976-77	11	356	67	134	.500	-	-	-	16	24	.667	16	38	54	27	34	-	15	-	9	150	13.6	-

TERRY TEAGLE - 6-5, 195 - BAYLOR

APRIL 10, 1960

REGULAR SEASON

	G	MIN	FG	FGA	PCT	3P	3A	PCT	FT	FTA	PCT	OFF	DEF	TOT	AST	PF	DQ	STL	TO	BLK	PTS	AVG	HI
1990-91	82	1498	335	757	.443	0	9	.000	145	177	.819	82	99	181	82	165	1	31	83	8	815	9.9	35
1991-92	82	1602	364	805	.452	1	4	.250	151	197	.766	91	92	183	113	148	0	66	114	9	880	10.7	28
TOT	164	3100	699	1562	.448	1	13	.077	296	374	.791	173	191	364	195	313	1	97	197	17	1695	10.3	-

PLAYOFFS

	G	MIN	FG	FGA	PCT	3P	3A	PCT	FT	FTA	PCT	OFF	DEF	TOT	AST	PF	DQ	STL	TO	BLK	PTS	AVG	HI
1990-91	18	274	47	125	.376	0	0	-	25	32	.781	8	20	28	11	31	-	8	16	4	119	6.6	-
1991-92	4	126	27	55	.491	0	0	-	16	20	.800	3	10	13	8	18	-	5	8	2	70	17.5	-
TOT	22	400	74	180	.411	0	0	-	41	52	.788	11	30	41	19	49	-	13	24	6	189	8.6	-

IRVING THOMAS - 6-9, 230 - FLORIDA STATE

JANUARY 2, 1966

REGULAR SEASON

	G	MIN	FG	FGA	PCT	3P	3A	PCT	FT	FTA	PCT	OFF	DEF	TOT	AST	PF	DQ	STL	TO	BLK	PTS	AVG	HI
1990-91	26	108	17	50	.340	0	0	-	12	21	.571	14	17	31	10	24	0	4	13	1	46	1.8	9

PLAYOFFS

G	MIN	FG	FGA	PCT	3P	3A	PCT	FT	FTA	PCT	OFF	DEF	TOT	AST	PF	DQ	STL	TO	BLK	PTS	AVG	HI
1990-91	3	5	1	1	1.000	0	0	-	0	0	0	0	0	0	0	0	0	0	0	2	0.7	-

ISAIAH THOMAS - 5-9, 185 - WASHINGTON

FEBRUARY 7, 1989

REGULAR SEASON

	G	MIN	FG	FGA	PCT	3P	3A	PCT	FT	FTA	PCT	OFF	DEF	TOT	AST	PF	DQ	STL	TO	BLK	PTS	AVG	HI
2017-18	17	456	87	227	.383	33	101	.327	58	63	.921	10	26	36	85	33	0	6	54	1	265	15.6	29
2021-22	4	101	12	39	.308	5	22	.227	8	11	.727	1	7	8	6	12	0	0	5	2	37	9.3	19
TOT	21	557	99	266	.372	38	123	.309	66	74	.892	11	33	44	91	45	0	6	59	3	302	14.4	-

BILLY THOMPSON - 6-7, 220 - LOUISVILLE

DECEMBER 1, 1963

REGULAR SEASON

	G	MIN	FG	FGA	PCT	3P	3A	PCT	FT	FTA	PCT	OFF	DEF	TOT	AST	PF	DQ	STL	TO	BLK	PTS	AVG	HI
1986-87	59	762	142	261	.544	0	1	.000	48	74	.649	69	102	171	60	148	1	15	61	30	332	5.6	13
1987-88	9	38	3	13	.231	0	0	-	8	10	.800	2	7	9	1	11	0	1	6	0	14	1.6	4
TOT	68	800	145	274	.529	0	1	.000	56	84	.667	71	109	180	61	159	1	16	67	30	346	5.1	-

PLAYOFFS

	G	MIN	FG	FGA	PCT	3P	3A	PCT	FT	FTA	PCT	OFF	DEF	TOT	AST	PF	DQ	STL	TO	BLK	PTS	AVG	HI
1986-87	3	27	6	11	.545	0	0	-	2	2	1.000	3	3	6	2	2	-	4	0	0	14	4.7	-

MYCHAL THOMPSON - 6-10, 235 - MINNESOTA

JANUARY 30, 1955

REGULAR SEASON

	G	MIN	FG	FGA	PCT	3P	3A	PCT	FT	FTA	PCT	OFF	DEF	TOT	AST	PF	DQ	STL	TO	BLK	PTS	AVG	HI
1986-87	33	680	129	269	.480	0	1	.000	75	101	.743	47	89	136	28	85	1	14	57	30	333	10.1	24
1987-88	80	2007	370	722	.512	0	3	.000	185	292	.634	198	291	489	66	251	1	38	113	79	925	11.6	28
1988-89	80	1994	291	521	.559	0	1	.000	156	230	.678	157	310	467	48	224	0	58	97	59	738	9.2	27
1989-90	70	1883	281	562	.500	0	0	-	144	204	.706	173	304	477	43	207	0	33	79	73	706	10.1	24
1990-91	72	1077	113	228	.496	0	2	.000	62	88	.705	74	154	228	21	112	0	23	47	23	288	4.0	19
TOT	335	7641	1184	2302	.514	0	7	.000	622	915	.680	649	1148	1797	206	879	2	166	393	264	2990	8.9	-

PLAYOFFS

	G	MIN	FG	FGA	PCT	3P	3A	PCT	FT	FTA	PCT	OFF	DEF	TOT	AST	PF	DQ	STL	TO	BLK	PTS	AVG	HI
1986-87	18	401	62	137	.453	0	0	-	34	50	.680	29	59	88	9	50	-	7	16	17	158	8.8	-
1987-88	24	615	98	191	.513	0	0	-	36	62	.581	63	107	170	12	70	-	17	33	21	232	9.7	-
1988-89	15	377	65	128	.508	0	0	-	41	60	.683	39	38	77	11	52	-	6	14	12	171	11.4	-
1989-90	9	225	21	44	.477	0	0	-	16	26	.615	15	24	39	2	26	-	2	17	13	58	6.4	-
1990-91	8	42	2	7	.286	0	0	-	0	0	-	3	6	9	0	10	-	0	1	3	4	0.5	-
TOT	74	1660	248	507	.489	0	0	-	127	198	.641	149	234	383	34	208	-	32	81	66	623	8.4	-

ALL-TIME ROSTER WITH STATISTICS

SEDALE THREATT - 6-2, 185 - WEST VIRGINIA TECH

SEPTEMBER 10, 1958

REGULAR SEASON

	G	MIN	FG	FGA	PCT	3P	3A	PCT	FT	FTA	PCT	OFF	DEF	TOT	AST	PF	DQ	STL	TO	BLK	PTS	AVG	HI
1991-92	82	3070	509	1041	.489	20	62	.323	202	243	.831	43	210	253	593	231	1	168	182	16	1240	15.1	42
1992-93	82	2893	522	1028	.508	14	53	.264	177	215	.823	47	226	273	564	248	1	142	173	11	1235	15.1	32
1993-94	81	2278	411	852	.482	5	33	.152	138	155	.890	28	125	153	344	186	1	110	106	19	965	11.9	32
1994-95	59	1384	217	437	.497	36	95	.379	88	111	.793	21	103	124	248	139	1	54	70	12	558	9.5	38
1995-96	82	1687	241	526	.458	60	169	.355	54	71	.761	20	75	95	269	178	0	68	74	11	596	7.3	27
TOT	384	11312	1900	3884	.489	135	412	.328	659	795	.829	159	739	898	2018	982	4	542	605	69	4594	11.9	-

PLAYOFFS

	G	MIN	FG	FGA	PCT	3P	3A	PCT	FT	FTA	PCT	OFF	DEF	TOT	AST	PF	DQ	STL	TO	BLK	PTS	AVG	HI
1991-92	4	162	24	46	.522	2	3	.667	9	12	.750	0	8	8	17	11	-	2	11	0	59	14.8	-
1992-93	5	205	39	89	.438	3	13	.231	9	12	.750	3	14	17	40	19	-	13	12	1	90	18.0	-
1994-95	1	11	1	4	.250	0	2	.000	0	0	-	0	0	0	2	2	-	1	0	0	2	2.0	-
1995-96	4	57	4	18	.222	2	11	.182	0	0	-	1	2	3	4	4	-	2	3	0	10	2.5	-
TOT	14	435	68	157	.433	7	29	.241	18	24	.750	4	24	28	63	36	-	18	26	1	161	11.5	-

JACK TINGLE - 6-4, 205 - KENTUCKY

DECEMBER 30, 1924

REGULAR SEASON

G	MIN	FG	FGA	PCT	3P	3A	PCT	FT	FTA	PCT	OFF	DEF	TOT	AST	PF	DQ	STL	TO	BLK	PTS	AVG	HI
1948-49	2	-	1	6	.167	-	-	-	0	0	-	-	-	1	2	-	-	-	-	2	1.0	-

RAY TOLBERT - 6-9, 225 - INDIANA

SEPTEMBER 10, 1958

REGULAR SEASON

	G	MIN	FG	FGA	PCT	3P	3A	PCT	FT	FTA	PCT	OFF	DEF	TOT	AST	PF	DQ	STL	TO	BLK	PTS	AVG	HI
1987-88	14	82	16	28	.571	0	0	-	10	13	.769	9	11	20	5	14	0	3	11	3	42	3.0	9

JOHN TRAPP - 6-7, 215 - UNLV

OCTOBER 2, 1945

REGULAR SEASON

G	MIN	FG	FGA	PCT	3P	3A	PCT	FT	FTA	PCT	OFF	DEF	TOT	AST	PF	DQ	STL	TO	BLK	PTS	AVG	HI
1971-72	58	759	139	314	.443	-	-	51	73	.699	-	-	180	42	130	3	-	-	-	329	5.7	-
1972-73	5	35	3	12	.250	-	-	7	10	.700	-	-	14	2	10	0	-	-	-	13	2.6	-
TOT	63	794	142	326	.436	-	-	58	83	.699	-	-	194	44	140	3	-	-	-	342	5.4	-

PLAYOFFS

G	MIN	FG	FGA	PCT	3P	3A	PCT	FT	FTA	PCT	OFF	DEF	TOT	AST	PF	DQ	STL	TO	BLK	PTS	AVG	HI
1971-72	10	71	8	33	.242	-	-	4	7	.571	-	-	16	5	9	-	-	-	-	20	2.0	-

JOHN TRESVANT - 6-7, 215 - SEATTLE

NOVEMBER 6, 1939

REGULAR SEASON

G	MIN	FG	FGA	PCT	3P	3A	PCT	FT	FTA	PCT	OFF	DEF	TOT	AST	PF	DQ	STL	TO	BLK	PTS	AVG	HI
1969-70	20	221	47	88	.534	-	-	23	35	.657	-	-	63	17	40	0	-	-	-	117	5.9	-
1970-71	8	66	18	35	.514	-	-	7	10	.700	-	-	23	10	11	0	-	-	-	43	5.4	-
TOT	28	287	65	123	.528	-	-	30	45	.667	-	-	86	27	51	0	-	-	-	160	5.7	-

PLAYOFFS

G	MIN	FG	FGA	PCT	3P	3A	PCT	FT	FTA	PCT	OFF	DEF	TOT	AST	PF	DQ	STL	TO	BLK	PTS	AVG	HI
1969-70	11	148	23	51	.451	-	-	19	23	.826	-	-	38	16	22	-	-	-	-	65	5.9	-

RONNY TURIAT - 6-10, 249 - GONZAGA

JANUARY 13, 1983

REGULAR SEASON

	G	MIN	FG	FGA	PCT	3P	3A	PCT	FT	FTA	PCT	OFF	DEF	TOT	AST	PF	DQ	STL	TO	BLK	PTS	AVG	HI
2005-06	23	161	15	30	.500	0	0	-	15	27	.556	11	26	37	8	30	0	3	7	10	45	2.0	10
2006-07	72	1087	147	268	.549	0	1	.000	89	134	.664	88	171	259	63	202	5	17	52	78	383	5.3	23
2007-08	78	1458	188	397	.474	0	1	.000	140	186	.753	95	211	306	128	199	3	28	72	108	516	6.6	16
TOT	173	2706	350	695	.504	0	2	.000	244	347	.703	194	408	602	199	431	8	48	131	196	944	5.5	-

PLAYOFFS

	G	MIN	FG	FGA	PCT	3P	3A	PCT	FT	FTA	PCT	OFF	DEF	TOT	AST	PF	DQ	STL	TO	BLK	PTS	AVG	HI
2005-06	3	25	3	5	.600	0	0	-	5	6	.833	4	3	7	0	5	-	0	2	1	11	3.7	-
2006-07	4	48	5	14	.357	0	0	-	7	10	.700	6	6	12	1	8	-	2	1	1	17	4.3	-
2007-08	19	187	14	36	.389	0	0	-	10	17	.588	6	21	27	5	41	-	2	9	18	38	2.0	-
TOT	26	260	22	55	.400	0	0	-	22	33	.667	16	30	46	6	54	-	4	12	20	66	2.5	-

WILLIAM TURNER - 6-7, 220 - AKRON

FEBRUARY 18, 1944

REGULAR SEASON

G	MIN	FG	FGA	PCT	3P	3A	PCT	FT	FTA	PCT	OFF	DEF	TOT	AST	PF	DQ	STL	TO	BLK	PTS	AVG	HI
1972-73	19	117	17	52	.327	-	-	4	7	.571	-	-	25	11	13	0	-	-	-	38	2.0	-

PLAYOFFS

G	MIN	FG	FGA	PCT	3P	3A	PCT	FT	FTA	PCT	OFF	DEF	TOT	AST	PF	DQ	STL	TO	BLK	PTS	AVG	HI
1972-73	2	13	2	5	.400	-	-	2	2	1.000	-	-	2	0	1	-	-	-	-	6	3.0	-

IME UDOKA - 6-6, 215 - PORTLAND STATE

AUGUST 9, 1977

REGULAR SEASON

	G	MIN	FG	FGA	PCT	3P	3A	PCT	FT	FTA	PCT	OFF	DEF	TOT	AST	PF	DQ	STL	TO	BLK	PTS	AVG	HI
2003-04	4	28	3	9	.333	0	1	.000	2	4	.500	1	4	5	2	3	0	2	3	1	8	2.0	4

ALL-TIME ROSTER WITH STATISTICS

NICK VAN EXEL - 6-1, 190 - CINCINNATI NOVEMBER 27, 1971

REGULAR SEASON																							
G	MIN	FG	FGA	PCT	3P	3A	PCT	FT	FTA	PCT	OFF	DEF	TOT	AST	PF	DQ	STL	TO	BLK	PTS	AVG	HI	
1993-94	81	2700	413	1049	.394	123	364	.338	150	192	.781	47	191	238	466	154	1	85	145	8	1099	13.6	31
1994-95	80	2944	465	1107	.420	183	511	.358	235	300	.783	27	196	223	660	157	0	97	220	6	1348	16.9	40
1995-96	74	2513	396	950	.417	144	403	.357	163	204	.799	29	152	181	509	115	0	70	156	10	1099	14.9	39
1996-97	79	2937	432	1075	.402	177	448	.378	165	200	.825	44	182	226	672	110	0	75	212	10	1206	15.3	37
1997-98	64	2053	311	743	.419	123	316	.389	136	172	.791	31	163	194	442	120	0	64	104	6	881	13.8	35
TOT	378	13147	2017	4924	.410	750	2062	.364	849	1068	.795	178	884	1062	2749	656	1	391	837	40	5633	14.9	-
PLAYOFFS																							
G	MIN	FG	FGA	PCT	3P	3A	PCT	FT	FTA	PCT	OFF	DEF	TOT	AST	PF	DQ	STL	TO	BLK	PTS	AVG	HI	
1994-95	10	444	67	162	.414	21	66	.318	45	59	.763	7	29	38	73	33	-	21	22	3	200	20.0	-
1995-96	4	137	16	54	.296	5	16	.313	10	13	.769	4	12	16	27	10	-	2	11	0	47	11.8	-
1996-97	9	353	45	119	.378	12	44	.273	28	34	.824	6	25	31	58	19	-	10	18	0	130	14.4	-
1997-98	13	367	50	151	.331	22	70	.314	29	40	.725	9	23	32	54	30	-	8	22	1	151	11.6	-
TOT	36	1321	178	486	.366	60	196	.306	112	146	.767	28	89	117	212	92	-	41	73	4	528	14.7	-

JAY VINCENT - 6-8, 220 - MICHIGAN STATE JUNE 10, 1959

REGULAR SEASON																							
G	MIN	FG	FGA	PCT	3P	3A	PCT	FT	FTA	PCT	OFF	DEF	TOT	AST	PF	DQ	STL	TO	BLK	PTS	AVG	HI	
1989-90	24	200	41	78	.526	0	1	.000	8	12	.667	7	19	26	10	29	0	8	19	3	90	3.8	16
PLAYOFFS																							
G	MIN	FG	FGA	PCT	3P	3A	PCT	FT	FTA	PCT	OFF	DEF	TOT	AST	PF	DQ	STL	TO	BLK	PTS	AVG	HI	
1989-90	3	8	0	2	.000	0	0	-	0	0	-	0	0	0	0	1	-	0	2	0	0	0.0	-

SASHA VUJACIĆ - 6-7, 205 - SLOVENIA MARCH 8, 1984

REGULAR SEASON																							
	G	MIN	FG	FGA	PCT	3P	3A	PCT	FT	FTA	PCT	OFF	DEF	TOT	AST	PF	DQ	STL	TO	BLK	PTS	AVG	HI
2004-05	35	403	33	117	.282	17	63	.270	18	19	.947	13	49	62	51	41	1	12	15	2	101	2.9	10
2005-06	82	1449	108	312	.346	59	172	.343	46	52	.885	33	126	159	139	150	0	48	50	3	321	3.9	12
2006-07	73	935	105	268	.392	60	161	.373	43	49	.878	28	79	107	64	103	1	41	30	1	313	4.3	18
2007-08	72	1279	219	482	.454	118	270	.437	76	91	.835	19	135	154	72	107	0	36	52	5	632	8.8	22
2008-09	80	1293	155	401	.387	81	223	.363	70	76	.921	19	116	135	113	154	0	77	35	7	461	5.8	17
2009-10	67	575	66	164	.402	25	81	.309	28	33	.848	25	54	79	41	67	0	20	17	4	185	2.8	13
2010-11	11	54	8	23	.348	3	7	.429	1	2	.500	1	3	4	5	7	0	1	5	0	20	1.8	6
TOT	420	5987	694	1767	.393	363	977	.372	282	322	.876	138	562	700	485	629	2	235	204	22	2033	4.8	-
PLAYOFFS																							
	G	MIN	FG	FGA	PCT	3P	3A	PCT	FT	FTA	PCT	OFF	DEF	TOT	AST	PF	DQ	STL	TO	BLK	PTS	AVG	HI
2005-06	7	129	11	26	.423	9	15	.600	11	11	1.000	3	14	17	6	14	-	4	3	0	42	6.0	-
2006-07	4	43	5	9	.556	1	4	.250	0	0	-	2	2	4	3	4	-	1	3	0	11	2.8	-
2007-08	21	456	55	138	.399	31	79	.392	30	35	.857	8	38	46	16	44	-	12	18	4	171	8.1	-
2008-09	23	250	24	91	.264	16	51	.314	5	6	.833	7	25	32	12	34	-	10	10	4	69	3.0	-
2009-10	10	76	10	23	.435	6	15	.400	5	6	.833	3	5	8	5	8	-	2	3	0	31	3.1	-
TOT	65	953	105	287	.366	63	164	.384	51	58	.879	23	84	107	42	104	-	29	37	8	324	5.0	-

VON WAFER - 6-5, 210 - FLORIDA STATE JULY 21, 1985

REGULAR SEASON																							
	G	MIN	FG	FGA	PCT	3P	3A	PCT	FT	FTA	PCT	OFF	DEF	TOT	AST	PF	DQ	STL	TO	BLK	PTS	AVG	HI
2005-06	16	73	6	38	.158	2	17	.118	6	8	.750	5	3	8	4	12	0	3	1	0	20	1.3	9

MILTON WAGNER - 6-5, 185 - LOUISVILLE FEBRUARY 20, 1963

REGULAR SEASON																							
	G	MIN	FG	FGA	PCT	3P	3A	PCT	FT	FTA	PCT	OFF	DEF	TOT	AST	PF	DQ	STL	TO	BLK	PTS	AVG	HI
1987-88	40	380	62	147	.422	2	10	.200	26	29	.897	4	24	28	61	42	0	6	22	4	152	3.8	14
PLAYOFFS																							
	G	MIN	FG	FGA	PCT	3P	3A	PCT	FT	FTA	PCT	OFF	DEF	TOT	AST	PF	DQ	STL	TO	BLK	PTS	AVG	HI
1987-88	5	14	2	5	.400	0	1	.000	2	2	1.000	0	2	2	3	3	-	0	0	1	6	1.2	-

MORITZ WAGNER - 6-11, 245 - MICHIGAN APRIL 26, 1997

REGULAR SEASON																							
	G	MIN	FG	FGA	PCT	3P	3A	PCT	FT	FTA	PCT	OFF	DEF	TOT	AST	PF	DQ	STL	TO	BLK	PTS	AVG	HI
2018-19	43	446	71	171	.415	22	77	.286	43	53	.811	17	68	85	24	57	0	11	39	13	207	4.8	22

DION WAITERS - 6-3, 215 - SYRACUSE DECEMBER 10, 1991

REGULAR SEASON																							
	G	MIN	FG	FGA	PCT	3P	3A	PCT	FT	FTA	PCT	OFF	DEF	TOT	AST	PF	DQ	STL	TO	BLK	PTS	AVG	HI
2019-20	7	165	31	73	.425	7	30	.233	14	16	.875	2	11	13	17	16	0	4	13	4	83	11.9	19
PLAYOFFS																							
	G	MIN	FG	FGA	PCT	3P	3A	PCT	FT	FTA	PCT	OFF	DEF	TOT	AST	PF	DQ	STL	TO	BLK	PTS	AVG	HI
2019-20	5	38	4	12	.333	0	4	.000	2	2	1.000	0	2	2	2	2	0	1	1	1	10	2.0	4

SAMAKI WALKER - 6-9, 255 - LOUISVILLE FEBRUARY 25, 1976

REGULAR SEASON																							
	G	MIN	FG	FGA	PCT	3P	3A	PCT	FT	FTA	PCT	OFF	DEF	TOT	AST	PF	DQ	STL	TO	BLK	PTS	AVG	HI
2001-02	69	1655	187	365	.512	0	0	-	86	129	.667	129	352	481	64	170	1	28	53	88	460	6.7	18
2002-03	67	1243	115	274	.420	0	1	.000	66	101	.653	115	253	368	64	143	4	20	56	55	296	4.4	14
TOT	136	2898	302	639	.473	0	1	.000	152	230	.661	244	605	849	128	313	5	48	109	143	756	5.6	-
PLAYOFFS																							
	G	MIN	FG	FGA	PCT	3P	3A	PCT	FT	FTA	PCT	OFF	DEF	TOT	AST	PF	DQ	STL	TO	BLK	PTS	AVG	HI
2001-02	19	240	24	52	.462	1	1	1.000	13	17	.765	32	46	78	4	42	-	2	12	6	62	3.3	-
2002-03	9	49	2	5	.400	0	0	-	0	0	-	4	9	13	2	11	-	1	3	2	4	0.4	-
TOT	28	289	26	57	.456	1	1	1.000	13	17	.765	36	55	91	6	53	-	3	15	8	66	2.4	-

ALL-TIME ROSTER WITH STATISTICS

PAUL "LEFTY" WALTHER - 6-2, 165 - TENNESSEE

MARCH 23, 1927

REGULAR SEASON

G	MIN	FG	FGA	PCT	3P	3A	PCT	FT	FTA	PCT	OFF	DEF	TOT	AST	PF	DQ	STL	TO	BLK	PTS	AVG	HI
1949-50	22	-	32	80	.400	-	-	11	21	.524	-	-	-	10	39	-	-	-	-	75	3.4	-

LUKE WALTON - 6-8, 235 - ARIZONA

MARCH 28, 1980

REGULAR SEASON

	G	MIN	FG	FGA	PCT	3P	3A	PCT	FT	FTA	PCT	OFF	DEF	TOT	AST	PF	DQ	STL	TO	BLK	PTS	AVG	HI
2003-04	72	730	65	153	.425	13	39	.333	31	44	.705	39	88	127	113	70	1	28	44	8	174	2.4	9
2004-05	61	768	74	180	.411	16	61	.262	34	48	.708	55	87	142	93	70	0	26	58	11	198	3.2	19
2005-06	69	1333	135	328	.412	18	55	.327	57	76	.750	88	159	247	156	119	1	41	78	15	345	5.0	17
2006-07	60	1982	264	557	.474	48	124	.387	108	145	.745	87	215	302	257	117	2	60	118	21	684	11.4	25
2007-08	74	1729	215	478	.450	28	84	.333	77	109	.706	85	206	291	218	133	1	60	100	18	535	7.2	19
2008-09	65	1166	134	307	.436	17	57	.298	41	57	.719	55	125	180	177	105	1	32	69	10	326	5.0	14
2009-10	29	272	30	84	.357	7	17	.412	2	4	.500	12	26	38	40	19	0	10	12	1	69	2.4	11
2010-11	54	484	38	116	.328	8	34	.235	7	10	.700	9	58	67	62	38	0	9	31	4	91	1.7	9
2011-12	9	65	6	14	.429	0	4	.000	0	0	-	6	8	14	5	9	0	2	2	0	12	1.3	6
TOT	493	8529	961	2217	.433	155	475	.326	357	493	.724	436	972	1408	1121	680	6	268	512	88	2434	4.9	-

PLAYOFFS

	G	MIN	FG	FGA	PCT	3P	3A	PCT	FT	FTA	PCT	OFF	DEF	TOT	AST	PF	DQ	STL	TO	BLK	PTS	AVG	HI
2003-04	17	134	10	29	.345	5	13	.385	7	10	.700	5	17	22	26	24	-	7	14	2	32	1.9	-
2005-06	7	235	38	83	.458	4	11	.364	5	5	1.000	10	35	45	12	16	-	7	11	1	85	12.1	-
2006-07	5	128	14	36	.389	5	12	.417	3	4	.750	9	12	21	13	13	-	7	15	1	36	7.2	-
2007-08	21	353	44	97	.454	11	26	.423	26	36	.722	13	42	55	41	49	-	11	20	4	125	6.0	-
2008-09	21	332	32	75	.427	5	16	.313	11	18	.611	16	36	52	45	41	-	14	20	3	80	3.8	-
2009-10	16	96	7	23	.304	2	9	.222	2	4	.500	0	8	8	14	13	-	1	4	2	18	1.1	-
2010-11	1	4	0	2	.000	0	2	.000	0	0	-	0	1	1	0	0	-	0	2	0	0	0.0	-
TOT	88	1281	145	345	.420	32	89	.360	54	77	.701	53	151	204	151	156	-	47	86	13	376	4.3	-

CORNELL WARNER - 6-9, 225 - JACKSON STATE

AUGUST 12, 1948

REGULAR SEASON

G	MIN	FG	FGA	PCT	3P	3A	PCT	FT	FTA	PCT	OFF	DEF	TOT	AST	PF	DQ	STL	TO	BLK	PTS	AVG	HI
1975-76	81	2512	251	524	.479	-	-	89	128	.695	223	499	722	106	283	3	55	-	46	591	7.3	24
1976-77	14	170	25	53	.472	-	-	4	6	.667	21	48	69	11	28	0	1	-	2	54	3.9	10
TOT	95	2682	276	577	.478	-	-	93	134	.694	244	547	791	117	311	3	56	-	48	645	6.8	-

PLAYOFFS

G	MIN	FG	FGA	PCT	3P	3A	PCT	FT	FTA	PCT	OFF	DEF	TOT	AST	PF	DQ	STL	TO	BLK	PTS	AVG	HI
1976-77	5	56	7	12	.583	-	-	0	0	-	2	7	9	6	11	-	1	-	0	14	2.8	-

KERMIT WASHINGTON - 6-8, 230 - AMERICAN

SEPTEMBER 17, 1951

REGULAR SEASON

G	MIN	FG	FGA	PCT	3P	3A	PCT	FT	FTA	PCT	OFF	DEF	TOT	AST	PF	DQ	STL	TO	BLK	PTS	AVG	HI
1973-74	45	400	73	151	.483	-	-	26	49	.531	62	85	147	17	77	0	21	-	18	172	3.8	18
1974-75	55	949	87	207	.420	-	-	72	122	.590	106	244	350	66	155	2	25	-	32	246	4.5	12
1975-76	36	492	39	90	.433	-	-	45	66	.682	51	114	165	20	76	0	11	-	26	123	3.4	14
1976-77	53	1342	191	380	.503	-	-	132	187	.706	182	310	492	48	183	1	43	-	52	514	9.7	20
1977-78	25	751	110	244	.451	-	-	68	110	.618	110	169	279	30	74	1	19	53	24	288	11.5	22
TOT	214	3934	500	1072	.466	-	-	343	534	.642	511	922	1433	183	565	4	119	53	152	1343	6.3	-

PLAYOFFS

G	MIN	FG	FGA	PCT	3P	3A	PCT	FT	FTA	PCT	OFF	DEF	TOT	AST	PF	DQ	STL	TO	BLK	PTS	AVG	HI
1973-74	3	14	5	11	.455	-	-	5	7	.714	9	1	10	1	0	-	1	-	0	15	5.0	-

BOBBY WATSON - 6-0, 160 - KENTUCKY

MARCH 22, 1930

REGULAR SEASON

G	MIN	FG	FGA	PCT	3P	3A	PCT	FT	FTA	PCT	OFF	DEF	TOT	AST	PF	DQ	STL	TO	BLK	PTS	AVG	HI
1954-55*	63	702	72	223	.323	-	-	31	45	.689	-	-	87	79	67	0	-	-	-	175	2.8	-

TRAVIS WEAR - 6-10, 230 - UCLA

SEPTEMBER 21, 1990

REGULAR SEASON

	G	MIN	FG	FGA	PCT	3P	3A	PCT	FT	FTA	PCT	OFF	DEF	TOT	AST	PF	DQ	STL	TO	BLK	PTS	AVG	HI
2017-18	17	228	25	72	.347	17	47	.362	8	8	1.000	0	38	38	7	30	0	4	6	5	75	4.4	11

WALTER WESLEY - 6-11, 230 - KANSAS

JANUARY 25, 1945

REGULAR SEASON

G	MIN	FG	FGA	PCT	3P	3A	PCT	FT	FTA	PCT	OFF	DEF	TOT	AST	PF	DQ	STL	TO	BLK	PTS	AVG	HI
1975-76	1	7	1	2	.500	-	-	2	4	.500	0	1	1	1	2	0	0	-	0	4	4.0	4

* Played with multiple teams (cumulative stats only available)

ALL-TIME ROSTER WITH STATISTICS

JERRY WEST - 6-2, 180 - WEST VIRGINIA MAY 28, 1938

REGULAR SEASON																							
	G	MIN	FG	FGA	PCT	3P	3A	PCT	FT	FTA	PCT	OFF	DEF	TOT	AST	PF	DQ	STL	TO	BLK	PTS	AVG	HI
1960-61	79	2797	529	1264	.419	-	-	-	331	497	.666	-	-	611	333	213	1	-	-	-	1389	17.6	-
1961-62	75	3087	799	1795	.445	-	-	-	712	926	.769	-	-	591	402	173	4	-	-	-	2310	30.8	-
1962-63	55	2163	559	1213	.461	-	-	-	371	477	.778	-	-	384	307	150	1	-	-	-	1489	27.1	-
1963-64	72	2906	740	1529	.484	-	-	-	584	702	.832	-	-	433	403	200	2	-	-	-	2064	28.7	-
1964-65	74	3066	822	1655	.497	-	-	-	648	789	.821	-	-	447	364	221	1	-	-	-	2292	31.0	-
1965-66	79	3218	818	1731	.473	-	-	-	840	977	.860	-	-	562	480	243	2	-	-	-	2476	31.3	-
1966-67	66	2670	645	1389	.464	-	-	-	602	886	.878	-	-	392	447	160	1	-	-	-	1892	28.7	-
1967-68	51	1919	476	926	.514	-	-	-	391	482	.811	-	-	294	310	152	1	-	-	-	1343	26.5	-
1968-69	61	2394	545	1156	.471	-	-	-	490	597	.821	-	-	262	423	156	1	-	-	-	1580	25.9	-
1969-70	74	3106	831	1673	.497	-	-	-	647	785	.824	-	-	338	554	160	3	-	-	-	2309	31.2	-
1970-71	69	2845	667	1351	.494	-	-	-	525	631	.832	-	-	320	655	180	0	-	-	-	1859	26.9	-
1971-72	77	2973	735	1540	.477	-	-	-	515	633	.814	-	-	327	747	209	0	-	-	-	1985	25.8	-
1972-73	69	2460	618	1291	.479	-	-	-	339	421	.805	-	-	289	607	138	0	-	-	-	1575	22.8	-
1973-74	31	967	232	519	.447	-	-	-	165	198	.833	30	86	116	206	80	0	81	-	-	629	20.3	35
TOT	932	36571	9016	19032	.474	-	-	-	7160	8801	.814	30	86	5366	6238	2435	17	81	-	23	25192	27.0	-

PLAYOFFS																							
	G	MIN	FG	FGA	PCT	3P	3A	PCT	FT	FTA	PCT	OFF	DEF	TOT	AST	PF	DQ	STL	TO	BLK	PTS	AVG	HI
1960-61	12	461	99	202	.490	-	-	-	77	106	.726	-	-	104	66	39	-	-	-	-	275	22.9	-
1961-62	13	557	144	310	.465	-	-	-	121	150	.807	-	-	88	57	38	-	-	-	-	409	31.5	-
1962-63	13	538	144	286	.503	-	-	-	74	100	.740	-	-	106	61	34	-	-	-	-	362	27.8	-
1963-64	5	206	57	115	.496	-	-	-	42	53	.792	-	-	36	17	20	-	-	-	-	156	31.2	-
1964-65	11	470	155	351	.442	-	-	-	137	154	.890	-	-	63	58	37	-	-	-	-	447	40.6	-
1965-66	14	619	185	357	.518	-	-	-	109	125	.872	-	-	88	79	40	-	-	-	-	479	34.2	-
1966-67	1	1	0	0	-	-	-	-	0	0	-	-	-	1	0	0	-	-	-	-	0	0.0	-
1967-68	15	622	165	313	.527	-	-	-	132	169	.781	-	-	81	82	47	-	-	-	-	462	30.8	-
1968-69	18	757	196	423	.463	-	-	-	164	204	.804	-	-	71	135	52	-	-	-	-	556	30.9	-
1969-70	18	830	196	418	.469	-	-	-	170	212	.802	-	-	66	151	55	-	-	-	-	562	31.2	-
1971-72	15	608	128	340	.376	-	-	-	88	106	.830	-	-	73	134	39	-	-	-	-	344	23.0	-
1972-73	17	638	151	336	.449	-	-	-	99	127	.780	-	-	76	132	49	-	-	-	-	401	23.6	-
1973-74	1	14	2	9	.222	-	-	-	0	0	-	0	2	2	1	1	-	0	-	0	4	4.0	-
TOT	153	6321	1622	3460	.469	-	-	-	1213	1506	.805	0	2	855	973	451	-	0	-	0	4457	29.1	-

RUSSELL WESTBROOK - 6-3, 200 - UCLA NOVEMBER 12, 1988

REGULAR SEASON																							
	G	MIN	FG	FGA	PCT	3P	3A	PCT	FT	FTA	PCT	OFF	DEF	TOT	AST	PF	DQ	STL	TO	BLK	PTS	AVG	HI
2021-22	78	2678	548	1233	.444	79	265	.298	266	399	.667	110	470	580	550	235	2	75	295	20	1441	18.5	35

JOHN WETZEL - 6-5, 190 - VIRGINIA TECH OCTOBER 22, 1944

REGULAR SEASON																							
	G	MIN	FG	FGA	PCT	3P	3A	PCT	FT	FTA	PCT	OFF	DEF	TOT	AST	PF	DQ	STL	TO	BLK	PTS	AVG	HI
1967-68	38	434	52	119	.437	-	-	-	35	46	.761	-	-	84	51	55	0	-	-	-	139	3.7	-

EUGENE WILEY - 6-10, 220 - WICHITA STATE NOVEMBER 12, 1937

REGULAR SEASON																							
	G	MIN	FG	FGA	PCT	3P	3A	PCT	FT	FTA	PCT	OFF	DEF	TOT	AST	PF	DQ	STL	TO	BLK	PTS	AVG	HI
1962-63	75	1488	109	236	.462	-	-	-	23	68	.338	-	-	504	40	180	4	-	-	-	241	3.2	-
1963-64	78	1510	146	273	.535	-	-	-	45	75	.600	-	-	510	44	225	4	-	-	-	337	4.3	-
1964-65	80	2002	175	376	.465	-	-	-	56	111	.505	-	-	690	105	235	11	-	-	-	406	5.1	-
1965-66	67	1386	123	289	.426	-	-	-	43	76	.566	-	-	490	63	171	3	-	-	-	289	4.3	-
TOT	300	6386	553	1174	.471	-	-	-	167	330	.506	-	-	2194	252	811	22	-	-	-	1273	4.2	-

PLAYOFFS																							
	G	MIN	FG	FGA	PCT	3P	3A	PCT	FT	FTA	PCT	OFF	DEF	TOT	AST	PF	DQ	STL	TO	BLK	PTS	AVG	HI
1962-63	9	278	14	35	.400	-	-	-	2	15	.133	-	-	97	11	29	-	-	-	-	30	3.3	-
1963-64	5	48	5	8	.625	-	-	-	3	3	1.000	-	-	16	0	9	-	-	-	-	13	2.6	-
1964-65	11	379	33	59	.559	-	-	-	11	19	.579	-	-	158	23	41	-	-	-	-	77	7.0	-
1965-66	2	5	0	1	.000	-	-	-	0	0	-	-	-	1	0	1	-	-	-	-	0	0.0	-
TOT	27	710	52	103	.505	-	-	-	16	37	.432	-	-	272	34	80	-	-	-	-	120	4.4	-

JAMAAL WILKES - 6-6, 190 - UCLA MAY 2, 1953

REGULAR SEASON																							
	G	MIN	FG	FGA	PCT	3P	3A	PCT	FT	FTA	PCT	OFF	DEF	TOT	AST	PF	DQ	STL	TO	BLK	PTS	AVG	HI
1977-78	51	1490	277	630	.440	-	-	-	106	148	.716	113	267	380	182	162	1	77	107	22	660	12.9	31
1978-79	82	2915	626	1242	.504	-	-	-	272	362	.751	164	445	609	227	275	2	134	224	27	1524	18.6	29
1979-80	82	3111	726	1358	.535	3	17	.176	189	234	.808	176	349	525	220	220	1	129	157	28	1644	20.0	30
1980-81	81	3028	786	1495	.526	1	13	.077	254	335	.758	146	289	435	235	223	1	121	207	19	1827	22.6	34
1981-82	82	2906	744	1417	.525	0	4	.000	246	336	.732	153	240	393	143	240	1	89	164	24	1734	21.1	36
1982-83	80	2552	684	1290	.530	0	6	.000	203	268	.757	146	197	343	182	221	0	65	150	17	1571	19.6	36
1983-84	75	2507	542	1055	.514	2	8	.250	208	280	.743	130	210	340	214	205	0	72	137	41	1294	17.3	31
1984-85	42	761	148	303	.488	0	1	.000	51	66	.773	35	59	94	41	65	0	19	49	3	347	8.3	24
TOT	575	19270	4533	8790	.516	6	49	.122	1529	2029	.754	1063	2056	3119	1474	1611	6	706	1195	191	10601	18.4	-

PLAYOFFS																							
G	MIN	FG	FGA	PCT	3P	3A	PCT	FT	FTA	PCT	OFF	DEF	TOT	AST	PF	DQ	STL	TO	BLK	PTS	AVG	HI	
1977-78	3	108	15	32	.469	-	-	-	6	11	.545	9	17	26	8	14	-	3	11	1	36	12.0	-
1978-79	8	307	61	128	.477	-	-	-	25	37	.676	20	48	68	16	21	-	15	15	2	147	18.4	-
1979-80	16	652	140	294	.476	0	1	.000	44	54	.815	53	75	128	48	51	-	24	35	324	20.3	-	
1980-81	3	113	21	48	.438	0	1	.000	12	18	.667	4	8	8	4	10	-	1	4	1	54	18.0	-
1981-82	14	535	121	241	.502	0	1	.000	38	49	.776	40	30	70	37	43	-	16	40	3	280	20.0	-
1982-83	15	589	136	273	.498	0	2	.000	27	44	.614	42	48	90	51	51	-	20	33	11	299	19.9	-
1983-84	14	196	28	70	.400	0	1	.000	7	11	.636	10	16	26	9	27	-	4	7	36	45	16.5	-
TOT	73	2500	522	1086	.481	0	6	.000	159	224	.710	178	238	416	173	217	-	83	145	25	1203	16.5	-

ALL-TIME ROSTER WITH STATISTICS

BOB WILLIAMS* - 6-6, 230 - FLORIDA A&M

MAY 12, 1931

REGULAR SEASON

	G	MIN	FG	FGA	PCT	3P	3A	PCT	FT	FTA	PCT	OFF	DEF	TOT	AST	PF	DQ	STL	TO	BLK	PTS	AVG	HI
1955-56	20	173	21	46	.457	-	-	-	24	45	.533	-	-	54	7	36	1	-	-	-	66	3.3	-
1956-57	4	20	1	4	.250	-	-	-	2	3	.667	-	-	5	0	2	0	-	-	-	4	1.0	-
TOT	24	193	22	50	.440	-	-	-	26	48	.542	-	-	59	7	38	1	-	-	-	70	2.9	-

DERRICK WILLIAMS - 6-8, 240 - ARIZONA

MAY 25, 1991

REGULAR SEASON

	G	MIN	FG	FGA	PCT	3P	3A	PCT	FT	FTA	PCT	OFF	DEF	TOT	AST	PF	DQ	STL	TO	BLK	PTS	AVG	HI
2017-18	2	9	1	4	.250	0	2	.000	0	0	-	0	1	1	0	0	0	0	0	0	2	1.0	2

JOHNATHAN WILLIAMS - 6-9, 230 - GONZAGA

MAY 22, 1995

REGULAR SEASON

	G	MIN	FG	FGA	PCT	3P	3A	PCT	FT	FTA	PCT	OFF	DEF	TOT	AST	PF	DQ	STL	TO	BLK	PTS	AVG	HI
2018-19	24	372	65	110	.591	0	2	.000	27	48	.563	48	51	99	13	62	0	8	16	7	157	6.5	18

LOU WILLIAMS - 6-1, 175 - SOUTH GWINNETT HS (GA)

OCTOBER 27, 1986

REGULAR SEASON

	G	MIN	FG	FGA	PCT	3P	3A	PCT	FT	FTA	PCT	OFF	DEF	TOT	AST	PF	DQ	STL	TO	BLK	PTS	AVG	HI
2015-16	67	1907	283	693	.408	110	320	.344	352	424	.830	31	138	169	167	107	1	62	107	19	1028	15.3	44
2016-17	58	1403	326	734	.444	122	317	.385	304	344	.884	14	118	132	183	67	0	65	120	11	1078	18.6	40
TOT	125	3310	609	1427	.427	232	637	.364	656	768	.854	45	256	301	350	174	1	127	227	30	2106	16.3	-

RON WILLIAMS - 6-3, 190 - WEST VIRGINIA

SEPTEMBER 24, 1944

REGULAR SEASON

	G	MIN	FG	FGA	PCT	3P	3A	PCT	FT	FTA	PCT	OFF	DEF	TOT	AST	PF	DQ	STL	TO	BLK	PTS	AVG	HI
1975-76	9	158	17	43	.395	-	-	-	10	13	.769	2	17	19	21	15	0	3	-	0	44	4.9	12

SHAWNE WILLIAMS - 6-9, 225 - MEMPHIS

FEBRUARY 16, 1986

REGULAR SEASON

	G	MIN	FG	FGA	PCT	3P	3A	PCT	FT	FTA	PCT	OFF	DEF	TOT	AST	PF	DQ	STL	TO	BLK	PTS	AVG	HI
2013-14	36	751	73	192	.380	42	129	.326	14	20	.700	25	142	167	30	93	2	19	21	30	202	5.6	20

SHAMMOND WILLIAMS - 6-1, 200 - NORTH CAROLINA

APRIL 5, 1975

REGULAR SEASON

	G	MIN	FG	FGA	PCT	3P	3A	PCT	FT	FTA	PCT	OFF	DEF	TOT	AST	PF	DQ	STL	TO	BLK	PTS	AVG	HI
2006-07	30	345	35	86	.407	20	50	.400	4	6	.667	11	29	40	31	20	0	12	13	0	94	3.1	14

PLAYOFFS

	G	MIN	FG	FGA	PCT	3P	3A	PCT	FT	FTA	PCT	OFF	DEF	TOT	AST	PF	DQ	STL	TO	BLK	PTS	AVG	HI
2006-07	4	80	7	19	.368	2	8	.250	0	0	-	2	1	3	7	6	-	0	2	1	16	4.0	-

TREVOR WILSON - 6-8, 210 - UCLA

MARCH 16, 1968

REGULAR SEASON

	G	MIN	FG	FGA	PCT	3P	3A	PCT	FT	FTA	PCT	OFF	DEF	TOT	AST	PF	DQ	STL	TO	BLK	PTS	AVG	HI
1993-94	5	126	19	39	.487	0	5	.000	176	240	.733	49	136	185	96	160	2	39	73	46	788	12.7	24

BRIAN WINTERS - 6-4, 185 - SOUTH CAROLINA

MARCH 1, 1952

REGULAR SEASON

	G	MIN	FG	FGA	PCT	3P	3A	PCT	FT	FTA	PCT	OFF	DEF	TOT	AST	PF	DQ	STL	TO	BLK	PTS	AVG	HI
1974-75	68	1516	359	810	.443	-	-	-	76	92	.826	39	99	138	195	168	1	74	-	18	794	11.7	30

ORLANDO WOOLRIDGE - 6-9, 215 - NOTRE DAME

DECEMBER 16, 1959

REGULAR SEASON

	G	MIN	FG	FGA	PCT	3P	3A	PCT	FT	FTA	PCT	OFF	DEF	TOT	AST	PF	DQ	STL	TO	BLK	PTS	AVG	HI
1988-89	74	1491	231	494	.468	0	1	.000	253	343	.738	81	189	270	58	130	0	30	103	65	715	9.7	29
1989-90	62	1421	306	550	.556	0	5	.000	176	240	.733	49	136	185	96	160	2	39	73	46	788	12.7	24
TOT	136	2912	537	1044	.514	0	6	.000	429	583	.736	130	325	455	154	290	2	69	176	111	1503	11.1	-

PLAYOFFS

	G	MIN	FG	FGA	PCT	3P	3A	PCT	FT	FTA	PCT	OFF	DEF	TOT	AST	PF	DQ	STL	TO	BLK	PTS	AVG	HI
1988-89	15	276	39	75	.520	0	0	-	44	62	.710	20	50	70	17	35	-	2	22	15	122	8.1	-
1989-90	9	199	40	70	.571	0	1	.000	26	37	.703	6	17	23	10	25	-	8	11	8	106	11.8	-
TOT	24	475	79	145	.545	0	1	.000	70	99	.707	26	67	93	27	60	-	10	33	23	228	9.5	-

* First African-American Player in Lakers History

ALL-TIME ROSTER WITH STATISTICS

METTA WORLD PEACE - 6-7, 260 - ST. JOHN'S

NOVEMBER 13, 1979

REGULAR SEASON																			
G	MIN	FG	FGA	PCT	3P	3A	PCT	FT	FTA	PCT	OFF	DEF	TOT	AST	PF	DQ	STL	TO	BLK
2009-10	77	2605	306	740	.414	105	296	.355	128	186	.688	99	232	331	234	165	1	106	121
2010-11	82	2410	261	658	.397	83	233	.356	92	136	.676	100	167	267	175	181	1	124	90
2011-12	64	1720	183	465	.394	56	189	.296	71	115	.617	71	147	218	140	137	1	69	27
2012-13	75	2530	332	824	.403	141	412	.342	124	169	.734	101	271	372	112	198	4	122	98
2015-16	35	590	55	177	.311	26	84	.310	40	57	.702	19	70	89	27	67	1	22	15
2016-17	25	160	19	68	.279	9	38	.237	10	16	.625	5	15	20	11	18	0	10	2
TOT	358	10015	1156	2932	.394	420	1252	.335	445	679	.685	395	902	1297	699	766	8	453	400
PLAYOFFS																			
G	MIN	FG	FGA	PCT	3P	3A	PCT	FT	FTA	PCT	OFF	DEF	TOT	AST	PF	DQ	STL	TO	BLK
2009-10	23	839	101	254	.398	34	117	.291	22	38	.579	33	58	91	49	67	1	35	25
2010-11	9	287	35	79	.443	9	28	.321	16	21	.762	17	24	41	20	23	0	10	9
2011-12	6	236	22	60	.367	14	36	.389	12	16	.750	3	18	21	14	18	0	13	5
2012-13	3	84	7	28	.250	2	14	.143	2	2	1.000	6	5	11	5	5	0	2	3
TOT	41	1446	165	421	.392	59	195	.303	52	77	.675	59	105	164	88	113	1	60	42

JAMES WORTHY - 6-9, 225 - NORTH CAROLINA

FEBRUARY 27, 1961

REGULAR SEASON																			
G	MIN	FG	FGA	PCT	3P	3A	PCT	FT	FTA	PCT	OFF	DEF	TOT	AST	PF	DQ	STL	TO	BLK
1982-83	77	1970	447	772	.579	1	4	.250	138	221	.624	157	242	399	132	221	2	91	178
1983-84	82	2415	495	890	.556	0	6	.000	195	257	.759	157	358	515	207	244	5	77	181
1984-85	80	2696	610	1066	.572	0	7	.000	190	245	.776	169	342	511	201	196	0	87	198
1985-86	75	2454	629	1086	.579	0	13	.000	242	314	.771	136	251	387	201	195	0	82	149
1986-87	82	2819	651	1207	.539	0	13	.000	292	289	.751	158	308	466	226	206	0	108	168
1987-88	75	2655	617	1161	.531	2	16	.125	242	304	.796	129	245	374	289	175	1	72	155
1988-89	81	2960	702	1282	.548	2	23	.087	251	321	.782	169	320	489	288	175	0	108	182
1989-90	80	2960	711	1298	.548	15	49	.306	248	317	.782	160	318	478	288	190	0	99	160
1990-91	78	3008	716	1455	.492	26	90	.289	212	266	.797	107	249	356	275	117	0	104	127
1991-92	54	2108	450	1007	.447	9	43	.209	166	204	.814	98	207	305	252	89	0	76	127
1992-93	82	2359	510	1142	.447	30	111	.270	171	211	.810	73	174	247	278	87	0	92	137
1993-94	80	1597	340	838	.406	32	111	.288	100	135	.741	48	133	181	154	80	0	45	97
TOT	926	30001	6878	13204	.521	117	486	.241	2447	3184	.769	1561	3147	4708	2791	1975	8	1041	1859
PLAYOFFS																			
G	MIN	FG	FGA	PCT	3P	3A	PCT	FT	FTA	PCT	OFF	DEF	TOT	AST	PF	DQ	STL	TO	BLK
1983-84	21	708	164	274	.599	1	2	.500	42	69	.609	36	69	105	56	57	-	27	39
1984-85	19	626	166	267	.622	1	2	.500	75	111	.676	35	61	96	41	53	-	17	26
1985-86	14	539	121	217	.558	0	4	.000	32	47	.681	22	43	65	45	43	-	16	36
1986-87	18	681	176	298	.591	0	2	.000	73	97	.753	31	70	101	63	42	-	28	40
1987-88	24	806	204	380	.523	1	9	.111	97	128	.758	53	84	139	106	58	-	33	55
1988-89	15	600	153	270	.557	3	8	.375	63	80	.788	37	64	101	42	36	-	18	33
1989-90	9	366	90	181	.497	2	8	.250	36	43	.837	11	39	50	27	18	-	14	22
1990-91	18	733	161	346	.465	4	24	.167	53	72	.736	25	48	73	70	34	-	19	40
1992-93	5	148	32	86	.372	2	8	.250	3	5	.600	7	10	17	13	11	-	5	7
TOT	143	5297	1267	2329	.544	14	67	.209	474	652	.727	257	490	747	463	352	-	177	298

WAYNE YATES - 6-8, 235 - MEMPHIS STATE

NOVEMBER 7, 1937

REGULAR SEASON																			
G	MIN	FG	FGA	PCT	3P	3A	PCT	FT	FTA	PCT	OFF	DEF	TOT	AST	PF	DQ	STL	TO	BLK
1961-62	37	263	31	105	.295	-	-	-	10	22	.455	-	-	94	16	72	1	-	-
PLAYOFFS																			
G	MIN	FG	FGA	PCT	3P	3A	PCT	FT	FTA	PCT	OFF	DEF	TOT	AST	PF	DQ	STL	TO	BLK
1961-62	4	12	3	8	.375	-	-	-	1	2	.500	-	-	5	1	2	-	-	-

NICK YOUNG - 6-7, 210 - USC

JUNE 1, 1985

REGULAR SEASON																			
G	MIN	FG	FGA	PCT	3P	3A	PCT	FT	FTA	PCT	OFF	DEF	TOT	AST	PF	DQ	STL	TO	BLK
2013-14	64	1810	387	889	.435	135	350	.386	235	285	.825	29	137	166	95	156	2	46	95
2014-15	42	1000	174	476	.366	83	225	.369	132	148	.892	17	79	96	41	83	0	23	44
2015-16	54	1033	126	372	.339	77	237	.325	63	76	.829	14	83	97	34	50	0	23	30
2016-17	60	1556	272	633	.430	170	421	.404	77	90	.856	25	113	138	58	137	0	37	36
TOT	220	5399	959	2370	.405	465	1233	.377	507	599	.846	85	412	497	228	426	2	129	205

IVICA ZUBAC - 7-1, 265 - MEGA LEKS (SERBIA)

MARCH 18, 1997

REGULAR SEASON																			
G	MIN	FG	FGA	PCT	3P	3A	PCT	FT	FTA	PCT	OFF	DEF	TOT	AST	PF	DQ	STL	TO	BLK
2016-17	38	609	126	238	.529	0	3	.000	32	49	.653	41	118	159	30	66	0	14	30
2017-18	43	410	61	122	.500	0	1	.000	39	51	.765	45	78	123	25	47	0	8	26
2018-19	33	516	112	193	.580	0	0	57	66	.864	54	108	162	25	73	2	4	33	27
TOT	114	1535	299	553	.541	0	4	.000	128	166	.771	140	304	444	80	186	2	26	89



PLAYOFF HISTORY

- 290** Year-by-Year Results
- 291** All-Time Playoff Win / Loss Records
- 291** Margin of Victory / Defeat
- 291** Head-to-Head vs. Opponents
- 292** Playoff Career Leaders
- 293** All-Time Single-Game Highs
- 294** Lakers Individual Records
- 295** All-Time Highs / Lows
- 296** Opponent Individual Records
- 297** Opponent All-Time Highs / Lows
- 298** Playoff Triple-Doubles
- 299** All-Time Playoff Scores

YEAR-BY-YEAR PLAYOFF RESULTS

(Three Rounds: 1949, 1951-74 / Four Rounds: 1950, 1975-present)

MINNEAPOLIS (^1950 Format: Div. Semis, Div. Finals, NBA Semis, NBA Finals; *Round Robin)

Year	First Round		Division Semifinals		Division Finals		NBA Finals	
	Opponent	W-L	Opponent	W-L	Opponent	W-L	Opponent	W-L
1949	--		Chicago	2-0	Rochester	2-0	Washington	4-2
1950	Chicago	2-0^	Fort Wayne	2-0^	Anderson	2-0^	Syracuse	4-2
1951	--		Indianapolis	2-1	Rochester	1-3	--	
1952	--		Indianapolis	2-0	Rochester	3-1	New York	4-3
1953	--		Indianapolis	2-0	Fort Wayne	3-2	New York	4-1
1954	--		Rochester	1-0*	Rochester	2-1	Syracuse	4-3
			Fort Wayne	2-0*				
1955	--		Rochester	2-1	Fort Wayne	1-3	--	
1956	--		St. Louis	1-2	--	--	--	
1957	--		Fort Wayne	2-0	St. Louis	0-3	--	
1958	--		--	--	--	--	--	
1959	--		Detroit	2-1	St. Louis	4-2	Boston	0-4
1960	--		Detroit	2-0	St. Louis	3-4	--	
Totals (MIN only)		2-0 (1.000)		22-5 (.815)		21-19 (.525)		20-15 (.571)

LOS ANGELES (*All 2020 NBA Playoff games played in Orlando, FL)

Year	First Round		Div./Conf. Semifinals		Div./Conf. Finals		NBA Finals	
	Opponent	W-L	Opponent	W-L	Opponent	W-L	Opponent	W-L
1961	--		Detroit	3-2	St. Louis	3-4	--	
1962	--		Bye	--	Detroit	4-2	Boston	3-4
1963	--		Bye	--	St. Louis	4-3	Boston	2-4
1964	--		St. Louis	2-3	--	--	--	
1965	--		Bye	--	Baltimore	4-2	Boston	1-4
1966	--		Bye	--	St. Louis	4-3	Boston	3-4
1967	--		San Francisco	0-3	--	--	--	
1968	--		Chicago	4-1	San Francisco	4-0	Boston	2-4
1969	--		San Francisco	4-2	Atlanta	4-1	Boston	3-4
1970	--		Phoenix	4-3	Atlanta	4-0	New York	3-4
1971	--		Chicago	4-3	Milwaukee	1-4	--	
1972	--		Chicago	4-0	Milwaukee	4-2	New York	4-1
1973	--		Chicago	4-3	Golden State	4-1	New York	1-4
1974	--		Milwaukee	1-4	--	--	--	
1975	--		--	--	--	--	--	
1976	--		--	--	--	--	--	
1977	Bye		Golden State	4-3	Portland	0-4	--	
1978	Seattle	1-2	--	--	--	--	--	
1979	Denver	2-1	Seattle	1-4	--	--	--	
1980	Bye		Phoenix	4-1	Seattle	4-1	Philadelphia	4-2
1981	Houston	1-2	--	--	--	--	--	
1982	Bye		Phoenix	4-0	San Antonio	4-0	Philadelphia	4-2
1983	Bye		Portland	4-1	San Antonio	4-2	Philadelphia	0-4
1984	Kansas City	3-0	Dallas	4-1	Phoenix	4-2	Boston	3-4
1985	Phoenix	3-0	Portland	4-1	Denver	4-1	Boston	4-2
1986	San Antonio	3-0	Dallas	4-2	Houston	1-4	--	
1987	Denver	3-0	Golden State	4-1	Seattle	4-0	Boston	4-2
1988	San Antonio	3-0	Utah	4-3	Dallas	4-3	Detroit	4-3
1989	Portland	3-0	Seattle	4-0	Phoenix	4-0	Detroit	0-4
1990	Houston	3-1	Phoenix	1-4	--	--	--	
1991	Houston	3-0	Golden State	4-1	Portland	4-2	Chicago	1-4
1992	Portland	1-3	--	--	--	--	--	
1993	Phoenix	2-3	--	--	--	--	--	
1994	--		--	--	--	--	--	
1995	Seattle	3-1	San Antonio	2-4	--	--	--	
1996	Houston	1-3	--	--	--	--	--	
1997	Portland	3-1	Utah	1-4	--	--	--	
1998	Portland	3-1	Seattle	4-1	Utah	0-4	--	
1999	Houston	3-1	San Antonio	0-4	--	--	--	
2000	Sacramento	3-2	Phoenix	4-1	Portland	4-3	Indiana	4-2
2001	Portland	3-0	Sacramento	4-0	San Antonio	4-0	Philadelphia	4-1
2002	Portland	3-0	San Antonio	4-1	Sacramento	4-3	New Jersey	4-0
2003	Minnesota	4-2	San Antonio	2-4	--	--	--	
2004	Houston	4-1	San Antonio	4-2	Minnesota	4-2	Detroit	1-4
2005	--		--	--	--	--	--	
2006	Phoenix	3-4	--	--	--	--	--	
2007	Phoenix	1-4	--	--	--	--	--	
2008	Denver	4-0	Utah	4-2	San Antonio	4-1	Boston	2-4
2009	Utah	4-1	Houston	4-3	Denver	4-2	Orlando	4-1
2010	Oklahoma City	4-2	Utah	4-0	Phoenix	4-2	Boston	4-3
2011	New Orleans	4-2	Dallas	0-4	--	--	--	
2012	Denver	4-3	Oklahoma City	1-4	--	--	--	
2013	San Antonio	0-4	--	--	--	--	--	
2014	--		--	--	--	--	--	
2015	--		--	--	--	--	--	
2016	--		--	--	--	--	--	
2017	--		--	--	--	--	--	
2018	--		--	--	--	--	--	
2019	--		--	--	--	--	--	
2020	Portland	4-1*	Houston	4-1*	Denver	4-1*	Miami	4-2*
2021	Phoenix	2-4	--	--	--	--	--	
2022	--		--	--	--	--	--	
Totals (LA Only)		91-49 (.650)		118-81 (.593)		109-59 (.649)		73-77 (.487)

LAKERS ALL-TIME PLAYOFF RECORDS

ALL-TIME BEST PLAYOFF RECORDS*

	W	L	PCT
Los Angeles Lakers	456	305	.599
Boston Celtics	396	303	.567
Miami Heat	149	118	.558
Golden State Warriors	206	165	.555
San Antonio Spurs	222	181	.551
Cleveland Cavaliers	125	104	.546
Chicago Bulls	187	162	.536
Philadelphia 76ers	241	230	.512
Detroit Pistons	188	182	.508
Phoenix Suns	154	155	.498

ALL-TIME BEST HOME PLAYOFF RECORDS*

	W	L	PCT
Los Angeles Lakers	296	101	.746
Golden State Warriors	131	55	.704
Boston Celtics	259	110	.702
Chicago Bulls	121	54	.691
Miami Heat	96	43	.691
San Antonio Spurs	137	64	.682
Cleveland Cavaliers	77	36	.681
Oklahoma City Thunder	115	54	.680
Detroit Pistons	123	61	.668
New York Knickerbockers	125	63	.665

ALL-TIME BEST ROAD PLAYOFF RECORDS*

	W	L	PCT
Los Angeles Lakers	160	204	.440
San Antonio Spurs	85	117	.421
Boston Celtics	137	193	.415
Miami Heat	53	75	.414
Cleveland Cavaliers	48	68	.414
Golden State Warriors	75	110	.405
Milwaukee Bucks	58	93	.384
Chicago Bulls	66	108	.379
Phoenix Suns	57	96	.373
Philadelphia 76ers	88	151	.368

LARGEST MARGIN OF VICTORY

Date	Opponent	Score	Margin
3/19/56	vs. St. Louis	133-75	58
4/21/73	at Golden State	126-70	56
4/17/86	vs. San Antonio	135-88	47
5/22/85	vs. Denver	153-109	44
4/28/84	vs. Dallas	134-91	43
5/12/09	vs. Houston	118-78	40
4/5/69	at San Francisco	118-78	40
5/25/01	vs. San Antonio	111-72	39
4/29/87	at Denver	140-103	37
4/9/70	vs. Phoenix	129-94	35
4/23/87	vs. Denver	128-95	33
6/3/84	vs. Boston	137-104	33

LARGEST MARGIN OF DEFEAT

Date	Opponent	Score	Margin
6/17/08	at Boston	92-131	39
5/8/11	at Dallas	86-122	38
5/16/98	at Utah	77-112	35
5/27/85	at Boston	114-148	34
3/21/59	at St. Louis	90-124	34
6/16/00	at Indiana	87-120	33
6/6/82	at Philadelphia	102-135	33
4/25/65	at Boston	96-129	33
4/18/65	at Boston	110-142	32
4/26/13	vs. San Antonio	89-120	31
5/6/06	at Phoenix	90-121	31
3/24/59	at St. Louis	97-127	30
6/1/21	at Phoenix	85-115	30

HEAD-TO-HEAD PLAYOFF RESULTS VS. OPPONENTS

Team	G	Record	Series	Team	G	Record	Series	Team	G	Record	Series
Anderson Packers ^A	2	2-0	1-0	Golden State	35	24-11	6-1	Orlando	5	4-1	1-0
Atlanta	54	29-25	5-5	(San Francisco)	11	8-3	2-1	Philadelphia	34	20-14	5-1
(St. Louis)	45	21-24	3-5	(Golden State)	24	16-8	4-0	(Syracuse)	13	8-5	2-0
(Atlanta)	9	8-1	2-0	Houston	40	24-16	6-3	(Philadelphia)	21	12-9	3-1
Boston	74	31-43	3-9	Indiana	6	4-2	1-0	Phoenix	68	40-28	8-5
Brooklyn	4	4-0	1-0	Indianapolis ^A	7	6-1	3-0	Portland	53	36-17	10-2
Charlotte	0	-	-	LA Clippers	0	-	-	Sacramento	36	25-11	8-1
Chicago	28	17-11	4-1	Memphis	0	-	-	(Rochester)	17	11-6	4-1
Chicago Stags ^A	4	4-0	2-0	Miami	6	4-2	1-0	(Kansas City)	3	3-0	1-0
Cleveland	0	-	-	Milwaukee	16	6-10	1-2	(Sacramento)	16	11-5	3-0
Dallas	22	12-10	3-1	Minnesota	12	8-4	2-0	San Antonio	56	34-22	8-4
Denver	33	25-8	7-0	New Orleans	6	4-2	1-0	Toronto	0	-	-
Detroit	47	26-21	9-3	New York	29	16-13	3-2	Utah	31	17-14	4-2
(Ft. Wayne)	15	10-5	4-1	Oklahoma City	41	26-15	6-3	Washington	6	4-2	1-0
(Detroit)	32	16-16	5-2	(Seattle)	30	21-9	5-2	Wash. Capitols ^A	6	4-2	1-0
				(Oklahoma City)	11	5-6	1-1				
TOTALS									761	456-305	111-45
									(.599)		(.712)

* Minimum 20 Games; ^ADefunct Franchise

LAKERS PLAYOFF CAREER LEADERS

POINTS

Kobe Bryant	5,640
Jerry West	4,457
Kareem Abdul-Jabbar	4,070
Earvin Johnson	3,701
Elgin Baylor	3,623
Shaquille O'Neal	3,383
James Worthy	3,022
Byron Scott	2,223
Derek Fisher	1,700
George Mikan	1,680

FIELD GOALS MADE

Kobe Bryant	2,014
Kareem Abdul-Jabbar	1,643
Jerry West	1,622
Elgin Baylor	1,388
Shaquille O'Neal	1,309
Earvin Johnson	1,291
James Worthy	1,267
Byron Scott	864
Pau Gasol	600
Michael Cooper / Derek Fisher	582

3-POINT FG MADE

Kobe Bryant	292
Derek Fisher	219
Michael Cooper	124
Byron Scott	116
Robert Horry	83
Rick Fox	82
Sasha Vujacic	63
LeBron James	62
Nick Van Exel	60
Metta World Peace	59

FREE THROWS MADE

Kobe Bryant	1,320
Jerry West	1,213
Earvin Johnson	1,068
Elgin Baylor	847
Kareem Abdul-Jabbar	784
Shaquille O'Neal	765
George Mikan	554
James Worthy	474
Byron Scott	379
Pau Gasol	358

REBOUNDS

Wilt Chamberlain	1,783
Elgin Baylor	1,724
Shaquille O'Neal	1,630
Kareem Abdul-Jabbar	1,525
Earvin Johnson	1,465
Kobe Bryant	1,119
Pau Gasol	937
A.C. Green	858
Jerry West	855
Lamar Odom	824

ASSISTS

Earvin Johnson	2,346*
Kobe Bryant	1,040
Jerry West	970
Michael Cooper	703
Elgin Baylor	541
Kareem Abdul-Jabbar	540
Derek Fisher	507
Norm Nixon	465
James Worthy	463
Shaquille O'Neal	360

GAMES

Kobe Bryant	220
Derek Fisher	193
Earvin Johnson	190
Kareem Abdul-Jabbar	180
Michael Cooper	168
Jerry West	153
Byron Scott	150
James Worthy	143
Elgin Baylor	134
A.C. Green	126

FIELD GOALS ATTEMPTED

Kobe Bryant	4,499
Jerry West	3,460
Elgin Baylor	3,161
Kareem Abdul-Jabbar	3,024
Earvin Johnson	2,552
Shaquille O'Neal	2,352
James Worthy	2,329
Byron Scott	1,747
George Mikan	1,394
Derek Fisher	1,358

3-POINT FG ATTEMPTED

Kobe Bryant	882
Derek Fisher	543
Michael Cooper	316
Byron Scott	286
Robert Horry	263
Rick Fox	230
Earvin Johnson	212
Nick Van Exel	196
Metta World Peace	195
LeBron James	167

FREE THROWS ATTEMPTED

Kobe Bryant	1,617
Jerry West	1,506
Shaquille O'Neal	1,472
Earvin Johnson	1,274
Elgin Baylor	1,098
Kareem Abdul-Jabbar	1,037
George Mikan	705
Wilt Chamberlain	667
James Worthy	652
Pau Gasol	487

DEFENSIVE REBOUNDS

Earvin Johnson	1,116
Kareem Abdul-Jabbar	1,087
Shaquille O'Neal	1,069
Kobe Bryant	889
Pau Gasol	645
Lamar Odom	605
A.C. Green	542
James Worthy	490
Kurt Rambis	438
Robert Horry	425

OFFENSIVE REBOUNDS

Shaquille O'Neal	561
Kareem Abdul-Jabbar	438
Earvin Johnson	349
A.C. Green	316
Pau Gasol	292
James Worthy	257
Kobe Bryant	230
Lamar Odom	219
Kurt Rambis	189
Robert Horry	183

STEALS

Earvin Johnson	358
Kobe Bryant	310
Derek Fisher	219
Byron Scott	204
Michael Cooper	203
James Worthy	177
Kareem Abdul-Jabbar	169
Robert Horry	120
Norm Nixon	89
Jamaal Wilkes	83

BLOCKS

Kareem Abdul-Jabbar	437
Shaquille O'Neal	310
Pau Gasol	178
Kobe Bryant	144
Andrew Bynum	110
Lamar Odom	97
Michael Cooper	96
James Worthy	96
Elden Campbell	90
Robert Horry	90

MINUTES PLAYED

Kobe Bryant	8,641
Earvin Johnson	7,538
Kareem Abdul-Jabbar	6,646
Jerry West	6,321
Elgin Baylor	5,510
Derek Fisher	5,406
James Worthy	5,297
Shaquille O'Neal	4,992
Byron Scott	4,828
Michael Cooper	4,744

FIELD GOAL % (MIN. 150 FGM)

Kurt Rambis	258-436	.592
Shaquille O'Neal	1309-2352	.557
Anthony Davis	230-421	.546
James Worthy	1267-2329	.544
Kareem Abdul-Jabbar	1643-3024	.543
LeBron James	268-496	.540
Mike McGee	184-341	.540
Wilt Chamberlain	483-909	.531
Pau Gasol	600-1155	.519
Vlade Divac	253-490	.516

3-PT. FIELD GOAL % (MIN. 35 3FG)

Trevor Ariza	41-88	.466
Eddie Jones	51-118	.432
Byron Scott	116-286	.406
Derek Fisher	219-543	.403
Glen Rice	38-95	.400

FREE THROW % (MIN. 100 FT)

Earvin Johnson	1068-1274	.838
Anthony Davis	184-221	.833
Michael Cooper	293-355	.825
Byron Scott	379-463	.819
Kobe Bryant	1320-1617	.816
Gail Goodrich	336-412	.816

SCORING AVERAGE
(MIN. 20 GAMES OR 300 POINTS)

Jerry West	29.1
Shaquille O'Neal	27.7
Elgin Baylor	27.0
LeBron James	26.7
Anthony Davis	25.7
Kobe Bryant	25.6
George Mikan	24.0
Kareem Abdul-Jabbar	22.6
James Worthy	21.1
Earvin Johnson	19.5

* Denotes NBA Record

LAKERS/OPPONENT ALL-TIME SINGLE GAME PLAYOFF HIGHS

LAKERS ALL-TIME SINGLE GAME HIGHS

POINTS

Elgin Baylor	@ BOS	4/14/62	61
Jerry West	vs. BOS	4/23/69	53
Jerry West	vs. BAL	4/5/65	52
Kobe Bryant	vs. PHX	5/4/06	50
Kobe Bryant	vs. DEN	4/23/08	49
Jerry West	vs. BAL	4/3/65	49
Elgin Baylor	vs. DET	3/15/61	49
Kobe Bryant	@ SAC	5/13/01	48
Jerry West	@ BAL	4/9/65	48
Elgin Baylor	@ STL	3/27/61	47
Elgin Baylor	@ DET	3/18/61	47
George Mikan	@ ROC	3/29/52	47

FIELD GOALS MADE

Elgin Baylor	@ BOS	4/14/62	22-46
Jerry West	vs. BOS	4/23/69	21-41
Shaquille O'Neal	vs. SAC	4/23/00	21-33
Shaquille O'Neal	vs. IND	6/7/00	21-31
Jerry West	@ BAL	4/9/65	20-43
Wilt Chamberlain	vs. NYK	5/6/70	20-27
Kobe Bryant	vs. PHX	5/4/06	20-35

FREE THROWS MADE

Kobe Bryant	vs. UTA	5/4/08	21-23
Jerry West	@ DET	4/3/62	20-23
Jerry West	vs. BAL	4/5/65	20-21
Earvin Johnson	vs. GSW	5/8/91	20-22

REBOUNDS

Wilt Chamberlain	vs. CHI	4/4/71	33
Wilt Chamberlain	@ BOS	4/29/69	31
Wilt Chamberlain	vs. BOS	5/1/69	31
Wilt Chamberlain	@ CHI	4/4/72	31
Wilt Chamberlain	vs. SFW	3/26/69	30
Wilt Chamberlain	@ CHI	4/8/73	30
Wilt Chamberlain	vs. GSW	4/19/73	30

ASSISTS

Earvin Johnson	vs. PHX	5/15/84	24
Earvin Johnson	@ POR	5/3/85	23
Earvin Johnson	vs. BOS	6/3/84	21
Earvin Johnson	vs. HOU	4/27/91	21
Earvin Johnson	@ POR	5/18/91	21
Earvin Johnson	@ HOU	5/16/86	20
Earvin Johnson	vs. BOS	6/4/87	20
Earvin Johnson	vs. DAL	5/31/88	20
Earvin Johnson	@ PHX	5/28/89	20
Earvin Johnson	vs. CHI	6/12/91	20

STEALS

Earvin Johnson	vs. POR	4/24/83	7
Byron Scott	@ GSW	5/10/91	7

BLOCKS

Andrew Bynum	vs. DEN	4/29/12	10*
Kareem Abdul-Jabbar	vs. GSW	4/22/77	9
Kareem Abdul-Jabbar	@ POR	5/10/77	8
Kareem Abdul-Jabbar	@ POR	5/1/83	8
Shaquille O'Neal	@ SEA	5/12/98	8
Shaquille O'Neal	vs. PHI	6/8/01	8
Shaquille O'Neal	vs. SAS	5/9/04	8

OPPONENT ALL-TIME SINGLE GAME HIGHS

POINTS

Eric Floyd	@ GSW	5/10/87	51
Allen Iverson	vs. PHI	6/6/01	48

FIELD GOALS MADE

Xavier McDaniel	@ SEA	5/23/87	20-29
Mark Aguirre	@ DAL	5/4/86	19-30

FREE THROWS MADE

Tim Duncan	vs. SAS	5/22/99	19-23
Karl Malone	vs. UTA	5/10/97	18-18

REBOUNDS

Bill Russell	@ BOS	4/18/62	40
Bill Russell	@ BOS	4/16/63	38

ASSISTS

John Stockton	vs. UTA	5/17/88	24
Steve Nash	vs. PHX	4/29/07	23
John Stockton	vs. UTA	5/21/88	20
Tim Hardaway	vs. GSW	5/14/91	20

STEALS

Lionel Hollins	vs. POR	5/8/77	8
Tim Hardaway	vs. GSW	5/8/91	8
Derek Harper	vs. DAL	4/30/86	7

BLOCKS

Hakeem Olajuwon	vs. HOU	4/29/90	10*
Dwight Howard	@ ORL	6/11/09	9
Greg Ostertag	@ UTA	5/12/97	9

* Denotes NBA Record

LAKERS INDIVIDUAL PLAYOFF RECORDS

POINTS

Game	61	Elgin Baylor	@ BOS	4/14/62
Half	33	Elgin Baylor	@ BOS	4/14/62
Quarter	22	Elgin Baylor	vs.DET	3/15/61

FIELD GOAL % (MIN. 8 FGM)

Game	1.000*	Wilt Chamberlain	@ ATL (9-9)	4/17/69
------	--------	------------------	-------------	---------

FIELD GOALS MADE

Game	22	Elgin Baylor	@ BOS	4/14/62
Half	13	Shaquille O'Neal	vs. SAC	4/23/00
Quarter	10	Gail Goodrich	vs. GSW	4/25/73

FIELD GOALS ATTEMPTED

Game	46	Elgin Baylor	@ BOS	4/14/62
Half	25	Elgin Baylor	@ BOS	4/14/62
Quarter	13	Kobe Bryant	@ SAS	5/13/03
	13	Kobe Bryant	@ SAS	5/10/02
	13	Kobe Bryant	@ SAS	5/5/03
	13	Mike McGee	vs. DEN	5/22/85
	13	Gail Goodrich	vs. GSW	4/25/73
	13	Elgin Baylor	@ BOS	4/14/62

3-POINT FIELD GOALS MADE

Game	7	Robert Horry	@ UTA	5/6/97
	7	Nick Van Exel	vs. SEA	5/4/95
Half	5	Robert Horry	@ UTA	5/6/97
	5	Kobe Bryant	@ POR	6/2/00
	5	Kobe Bryant	@ SAS	5/13/03
	5	Kobe Bryant	vs. DEN	5/8/12
	5	LeBron James	@ PHX	6/1/21

3-POINT FIELD GOALS ATTEMPTED

Game	13	Nick Van Exel	vs. SEA	5/4/95
Half	11	Kobe Bryant	@ SAS	5/13/03

3-POINT FIELD GOAL % (MIN. 5 ATT.)

Game	1.000*	Robert Horry (7-7)	@ UTA	5/6/97
	1.000	Byron Scott (5-5)	vs. GSW	5/5/91

FREE THROWS MADE WITHOUT A MISS

Game	18	Kobe Bryant	vs. OKC	5/18/12
Half	14	Jerry West	vs. BAL	4/5/65
Quarter	11	Larry Spriggs	vs. DAL	4/28/84

FREE THROWS MADE

Game	21	Kobe Bryant	vs. UTA	5/4/08
Half	19*	Earvin Johnson	vs. GSW	5/8/91
Quarter	12	Shaquille O'Neal	vs. POR	5/20/00

FREE THROWS ATTEMPTED

Game	39*	Shaquille O'Neal	vs. IND	6/9/00
Half	27	Shaquille O'Neal	vs. POR	5/20/00
Quarter	25*	Shaquille O'Neal	vs. POR	5/20/00

REBOUNDS

Game	33	Wilt Chamberlain	vs. CHI	4/4/71
Half	19	Wilt Chamberlain	vs. CHI	4/19/71

OFFENSIVE REBOUNDS

Game	11	Pau Gasol	vs. DEN	5/12/12
	11	Shaquille O'Neal	vs. SAC	5/6/01

DEFENSIVE REBOUNDS

Game	19	Shaquille O'Neal	vs. IND	6/9/00
------	----	------------------	---------	--------

ASSISTS

Game	24*	Earvin Johnson	vs. PHX	5/15/94
Half	15*	Earvin Johnson	@ POR	5/3/85
Quarter	10	Earvin Johnson	@ POR	5/18/91
	10	Earvin Johnson	vs. HOU	4/27/91
	10	Earvin Johnson	vs. DEN	5/22/85

STEALS

Game	7	Earvin Johnson	vs. POR	4/24/83
	7	Byron Scott	@ GSW	5/10/91
Half	6	Byron Scott	@ GSW	5/10/91
Quarter	4	Brian Shaw	vs. SAC	5/6/01
	4	Kobe Bryant	vs. BOS	6/6/10

BLOCKED SHOTS

Game	10*	Andrew Bynum	vs. DEN	4/29/12
Half	6	Shaquille O'Neal	vs. SAS	5/14/02
	6	Andrew Bynum	vs. DEN	4/29/12
Quarter	5	Shaquille O'Neal	vs. PHI	6/8/01

* Denotes NBA Record

LAKERS ALL-TIME PLAYOFF HIGHS / LOWS

(Records for fewest/lowest exclude games & seasons before introduction of shot clock in 1954-55)

CONSECUTIVE WINS

Overall	13		1988-89
One Season	11		1989, 2001
At Home	14	Minneapolis	1949-51
	13	Los Angeles	1987-88
On the Road	12*	Los Angeles	2000-02

MOST POINTS

Game	153	vs. DEN	5/22/85
Half	82	vs. DEN	4/23/87
Quarter	51*	vs. DET	3/31/62
OT Period	22*	vs. NYK	5/1/70

MOST FG MADE

Game	67*	vs. DEN	5/22/85
------	-----	---------	---------

MOST FG ATTEMPTED

Game	116	twice, last vs. DEN	5/22/85
------	-----	---------------------	---------

HIGHEST FG %

Game	.663	vs. SAS (57-86)	4/17/86
------	------	-----------------	---------

MOST 3-POINT FG MADE

Game	19	vs. HOU	9/12/20
------	----	---------	---------

MOST 3-POINT FG ATTEMPTED

Game	47	vs. MIA	10/2/20
------	----	---------	---------

HIGHEST 3-POINT FG %

Game	1.000	vs. DEN (4-4)	5/11/85
------	-------	---------------	---------

MOST FT MADE

Game	49	vs. DEN	4/25/87
	49	vs. STL	3/21/56

MOST FT ATTEMPTED

Game	68	vs. ATL	4/12/70
	68	vs. STL	3/21/56

HIGHEST FT %

Game	1.000	@ DEN (24-24)	5/29/09
	1.000	@ BOS (10-10)	6/8/08
	.976	vs. OKC (41-42)	5/18/12

MOST REBOUNDS

Game	81	vs. STL	3/24/61
------	----	---------	---------

MOST OFFENSIVE REBOUNDS

Game	28	vs. SEA	4/14/78
------	----	---------	---------

MOST DEFENSIVE REBOUNDS

Game	45	@ DEN	4/29/87
	45	vs. MIA	9/30/20

MOST ASSISTS

Game	44	vs. PHX	4/9/70
	44	vs. NYK	5/6/70
	44	vs. BOS	6/4/87

MOST STEALS

Game	19	vs. GSW	5/4/77
	19	vs. GSW	4/19/77

MOST BLOCKED SHOTS

Game	15	vs. DEN	4/29/12
------	----	---------	---------

MOST PERSONAL FOULS

Game	47	@ FTW	3/30/53
------	----	-------	---------

MOST TURNOVERS

Game	28	@ POR	5/5/85
------	----	-------	--------

CONSECUTIVE LOSSES

Overall	7	2012-20
One Season	4	1977, 1983, 1989, 1998, 1999
		2011, 2013
At Home	4	1983, 2012-2020
On the Road	14	1973-74, 1977-79

FEWEST POINTS

Game	68	@ DET	6/10/04
Half	28	@ MIL	4/7/74
Quarter	8	vs. POR	5/22/00
	8	vs. MIL	4/9/72
OT Period	0	@ FTW	3/22/55
	4	@ UTA	5/12/97
	4	vs. CHI	6/7/91

FEWEST FG MADE

Game	23	@ UTA	5/16/98
------	----	-------	---------

FEWEST FG ATTEMPTED

Game	62	vs. POR	4/27/97
------	----	---------	---------

LOWEST FG %

Game	.272	vs. MIL (28-103)	4/9/72
------	------	------------------	--------

FEWEST 3-PT FG MADE

Game	0	several, last vs. SAC	5/8/01
------	---	-----------------------	--------

FEWEST 3-PT FG ATTEMPTED

Game	0	@ KCK	4/22/84
	0	vs. BOS	6/6/84

LOWEST 3-PT FG %

Game	.000	several, last vs. SAC	5/8/01
------	------	-----------------------	--------

FEWEST FT MADE

Game	3	@ PHI	5/26/83
------	---	-------	---------

FEWEST FT ATTEMPTED

Game	5	@ PHI	5/26/83
------	---	-------	---------

LOWEST FT %

Game	.389	@ SAS (7-18)	5/5/04
------	------	--------------	--------

FEWEST REBOUNDS

Game	24	@ POR	4/23/92
------	----	-------	---------

FEWEST OFFENSIVE REBOUNDS

Game	2	@ BOS	6/17/08
------	---	-------	---------

FEWEST DEFENSIVE REBOUNDS

Game	16	@ ORL	6/9/09
	16	@ DET	6/16/88

FEWEST ASSISTS

Game	7	@ PHX	5/2/07
	7	vs. STL	3/21/59

FEWEST PERSONAL FOULS

Game	11	@ CHI	3/29/68
	12	@ GSW	4/21/73
	12	vs. DAL	5/2/11

FEWEST TURNOVERS

Game	5	@ HOU	4/23/04
	5	vs. IND	6/19/00

* Denotes NBA Record

OPPONENT INDIVIDUAL PLAYOFF RECORDS

POINTS

Game	51	Eric Floyd	@ GSW	5/10/87
Half	39	Eric Floyd	@ GSW	5/10/87
Quarter	29	Eric Floyd	@ GSW	5/10/87

MOST FG MADE WITHOUT A MISS

Game	11	Scott Wedman	@ BOS	5/27/85
------	----	--------------	-------	---------

FG MADE

Game	20	Xavier McDaniel	@ SEA	5/23/87
Half	15	Eric Floyd	@ GSW	5/10/87
Quarter	12	Eric Floyd	@ GSW	5/10/87

FG ATTEMPTED

Game	41	Allen Iverson	vs. PHI	6/6/01
------	----	---------------	---------	--------

3-PT FG MADE WITHOUT A MISS

Game	6	Peja Stojakovic	vs. DAL	5/8/11
------	---	-----------------	---------	--------

3-PT FG MADE

Game	9	Jason Terry	@ DAL	5/8/11
Half	7	Ray Allen	vs. BOS	6/6/10
	7	Devin Booker	vs. PHX	6/3/21
Quarter	6	Devin Booker	vs. PHX	6/3/21

3-PT FG ATTEMPTED

Game	13	Duncan Robinson	vs. MIA	10/9/20
	13	Damian Lillard	vs. POR	8/18/20
	13	Vernon Maxwell	vs. HOU	4/27/91
Half	9	CJ McCollum	@ POR	8/22/20
	9	Scottie Pippen	@ HOU	5/15/99
Quarter	7	CJ McCollum	@ POR	8/22/20

FT MADE WITHOUT A MISS

Game	18	Karl Malone	vs. UTA	5/10/97
Half	12	Tim Duncan	vs. SAS	5/22/99
	12	George Gervin	vs. SAS	5/9/82
Quarter	10	Paul Pierce	vs. BOS	6/15/08
	10	Devin Booker	@ PHX	5/25/21

FT MADE

Game	19	Tim Duncan	vs. SAS	5/22/99
Half	12	Tim Duncan	vs. SAS	5/22/99
	12	George Gervin	vs. SAS	5/9/82

FT ATTEMPTED

Game	23	Tim Duncan	vs. SAS	5/22/99
Half	15	Amar'e Stoudemire	@ PHX	5/2/07
Quarter	12	Allen Iverson	@ PHI	6/10/01

OFFENSIVE REBOUNDS

Game	12	Larry Smith	vs. GSW	5/12/87
Half	10	Larry Smith	vs. GSW	5/12/87
Quarter	6	Roy Tarpley	@ DAL	5/27/88

DEFENSIVE REBOUNDS

Game	20*	Tim Duncan	vs. SAS	5/14/02
Half	13	Carlos Boozer	@ UTA	4/23/09
	13	Tim Duncan	vs. SAS	5/14/02
Quarter	9	Carlos Boozer	@ UTA	4/23/09
	9	Tim Duncan	vs. SAS	5/5/02
	9	James Donaldson	@ DAL	5/8/86

REBOUNDS

Game	40	Bill Russell	@ BOS (OT)	4/18/62
	38	Bill Russell	@ BOS	4/16/63
Half	n/a	-	-	-
Quarter	19*	Bill Russell	@ BOS (OT)	4/18/62

ASSISTS

Game	24*	John Stockton	vs. UTA	5/17/88
Half	15*	Steve Nash	vs. PHX	4/29/07
Quarter	8	Chris Paul	vs. NOH	4/26/11
	8	Chris Paul	vs. NOH	4/17/11
	8	Deron Williams	@ UTA	5/16/08
	8	Steve Nash	vs. PHX	4/29/07
	8	Jason Kidd	@ PHX	5/14/00
	8	John Stockton	vs. UTA	5/17/88

STEALS

Game	8	Lionel Hollins	vs. POR	5/8/77
	8	Tim Hardaway	vs. GSW	5/8/91
Half	6	Lionel Hollins	vs. POR	5/8/77
Quarter	4	Chuck Hayes	vs. HOU	5/17/09
	4	Rajon Rondo	@ BOS	6/17/08
	4	Latrell Sprewell	vs. MIN	5/25/04
	4	Doug Christie	vs. SAC	5/6/01
	4	Hakeem Olajuwon	vs. HOU	4/25/96

BLOCKED SHOTS

Game	10*	Hakeem Olajuwon	vs. HOU	4/29/90
Half	7	Mark Eaton	vs. UTAH	5/10/88

* Denotes NBA Record

OPPONENT ALL-TIME PLAYOFF HIGHS / LOWS

(Records for fewest/lowest exclude games & seasons before introduction of shot clock in 1954-55)

MOST POINTS

Game	148	@ BOS	5/27/85
Half	81	@ PHI	6/6/82
Quarter	45	@ DAL	5/4/86

HIGHEST FG %

Game	.625	@ ORL (40-64)	6/9/09
------	------	---------------	--------

MOST FG MADE

Game	62	@ BOS	5/27/85
------	----	-------	---------

MOST FG ATTEMPTED

Game	125	@ STL	5/21/61
------	-----	-------	---------

HIGHEST 3-PT FG %

Game	1.000*	@ DAL (5-5)	5/4/86
	1.000*	vs. POR (2-2)	4/30/85
	.778	@ BOS (7-9)	5/27/85

MOST 3-PT FG MADE

Game	22	vs. HOU	9/6/20
------	----	---------	--------

MOST 3-PT FG ATTEMPTED

Game	53	vs. HOU	9/6/20
------	----	---------	--------

HIGHEST FT %

Game	1.000*	@ PHX (18-18)	4/26/06
	1.000*	@ HOU (14-14)	9/8/20

MOST FT MADE

Game	43	@ BOS	6/12/84
------	----	-------	---------

MOST FT ATTEMPTED

Game	70*	@ STL	3/17/56
------	-----	-------	---------

MOST REBOUNDS

Game	82	@ BOS	4/8/62
------	----	-------	--------

MOST OFFENSIVE REBOUNDS

Game	28	@ SEA	5/25/87
------	----	-------	---------

MOST DEFENSIVE REBOUNDS

Game	45	vs. POR	8/18/20
------	----	---------	---------

MOST ASSISTS

Game	44	vs. PHX	4/9/80
Half	25	@ PHI	6/6/82

MOST PERSONAL FOULS

Game	38	vs. IND	6/9/00
------	----	---------	--------

MOST STEALS

Game	18	@ BOS	6/17/08
Half	11	several, last vs. SA	4/29/88

MOST BLOCKED SHOTS

Game	17	vs. OKC	4/20/10
------	----	---------	---------

MOST TURNOVERS

Game	26	vs. NYK	4/30/72
------	----	---------	---------

FEWEST POINTS

Game	65	vs. PHX	5/16/00
Half	23*	vs. PHX	5/16/00
Quarter	8	vs. UTA	5/8/88

LOWEST FG %

Game	.233*	@ GSW (27-116)	4/23/73
------	-------	----------------	---------

FEWEST FG MADE

Game	23	vs. ORL	6/4/09
	23	vs. PHX	5/7/00
	23	vs. UTA	5/8/97

FEWEST FG ATTEMPTED

Game	60	vs. SAS	5/23/99
------	----	---------	---------

LOWEST 3-PT FG %

Game	.000	several, last @ CHI	6/5/91
------	------	---------------------	--------

FEWEST 3-PT FG MADE

Game	0	several, last @ CHI	6/5/91
------	---	---------------------	--------

FEWEST 3-PT FG ATTEMPTED

Game	0	several, last @ HOU	5/16/86
------	---	---------------------	---------

LOWEST FT %

Game	.429	@ SAS (9-21)	5/2/04
	.429	vs. DEN (9-21)	4/23/87

FEWEST FT MADE

Game	5	vs. SAS	5/23/08
------	---	---------	---------

FEWEST FT ATTEMPTED

Game	8	@ CHI	6/5/91
------	---	-------	--------

FEWEST REBOUNDS

Game	18*	vs. SAS	4/17/86
Half	4	vs. SAS	4/17/86

FEWEST OFFENSIVE REBOUNDS

Game	1*	@ PHX	5/6/06
	1*	@ HOU	9/10/20

FEWEST DEFENSIVE REBOUNDS

Game	13	vs. SAS	4/17/86
------	----	---------	---------

FEWEST ASSISTS

Game	6	@ CHI	3/29/68
------	---	-------	---------

FEWEST PERSONAL FOULS

Game	11	@ PHX	4/22/07
------	----	-------	---------

FEWEST STEALS

Game	1	@ HOU	4/23/04
	1	vs. SAC	4/27/00

FEWEST BLOCKED SHOTS

Game	0	vs. UTA	4/19/09
	0	@ DAL	5/8/96
	0	vs. POR	5/24/91

FEWEST TURNOVERS

Game	3*	vs. NOH	4/17/11
------	----	---------	---------

* Denotes NBA Record

LAKERS ALL-TIME PLAYOFF TRIPLE-DOUBLES

EARVIN "MAGIC" JOHNSON (30)

4/8/80	vs. PHX	13 Pts, 12 Reb, 16 Ast	W	119-110*
4/9/80	vs. PHX	25 Pts, 13 Reb, 11 Ast	W	131-128*
4/25/80	@ SEA	14 Pts, 11 Reb, 10 Ast	W	104-100
4/30/80	vs. SEA	20 Pts, 10 Reb, 10 Ast	W	111-105
5/14/80	vs. PHI	14 Pts, 15 Reb, 10 Ast	W	108-103
4/27/82	vs. PHX	23 Pts, 10 Reb, 10 Ast	W	115-96
4/28/82	vs. PHX	19 Pts, 12 Reb, 12 Ast	W	117-98
5/2/82	@ PHX	15 Pts, 11 Reb, 12 Ast	W	112-107
5/9/82	vs. SAS	13 Pts, 16 Reb, 14 Ast	W	128-117
6/8/82	vs. PHI	13 Pts, 13 Reb, 13 Ast	W	114-104
5/10/83	vs. SAS	28 Pts, 12 Reb, 12 Ast	L	113-122
5/13/83	@ SAS	13 Pts, 11 Reb, 13 Ast	W	113-100
5/18/83	vs. SAS	16 Pts, 11 Reb, 19 Ast	L	112-117
4/22/84	@ KCK	17 Pts, 10 Reb, 13 Ast	W	108-102
5/6/84	@ DAL	14 Pts, 11 Reb, 16 Ast	W	122-115*
5/25/84	@ PHX	16 Pts, 11 Reb, 13 Ast	W	99-97
6/3/84	vs. BOS	14 Pts, 11 Reb, 21 Ast	W	137-104
6/6/84	vs. BOS	20 Pts, 11 Reb, 17 Ast	L	125-129*
6/5/85	vs. BOS	20 Pts, 11 Reb, 12 Ast	L	105-107
6/9/85	@ BOS	14 Pts, 10 Reb, 14 Ast	W	111-100
4/23/86	@ SAS	14 Pts, 10 Reb, 17 Ast	W	114-94
5/4/86	@ DAL	29 Pts, 15 Reb, 14 Ast	L	118-120
5/18/86	@ HOU	20 Pts, 12 Reb, 11 Ast	L	95-105
5/5/87	vs. GSW	25 Pts, 12 Reb, 14 Ast	W	125-116
5/9/87	@ GSW	20 Pts, 10 Reb, 14 Ast	W	133-108
5/19/87	vs. SEA	20 Pts, 10 Reb, 10 Ast	W	112-104
5/5/81	vs. GSW	21 Pts, 10 Reb, 17 Ast	W	126-116
5/14/91	vs. GSW	28 Pts, 14 Reb, 12 Ast	W	124-119*
6/2/91	@ CHI	19 Pts, 10 Reb, 11 Ast	W	93-91
6/12/91	vs. CHI	16 Pts, 11 Reb, 20 Ast	L	101-108

LEBRON JAMES (5)

8/18/20	vs. POR	23 Pts, 17 Reb, 16 Ast	L	100-93
8/29/20	vs. POR	36 Pts, 10 Reb, 10 Ast	W	131-122
9/22/20	@ POR	30 Pts, 10 Reb, 11 Ast	L	114-106
9/26/20	vs. DEN	38 Pts, 16 Reb, 10 Ast	W	117-107
10/11/20	@ MIA	28 Pts, 14 Reb, 10 Ast	W	106-93

ELGIN BAYLOR (4)

3/24/61	vs. STL	25 Pts, 18 Reb, 10 Ast	W	118-112
3/25/64	vs. STL	23 Pts, 16 Reb, 11 Ast	W	107-105
4/20/69	vs. ATL	29 Pts, 11 Reb, 12 Ast	W	104-96
4/29/70	vs. NYK	13 Pts, 12 Reb, 11 Ast	L	108-111*

ANDREW BYNUM (1)

4/29/12	vs. DEN	10 Pts, 13 Reb, 10 Blk	W	103-88
---------	---------	------------------------	---	--------

WILT CHAMBERLAIN (1)

4/7/70	@ PHX	12 Pts, 26 Reb, 11 Ast	W	104-93
--------	-------	------------------------	---	--------

PAU GASOL (1)

4/26/13	vs. SAS	11 Pts, 13 Reb, 10 Ast	L	89-120
---------	---------	------------------------	---	--------

JERRY WEST (1)

5/5/69	vs. BOS	42 Pts, 13 Reb, 12 Ast	L	106-108
--------	---------	------------------------	---	---------

JAMES WORTHY (1)

6/21/88	@ DET	36 Pts, 16 Reb, 10 Ast	W	108-105
---------	-------	------------------------	---	---------

1949**Western Division Semifinals (2-0)**

3/23	vs. Chicago	84-77	W	1-0
3/24	@ Chicago	101-85	W	2-0

Western Division Finals (2-0)

3/27	@ Rochester	80-79	W	1-0
3/29	vs. Rochester	67-55	W	2-0

NBA Finals (4-2)

4/4	vs. Washington	88-84	W	1-0
4/6	vs. Washington	76-62	W	2-0
4/8	@ Washington	94-74	W	3-0
4/9	@ Washington	71-83	L	3-1
4/11	@ Washington	66-74	L	3-2
4/13	vs. Washington	77-56	W	4-2

1950**Central Division Semifinals (2-0)**

3/22	vs. Chicago	85-75	W	1-0
3/25	@ Chicago	75-67	W	2-0

Central Division Finals (2-0)

3/27	vs. Ft. Wayne	93-79	W	1-0
3/28	@ Ft. Wayne	89-82	W	2-0

NBA Semifinals (2-0)

4/5	vs. Anderson	75-50	W	1-0
4/6	@ Anderson	90-71	W	2-0

NBA Finals (4-2)

4/8	@ Syracuse	68-66	W	1-0
4/9	@ Syracuse	85-91	L	1-1
4/14	vs. Syracuse	91-77	W	2-1
4/16	vs. Syracuse	77-69	W	3-1
4/20	@ Syracuse	76-83	L	3-2
4/23	vs. Syracuse	110-95	W	4-2

1951**Western Division SemiFinals (2-1)**

3/21	vs. Indianapolis	95-81	W	1-0
3/23	@ Indianapolis	88-108	L	1-1
3/25	vs. Indianapolis	85-80	W	2-1

Western Division Finals (1-3)

3/29	vs. Rochester	76-73	W	1-0
3/31	vs. Rochester	66-70	L	1-1
4/1	@ Rochester	70-83	L	1-2
4/3	@ Rochester	75-80	L	1-3

1952**Western Division Semifinals (2-0)**

3/23	vs. Indianapolis	78-70	W	1-0
3/25	@ Indianapolis	94-87	W	2-0

Western Division Finals (3-1)

3/29	@ Rochester	78-88	L	0-1
3/30	@ Rochester	83-78	W	1-1
4/5	vs. Rochester	77-67	W	2-1
4/6	vs. Rochester	82-80	W	3-1

NBA Finals (4-3)

4/12	vs. New York	83-79	W	1-0
4/13	vs. New York	72-80	L	1-1
4/16	@ New York	83-77	W	2-1
4/18	@ New York	89-90	L	2-2
4/20	vs. New York	102-89	W	3-2
4/23	@ New York	68-76	L	3-3
4/25	vs. New York	82-65	W	4-3

1953**Western Division Semifinals (2-0)**

3/22	vs. Indianapolis	85-69	W	1-0
3/23	@ Indianapolis	81-79	W	2-0

Western Division Finals (3-2)

3/26	vs. Ft. Wayne	83-73	W	1-0
3/28	vs. Ft. Wayne	82-75	W	2-0
3/30	@ Ft. Wayne	95-98	L	2-1
4/1	@ Ft. Wayne	82-85	L	2-2
4/2	vs. Ft. Wayne	74-58	W	3-2

NBA Finals (4-1)

4/4	vs. New York	88-96	L	0-1
4/5	vs. New York	73-71	W	1-1
4/7	@ New York	90-75	W	2-1
4/8	@ New York	71-69	W	3-1
4/10	@ New York	91-84	W	4-1

1954**Western Division Round Robin (3-0)**

3/17	vs. Rochester	109-88	W	1-0
3/18	@ Ft. Wayne	90-85	W	2-0
3/20	vs. Ft. Wayne	78-73	W	3-0

Western Division Finals (2-1)

3/24	vs. Rochester	89-76	W	1-0
3/27	@ Rochester	73-74	L	1-1
3/28	vs. Rochester	78-73	W	2-1

NBA Finals (4-3)

3/31	vs. Syracuse	79-68	W	1-0
4/3	vs. Syracuse	60-62	L	1-1
4/4	@ Syracuse	81-67	W	2-1
4/8	@ Syracuse	69-80	L	2-2
4/10	@ Syracuse	84-73	W	3-2
4/11	vs. Syracuse	63-65	L	3-3
4/12	vs. Syracuse	87-80	W	4-3

1955**Western Division Semifinals (2-1)**

3/16	vs. Rochester	82-78	W	1-0
3/18	@ Rochester	92-94	L	1-1
3/19	vs. Rochester	119-110	W	2-1

Western Division Finals (1-3)

3/20	@ Ft. Wayne	79-96	L	0-1
3/22	@ Ft. Wayne	97-98	L	0-2
3/23	vs. Ft. Wayne	99-91	W	1-2
3/27	vs. Ft. Wayne	96-105	L	1-3

1956**Western Division Semifinals (1-2)**

3/17	@ St. Louis	115-116	L	0-1
3/19	vs. St. Louis	133-75	W	1-1
3/21	vs. St. Louis	115-116	L	1-2

1957**Western Division Semifinals (2-0)**

3/17	vs. Ft. Wayne	131-127	W	1-0
3/19	@ Ft. Wayne	110-108	W	2-0

Western Division Finals (0-3)

3/21	@ St. Louis	109-118	L	0-1
3/24	@ St. Louis	104-106	L	0-2
3/25	vs. St. Louis	135-143 (20T)	L	0-3

ALL-TIME PLAYOFF SCORES

1959

Western Division Semifinals (2-1)				
3/14	vs. Detroit	92-89	W	1-0
3/15	@ Detroit	103-117	L	1-1
3/18	vs. Detroit	129-102	W	2-1
Western Division Finals (4-2)				
3/21	@ St. Louis	90-124	L	0-1
3/22	vs. St. Louis	106-98	W	1-1
3/24	@ St. Louis	97-127	L	1-2
3/26	vs. St. Louis	108-98	W	2-2
3/28	@ St. Louis	98-97	W	3-2
3/29	vs. St. Louis	106-104	W	4-2

NBA Finals (0-4)				
4/4	@ Boston	115-118	L	0-1
4/5	@ Boston	108-128	L	0-2
4/7	vs. Boston	110-123	L	0-3
4/9	vs. Boston	113-118	L	0-4

1960

Western Division Semifinals (2-0)				
3/12	@ Detroit	113-112	W	1-0
3/13	vs. Detroit	114-99	W	2-0
Western Division Finals (3-4)				
3/16	@ St. Louis	99-112	L	0-1
3/17	@ St. Louis	120-113	W	1-1
3/19	vs. St. Louis	89-93	L	1-2
3/20	vs. St. Louis	103-101	W	2-2
3/22	@ St. Louis	117-110	W	3-2
3/24	vs. St. Louis	96-117	L	3-3
3/26	@ St. Louis	86-97	L	3-4

1961

Western Division Semifinals (3-2)				
3/14	vs. Detroit	120-102	W	1-0
3/15	vs. Detroit	120-118	W	2-0
3/17	@ Detroit	113-124	L	2-1
3/18	@ Detroit	114-123	L	2-2
3/19	vs. Detroit	137-120	W	3-2
Western Division Finals (3-4)				
3/21	@ St. Louis	122-118	W	1-0
3/22	@ St. Louis	106-121	L	1-1
3/24	vs. St. Louis	118-112	W	2-1
3/25	vs. St. Louis	117-118	L	2-2
3/27	@ St. Louis	121-112	W	3-2
3/29	vs. St. Louis	113-114 (OT)	L	3-3
4/1	@ St. Louis	103-105	L	3-4

1962

Western Division Finals (4-2)				
3/24	vs. Detroit	132-108	W	1-0
3/25	vs. Detroit	127-112	W	2-0
3/27	@ Detroit	111-106	W	3-0
3/29	@ Detroit	117-118	L	3-1
3/31	vs. Detroit	125-132	L	3-2
4/3	@ Detroit	123-117	W	4-2
NBA Finals (3-4)				
4/7	@ Boston	108-122	L	0-1
4/8	@ Boston	129-122	W	1-1
4/10	vs. Boston	117-115	W	2-1
4/11	vs. Boston	103-115	L	2-2
4/14	@ Boston	126-121	W	3-2
4/16	vs. Boston	105-119	L	3-3
4/18	@ Boston	107-110 (OT)	L	3-4

1963

Western Division Finals (4-3)				
3/31	vs. St. Louis	112-104	W	1-0
4/2	vs. St. Louis	101-99	W	2-0
4/4	@ St. Louis	112-125	L	2-1
4/6	@ St. Louis	114-124	L	2-2
4/7	vs. St. Louis	123-100	W	3-2
4/9	@ St. Louis	113-121	L	3-3
4/11	vs. St. Louis	115-100	W	4-3
NBA Finals (2-4)				
4/14	@ Boston	114-117	L	0-1
4/16	@ Boston	106-116	L	0-2
4/17	vs. Boston	119-99	W	1-2
4/19	vs. Boston	105-108	L	1-3
4/21	@ Boston	126-119	W	2-3
4/24	vs. Boston	109-112	L	2-4

1964

Western Division Semifinals (2-3)				
3/21	@ St. Louis	104-115	L	0-1
3/22	@ St. Louis	90-106	L	0-2
3/25	vs. St. Louis	107-105	W	1-2
3/28	vs. St. Louis	97-88	W	2-2
3/30	@ St. Louis	108-121	L	2-3

1965

Western Division Finals (4-2)				
4/3	vs. Baltimore	121-115	W	1-0
4/5	vs. Baltimore	118-115	W	2-0
4/7	@ Baltimore	115-122	L	2-1
4/9	@ Baltimore	112-114	L	2-2
4/11	vs. Baltimore	120-112	W	3-2
4/13	@ Baltimore	117-115	W	4-2
NBA Finals (1-4)				
4/18	@ Boston	110-142	L	0-1
4/19	@ Boston	123-129	L	0-2
4/21	vs. Boston	126-105	W	1-2
4/23	vs. Boston	99-112	L	1-3
4/25	@ Boston	96-129	L	1-4

1966

Western Division Finals (4-3)				
4/1	vs. St. Louis	129-106	W	1-0
4/3	vs. St. Louis	125-116	W	2-0
4/6	@ St. Louis	113-120	L	2-1
4/9	@ St. Louis	107-95	W	3-1
4/10	vs. St. Louis	100-112	L	3-2
4/13	@ St. Louis	127-131	L	3-3
4/15	vs. St. Louis	130-121	W	4-3
NBA Finals (3-4)				
4/17	@ Boston	133-129 (OT)	W	1-0
4/19	@ Boston	109-129	L	1-1
4/20	vs. Boston	106-120	L	1-2
4/22	vs. Boston	117-122	L	1-3
4/24	@ Boston	121-117	W	2-3
4/26	vs. Boston	123-115	W	3-3
4/28	@ Boston	93-95	L	3-4

1967

Western Division Semifinals (0-3)				
3/21	@ San Francisco	108-124	L	0-1
3/23	vs. San Francisco	102-113	L	0-2
3/26	@ San Francisco	115-122	L	0-3

1968**Western Division Semifinals (4-1)**

3/24	vs. Chicago	109-101	W	1-0
3/25	vs. Chicago	111-106	W	2-0
3/27	@ Chicago	98-104	L	2-1
3/29	@ Chicago	93-87	W	3-1
3/31	vs. Chicago	122-99	W	4-1

Western Division Finals (4-0)

4/5	vs. San Francisco	133-105	W	1-0
4/10	vs. San Francisco	115-112	W	2-0
4/11	@ San Francisco	128-124	W	3-0
4/13	@ San Francisco	106-100	W	4-0

NBA Finals (2-4)

4/21	@ Boston	101-107	L	0-1
4/24	@ Boston	123-113	W	1-1
4/26	vs. Boston	119-127	L	1-2
4/28	vs. Boston	119-105	W	2-2
4/30	@ Boston	117-120 (OT)	L	2-3
5/2	vs. Boston	109-124	L	2-4

1969**Western Division Semifinals (4-2)**

3/26	vs. San Francisco	94-99	L	0-1
3/28	vs. San Francisco	101-107	L	0-2
3/31	@ San Francisco	115-98	W	1-2
4/2	@ San Francisco	103-88	W	2-2
4/4	vs. San Francisco	103-98	W	3-2
4/5	@ San Francisco	118-78	W	4-2

Western Division Finals (4-1)

4/11	vs. Atlanta	95-93	W	1-0
4/13	vs. Atlanta	104-102	W	2-0
4/15	@ Atlanta	80-99	L	2-1
4/17	@ Atlanta	100-85	W	3-1
4/20	vs. Atlanta	104-96	W	4-1

NBA Finals (3-4)

4/23	vs. Boston	120-118	W	1-0
4/25	vs. Boston	118-112	W	2-0
4/27	@ Boston	105-111	L	2-1
4/29	@ Boston	88-89	L	2-2
5/1	vs. Boston	117-104	W	3-2
5/3	@ Boston	90-99	L	3-3
5/5	vs. Boston	106-108	L	3-4

1970**Western Division Semifinals (4-3)**

3/25	vs. Phoenix	128-112	W	1-0
3/29	vs. Phoenix	101-114	L	1-1
4/2	@ Phoenix	98-112	L	1-2
4/4	@ Phoenix	102-112	L	1-3
4/5	vs. Phoenix	138-121	W	2-3
4/7	@ Phoenix	104-93	W	3-3
4/9	vs. Phoenix	129-94	W	4-3

Western Division Finals (4-0)

4/12	@ Atlanta	119-115	W	1-0
4/14	@ Atlanta	105-94	W	2-0
4/16	vs. Atlanta	115-114 (OT)	W	3-0
4/19	vs. Atlanta	133-114	W	4-0

NBA Finals (3-4)

4/24	@ New York	112-124	L	0-1
4/27	@ New York	105-103	W	1-1
4/29	vs. New York	108-111 (OT)	L	1-2
5/1	vs. New York	121-115 (OT)	W	2-2
5/4	@ New York	100-107	L	2-3
5/6	vs. New York	135-113	W	3-3
5/8	@ New York	99-113	L	3-4

1971**Western Conference Semifinals (4-3)**

3/24	vs. Chicago	100-99	W	1-0
3/26	vs. Chicago	105-95	W	2-0
3/28	@ Chicago	98-106	L	2-1
3/30	@ Chicago	102-112	L	2-2
4/1	vs. Chicago	115-86	W	3-2
4/4	@ Chicago	99-113	L	3-3
4/6	vs. Chicago	109-98	W	4-3

Western Conference Finals (1-4)

4/9	@ Milwaukee	85-106	L	0-1
4/11	@ Milwaukee	73-91	L	0-2
4/14	vs. Milwaukee	118-107	W	1-2
4/16	vs. Milwaukee	94-117	L	1-3
4/18	@ Milwaukee	98-116	L	1-4

1972**Western Conference Semifinals (4-0)**

3/28	vs. Chicago	95-80	W	1-0
3/30	vs. Chicago	131-124	W	2-0
4/2	@ Chicago	108-101	W	3-0
4/4	@ Chicago	108-97	W	4-0

Western Conference Finals (4-2)

4/9	vs. Milwaukee	72-93	L	0-1
4/12	vs. Milwaukee	135-134	W	1-1
4/14	@ Milwaukee	108-105	W	2-1
4/16	@ Milwaukee	88-114	L	2-2
4/18	vs. Milwaukee	115-90	W	3-2
4/22	@ Milwaukee	104-100	W	4-2

NBA Finals (4-1)

4/26	vs. New York	92-114	L	0-1
4/30	vs. New York	106-92	W	1-1
5/3	@ New York	107-96	W	2-1
5/5	@ New York	116-111 (OT)	W	3-1
5/7	vs. New York	114-100	W	4-1

1973**Western Conference Semifinals (4-3)**

3/30	vs. Chicago	107-104	W	1-0
4/1	vs. Chicago	108-93	W	2-0
4/6	@ Chicago	86-96	L	2-1
4/8	@ Chicago	94-98	L	2-2
4/10	vs. Chicago	123-102	W	3-2
4/13	@ Chicago	93-101	L	3-3
4/15	vs. Chicago	95-92	W	4-3

Western Conference Finals (4-1)

4/17	vs. Golden State	101-99	W	1-0
4/19	vs. Golden State	104-93	W	2-0
4/21	@ Golden State	126-70	W	3-0
4/23	@ Golden State	109-117	L	3-1
4/25	vs. Golden State	128-118	W	4-1

NBA Finals (1-4)

5/1	vs. New York	115-112	W	1-0
5/3	vs. New York	95-99	L	1-1
5/6	@ New York	83-87	L	1-2
5/8	@ New York	98-103	L	1-3
5/10	vs. New York	93-102	L	1-4

1974**Western Conference Semifinals (1-4)**

3/29	@ Milwaukee	95-99	L	0-1
3/31	@ Milwaukee	90-109	L	0-2
4/2	vs. Milwaukee	98-96	W	1-2
4/4	vs. Milwaukee	90-112	L	1-3
4/7	@ Milwaukee	92-114	L	1-4

ALL-TIME PLAYOFF SCORES

1977

Western Conference Semifinals (4-3)

4/20	vs. Golden State	115-106	W	1-0
4/22	vs. Golden State	95-86	W	2-0
4/24	@ Golden State	105-109	L	2-1
4/26	@ Golden State	103-114	L	2-2
4/29	vs. Golden State	112-105	W	3-2
5/1	@ Golden State	106-115	L	3-3
5/4	vs. Golden State	97-84	W	4-3

Western Conference Finals (0-4)

5/6	vs. Portland	109-121	L	0-1
5/8	vs. Portland	97-99	L	0-2
5/10	@ Portland	97-102	L	0-3
5/13	@ Portland	101-105	L	0-4

1978

Western Conference First Round (1-2)

4/12	@ Seattle	90-102	L	0-1
4/14	vs. Seattle	105-99	W	1-1
4/16	@ Seattle	102-111	L	1-2

1979

Western Conference First Round (2-1)

4/10	@ Denver	105-110	L	0-1
4/13	vs. Denver	121-109	W	1-1
4/15	@ Denver	112-111	W	2-1

Western Conference Semifinals (1-4)

4/17	@ Seattle	101-112	L	0-1
4/18	@ Seattle	103-108 (OT)	L	0-2
4/20	vs. Seattle	118-112 (OT)	W	1-2
4/22	vs. Seattle	115-117	L	1-3
4/25	@ Seattle	100-106	L	1-4

1980

Western Conference Semifinals (4-1)

4/8	vs. Phoenix	119-110 (OT)	W	1-0
4/9	vs. Phoenix	131-128 (OT)	W	2-0
4/11	@ Phoenix	108-105	W	3-0
4/13	@ Phoenix	101-127	L	3-1
4/15	vs. Phoenix	126-101	W	4-1

Western Conference Finals (4-1)

4/22	vs. Seattle	108-107	L	0-1
4/23	vs. Seattle	108-99	W	1-1
4/25	@ Seattle	104-100	W	2-1
4/27	@ Seattle	98-93	W	3-1
4/30	vs. Seattle	111-105	W	4-1

NBA Finals (4-2)

5/4	vs. Philadelphia	109-102	W	1-0
5/7	vs. Philadelphia	104-107	L	1-1
5/10	@ Philadelphia	111-101	W	2-1
5/11	@ Philadelphia	102-105	L	2-2
5/14	vs. Philadelphia	108-103	W	3-2
5/16	@ Philadelphia	123-107	W	4-2

1981

Western Conference First Round (1-2)

5/1	vs. Houston	107-111	L	0-1
5/3	@ Houston	111-106	W	1-1
5/5	vs. Houston	86-89	L	1-2

1982

Western Conference Semifinals (4-0)

4/27	vs. Phoenix	115-96	W	1-0
4/28	vs. Phoenix	117-98	W	2-0
4/30	@ Phoenix	114-106	W	3-0
5/2	@ Phoenix	112-107	W	4-0

Western Conference Finals (4-0)

5/9	vs. San Antonio	128-117	W	1-0
5/11	vs. San Antonio	110-101	W	2-0
5/14	@ San Antonio	118-108	W	3-0
5/15	@ San Antonio	128-123	W	4-0

NBA Finals (4-2)

5/27	@ Philadelphia	124-117	W	1-0
5/30	@ Philadelphia	94-110	L	1-1
6/1	vs. Philadelphia	129-108	W	2-1
6/3	vs. Philadelphia	111-101	W	3-1
6/6	@ Philadelphia	102-135	L	3-2
6/8	vs. Philadelphia	114-104	W	4-2

1983

Western Conference Semifinals (4-1)

4/24	vs. Portland	118-97	W	1-0
4/26	vs. Portland	112-106	W	2-0
4/29	@ Portland	115-109 (OT)	W	3-0
5/1	@ Portland	95-108	L	3-1
5/3	vs. Portland	116-108	W	4-1

Western Conference Finals (4-2)

5/8	vs. San Antonio	119-107	W	1-0
5/10	vs. San Antonio	113-122	L	1-1
5/13	@ San Antonio	113-100	W	2-1
5/15	@ San Antonio	129-121	W	3-1
5/18	vs. San Antonio	112-117	L	3-2
5/20	@ San Antonio	101-100	W	4-2

NBA Finals (0-4)

5/22	@ Philadelphia	107-113	L	0-1
5/26	@ Philadelphia	93-103	L	0-2
5/29	vs. Philadelphia	94-111	L	0-3
5/31	vs. Philadelphia	108-115	L	0-4

1984

Western Conference First Round (3-0)

4/18	vs. Kansas City	116-105	W	1-0
4/20	vs. Kansas City	109-102	W	2-0
4/22	@ Kansas City	108-102	W	3-0

Western Conference Semifinals (4-1)

4/28	vs. Dallas	134-91	W	1-0
5/1	vs. Dallas	109-101	W	2-0
5/4	@ Dallas	115-125	L	2-1
5/6	@ Dallas	122-115 (OT)	W	3-1
5/8	vs. Dallas	115-99	W	4-1

Western Conference Finals (4-2)

5/12	vs. Phoenix	110-94	W	1-0
5/15	vs. Phoenix	118-102	W	2-0
5/18	@ Phoenix	127-135 (OT)	L	2-1
5/20	@ Phoenix	126-115	W	3-1
5/23	vs. Phoenix	121-126	L	3-2
5/25	@ Phoenix	99-97	W	4-2

NBA Finals (3-4)

5/27	@ Boston	115-109	W	1-0
5/31	@ Boston	121-124 (OT)	L	1-1
6/3	vs. Boston	137-104	W	2-1
6/6	vs. Boston	125-129 (OT)	L	2-2
6/8	@ Boston	103-121	L	2-3
6/10	vs. Boston	119-108	W	3-3
6/12	@ Boston	102-111	L	3-4

1985**Western Conference First Round (3-0)**

4/18	vs. Phoenix	142-114	W	1-0
4/20	vs. Phoenix	147-130	W	2-0
4/23	@ Phoenix	119-103	W	3-0

Western Conference Semifinals (4-1)

4/27	vs. Portland	105-101	W	1-0
4/30	vs. Portland	134-118	W	2-0
5/3	@ Portland	130-126	W	3-0
5/5	@ Portland	107-115	L	3-1
5/7	vs. Portland	139-120	W	4-1

Western Conference Finals (4-1)

5/11	vs. Denver	139-122	W	1-0
5/14	vs. Denver	114-136	L	1-1
5/17	@ Denver	136-118	W	2-1
5/19	@ Denver	120-116	W	3-1
5/22	vs. Denver	153-109	W	4-1

NBA Finals (4-2)

5/27	@ Boston	114-148	L	0-1
5/30	@ Boston	109-102	W	1-1
6/2	vs. Boston	136-111	W	2-1
6/5	vs. Boston	105-107	L	2-2
6/7	vs. Boston	120-111	W	3-2
6/9	@ Boston	111-100	W	4-2

1986**Western Conference First Round (3-0)**

4/17	vs. San Antonio	135-88	W	1-0
4/19	vs. San Antonio	122-94	W	2-0
4/23	@ San Antonio	114-94	W	3-0

Western Conference Semifinals (4-2)

4/27	vs. Dallas	130-116	W	1-0
4/30	vs. Dallas	117-113	W	2-0
5/2	@ Dallas	108-110	L	2-1
5/4	@ Dallas	118-120	L	2-2
5/6	vs. Dallas	116-113	W	3-2
5/8	@ Dallas	120-107	W	4-2

Western Conference Finals (1-4)

5/10	vs. Houston	119-107	W	1-0
5/13	vs. Houston	102-112	L	1-1
5/16	@ Houston	109-117	L	1-2
5/18	@ Houston	95-105	L	1-3
5/21	vs. Houston	112-114	L	1-4

1987**Western Conference First Round (3-0)**

4/23	vs. Denver	128-95	W	1-0
4/25	vs. Denver	139-127	W	2-0
4/29	@ Denver	140-103	W	3-0

Western Conference Semifinals (4-1)

5/5	vs. Golden State	125-116	W	1-0
5/7	vs. Golden State	116-101	W	2-0
5/9	@ Golden State	133-108	W	3-0
5/10	@ Golden State	121-139	L	3-1
5/12	vs. Golden State	118-106	W	4-1

Western Conference Finals (4-0)

5/16	vs. Seattle	92-87	W	1-0
5/19	vs. Seattle	112-104	W	2-0
5/23	@ Seattle	122-121	W	3-0
5/25	@ Seattle	133-102	W	4-0

NBA Finals (4-2)

6/2	vs. Boston	126-113	W	1-0
6/4	vs. Boston	141-122	W	2-0
6/7	@ Boston	103-109	L	2-1
6/9	@ Boston	107-106	W	3-1
6/11	@ Boston	108-123	L	3-2
6/14	vs. Boston	106-93	W	4-2

1988**Western Conference First Round (3-0)**

4/29	vs. San Antonio	122-110	W	1-0
5/1	vs. San Antonio	130-112	W	2-0
5/3	@ San Antonio	109-107	W	3-0

Western Conference Semifinals (4-3)

5/8	vs. Utah	110-91	W	1-0
5/10	vs. Utah	97-101	L	1-1
5/13	@ Utah	89-96	L	1-2
5/15	@ Utah	113-100	W	2-2
5/17	vs. Utah	111-109	W	3-2
5/19	@ Utah	80-108	L	3-3
5/21	vs. Utah	109-98	W	4-3

Western Conference Finals (4-3)

5/23	vs. Dallas	113-98	W	1-0
5/25	vs. Dallas	123-101	W	2-0
5/27	@ Dallas	94-106	L	2-1
5/29	@ Dallas	104-118	L	2-2
5/31	vs. Dallas	119-102	W	3-2
6/2	@ Dallas	103-105	L	3-3
6/4	vs. Dallas	117-102	W	4-3

NBA Finals (4-3)

6/7	vs. Detroit	103-105	L	0-1
6/9	vs. Detroit	108-96	W	1-1
6/12	@ Detroit	99-86	W	2-1
6/14	@ Detroit	86-111	L	2-2
6/16	@ Detroit	94-104	L	2-3
6/19	vs. Detroit	103-102	W	3-3
6/21	vs. Detroit	108-105	W	4-3

1989**Western Conference First Round (3-0)**

4/27	vs. Portland	128-108	W	1-0
4/30	vs. Portland	113-105	W	2-0
5/3	@ Portland	116-108	W	3-0

Western Conference Semifinals (4-0)

5/7	vs. Seattle	113-102	W	1-0
5/10	vs. Seattle	130-108	W	2-0
5/12	@ Seattle	91-86	W	3-0
5/14	@ Seattle	97-95	W	4-0

Western Conference Finals (4-0)

5/20	vs. Phoenix	127-119	W	1-0
5/23	vs. Phoenix	101-95	W	2-0
5/26	@ Phoenix	110-107	W	3-0
5/28	@ Phoenix	122-117	W	4-0

NBA Finals (0-4)

6/6	@ Detroit	97-109	L	0-1
6/8	@ Detroit	105-108	L	0-2
6/11	vs. Detroit	110-114	L	0-3
6/13	vs. Detroit	97-105	L	0-4

1990**Western Conference First Round (3-1)**

4/27	vs. Houston	101-89	W	1-0
4/29	vs. Houston	104-100	W	2-0
5/1	@ Houston	108-114	L	2-1
5/3	@ Houston	109-88	W	3-1

Western Conference Semifinals (1-4)

5/8	vs. Phoenix	102-104	L	0-1
5/10	vs. Phoenix	124-100	W	1-1
5/12	@ Phoenix	103-117	L	1-2
5/13	@ Phoenix	101-114	L	1-3
5/15	vs. Phoenix	103-106	L	1-4

ALL-TIME PLAYOFF SCORES

1991

Western Conference First Round (3-0)

4/25	vs. Houston	94-92	W	1-0
5/27	vs. Houston	109-98	W	2-0
5/30	@ Houston	94-90	W	3-0

Western Conference Semifinals (4-1)

5/5	vs. Golden State	126-116	W	1-0
5/8	vs. Golden State	124-125	L	1-1
5/10	@ Golden State	115-112	W	2-1
5/12	@ Golden State	123-107	W	3-1
5/14	vs. Golden State	124-119 (OT)	W	4-1

Western Conference Finals (4-2)

5/18	@ Portland	111-106	W	1-0
5/21	@ Portland	98-109	L	1-1
5/24	vs. Portland	106-92	W	2-1
5/26	vs. Portland	116-95	W	3-1
5/28	@ Portland	84-95	L	3-2
5/30	vs. Portland	91-90	W	4-2

NBA Finals (1-4)

6/2	@ Chicago	93-91	W	1-0
6/5	@ Chicago	86-107	L	1-1
6/7	vs. Chicago	96-104 (OT)	L	1-2
6/9	vs. Chicago	82-97	L	1-3
6/12	vs. Chicago	101-108	L	1-4

1992

Western Conference First Round (1-3)

4/23	@ Portland	102-115	L	0-1
4/25	@ Portland	79-101	L	0-2
4/29	vs. Portland	121-119 (OT)	W	1-2
5/3	vs. Portland*	76-102	L	1-3

1993

Western Conference First Round (2-3)

4/30	@ Phoenix	107-103	W	1-0
5/2	@ Phoenix	86-81	W	2-0
5/4	vs. Phoenix	102-107	L	2-1
5/6	vs. Phoenix	86-101	L	2-2
5/9	@ Phoenix	104-112 (OT)	L	2-3

1995

Western Conference First Round (3-1)

4/27	@ Seattle	71-96	L	0-1
4/29	@ Seattle	84-82	W	1-1
5/1	vs. Seattle	105-101	W	2-1
5/4	vs. Seattle	114-110	W	3-1

Western Conference Semifinals (2-4)

5/6	@ San Antonio	94-110	L	0-1
5/8	@ San Antonio	90-97 (OT)	L	0-2
5/12	vs. San Antonio	92-85	W	1-2
5/14	vs. San Antonio	71-80	L	1-3
5/16	@ San Antonio	98-96 (OT)	W	2-3
5/18	vs. San Antonio	88-100	L	2-4

1996

Western Conference First Round (1-3)

4/25	vs. Houston	83-87	L	0-1
4/27	vs. Houston	104-94	W	1-1
4/30	@ Houston	98-104	L	1-2
5/2	@ Houston	94-102	L	1-3

1997

Western Conference First Round (3-1)

4/25	vs. Portland	95-77	W	1-0
4/27	vs. Portland	107-93	W	2-0
4/30	@ Portland	90-98	L	2-1
5/2	@ Portland	95-91	W	3-1

Western Conference Semifinals (1-4)

5/4	@ Utah	77-93	L	0-1
5/6	@ Utah	101-103	L	0-2
5/8	vs. Utah	104-84	W	1-2
5/10	vs. Utah	95-110	L	1-3
5/12	@ Utah	93-98	L	1-4

1998

Western Conference First Round (3-1)

4/24	vs. Portland	104-102	W	1-0
4/26	vs. Portland	108-99	W	2-0
4/28	@ Portland	94-99	L	2-1
4/30	@ Portland	110-99	W	3-1

Western Conference Semifinals (4-1)

5/4	@ Seattle	92-106	L	0-1
5/6	@ Seattle	92-68	W	1-1
5/8	vs. Seattle	119-103	W	2-1
5/10	vs. Seattle	112-100	W	3-1
5/12	@ Seattle	110-95	W	4-1

Western Conference Finals (0-4)

5/16	@ Utah	77-112	L	0-1
5/18	@ Utah	95-99	L	0-2
5/22	vs. Utah	98-109	L	0-3
5/24	vs. Utah	92-96	L	0-4

1999

Western Conference First Round (3-1)

5/9	vs. Houston	101-100	W	1-0
5/11	vs. Houston	110-98	W	2-0
5/13	@ Houston	88-102	L	2-1
5/15	@ Houston	98-88	W	3-1

Western Conference Semifinals (0-4)

5/17	@ San Antonio	81-87	L	0-1
5/19	@ San Antonio	76-79	L	0-2
5/22	vs. San Antonio	91-103	L	0-3
5/23	vs. San Antonio	107-118	L	0-4

2000

Western Conference First Round (3-2)

4/23	vs. Sacramento	117-107	W	1-0
4/27	vs. Sacramento	113-89	W	2-0
4/30	@ Sacramento	91-99	L	2-1
5/2	@ Sacramento	88-101	L	2-2
5/5	vs. Sacramento	113-86	W	3-2

Western Conference Semifinals (4-1)

5/7	vs. Phoenix	105-77	W	1-0
5/10	vs. Phoenix	97-96	W	2-0
5/12	@ Phoenix	105-99	W	3-0
5/14	@ Phoenix	98-117	L	3-1
5/16	vs. Phoenix	87-65	W	4-1

Western Conference Finals (4-3)

5/20	vs. Portland	109-94	W	1-0
5/22	vs. Portland	77-106	L	1-1
5/26	@ Portland	93-91	W	2-1
5/28	@ Portland	103-91	W	3-1
5/30	vs. Portland	88-96	L	3-2
6/2	@ Portland	93-103	L	3-3
6/4	vs. Portland	89-84	W	4-3

NBA Finals (4-2)

6/7	vs. Indiana	104-87	W	1-0
6/9	vs. Indiana	111-104	W	2-0
6/11	@ Indiana	91-100	L	2-1
6/14	@ Indiana	120-118 (OT)	W	3-1
6/16	@ Indiana	87-120	L	3-2
6/19	vs. Indiana	116-111	W	4-2

* Game played in Las Vegas

2001**Western Conference First Round (3-0)**

4/22	vs. Portland	106-93	W	1-0
4/26	vs. Portland	106-88	W	2-0
4/29	@ Portland	99-86	W	3-0

Western Conference Semifinals (4-0)

5/6	vs. Sacramento	108-105	W	1-0
5/8	vs. Sacramento	96-90	W	2-0
5/11	@ Sacramento	103-81	W	3-0
5/13	@ Sacramento	119-113	W	4-0

Western Conference Finals (4-0)

5/19	@ San Antonio	104-90	W	1-0
5/21	@ San Antonio	88-81	W	2-0
5/25	vs. San Antonio	111-72	W	3-0
5/27	vs. San Antonio	111-82	W	4-0

NBA Finals (4-1)

6/6	vs. Philadelphia	101-107 (OT)	L	0-1
6/8	vs. Philadelphia	98-89	W	1-1
6/10	@ Philadelphia	96-91	W	2-1
6/13	@ Philadelphia	100-86	W	3-1
6/15	@ Philadelphia	108-96	W	4-1

2002**Western Conference First Round (3-0)**

4/21	vs. Portland	95-87	W	1-0
4/25	vs. Portland	103-96	W	2-0
4/28	@ Portland	92-91	W	3-0

Western Conference Semifinals (4-1)

5/5	vs. San Antonio	86-80	W	1-0
5/7	vs. San Antonio	85-88	L	1-1
5/10	@ San Antonio	99-89	W	2-1
5/12	@ San Antonio	87-85	W	3-1
5/14	vs. San Antonio	93-87	W	4-1

Western Conference Finals (4-3)

5/18	@ Sacramento	106-99	W	1-0
5/20	@ Sacramento	90-96	L	1-1
5/24	vs. Sacramento	90-103	L	1-2
5/26	vs. Sacramento	100-99	W	2-2
5/28	@ Sacramento	91-92	L	2-3
5/31	vs. Sacramento	106-102	W	3-3
6/2	@ Sacramento	112-106 (OT)	W	4-3

NBA Finals (4-0)

6/5	vs. New Jersey	99-94	W	1-0
6/7	vs. New Jersey	106-83	W	2-0
6/9	@ New Jersey	106-103	W	3-0
6/12	@ New Jersey	113-107	W	4-0

2003**Western Conference First Round (4-2)**

4/20	@ Minnesota	117-98	W	1-0
4/22	@ Minnesota	91-119	L	1-1
4/24	vs. Minnesota	110-114 (OT)	L	1-2
4/27	vs. Minnesota	102-97	W	2-2
4/29	@ Minnesota	120-90	W	3-2
5/1	vs. Minnesota	101-85	W	4-2

Western Conference Semifinals (2-4)

5/5	@ San Antonio	82-87	L	0-1
5/7	@ San Antonio	95-114	L	0-2
5/9	vs. San Antonio	110-95	W	1-2
5/11	vs. San Antonio	99-95	W	2-2
5/13	@ San Antonio	94-96	L	2-3
5/15	vs. San Antonio	82-110	L	2-4

2004**Western Conference First Round (4-1)**

4/17	vs. Houston	72-71	W	1-0
4/19	vs. Houston	98-84	W	2-0
4/23	@ Houston	91-102	L	2-1
4/25	@ Houston	92-88	W	3-1
4/28	vs. Houston	97-78	W	4-1

Western Conference Semifinals (4-2)

5/2	@ San Antonio	78-88	L	0-1
5/5	@ San Antonio	85-95	L	0-2
5/9	vs. San Antonio	105-81	W	1-2
5/11	vs. San Antonio	98-90	W	2-2
5/13	@ San Antonio	74-73	W	3-2
5/15	vs. San Antonio	88-76	W	4-2

Western Conference Finals (4-2)

5/21	@ Minnesota	97-88	W	1-0
5/23	@ Minnesota	71-89	L	1-1
5/25	vs. Minnesota	100-89	W	2-1
5/27	vs. Minnesota	92-85	W	3-1
5/29	@ Minnesota	96-98	L	3-2
5/31	vs. Minnesota	96-90	W	4-2

NBA Finals (1-4)

6/6	vs. Detroit	75-87	L	0-1
6/8	vs. Detroit	99-91	W	1-1
6/10	@ Detroit	68-88	L	1-2
6/13	@ Detroit	80-88	L	1-3
6/15	@ Detroit	87-100	L	1-4

2006**Western Conference First Round (3-4)**

4/23	@ Phoenix	102-107	L	0-1
4/26	@ Phoenix	99-93	W	1-1
4/28	vs. Phoenix	99-92	W	2-1
4/30	vs. Phoenix	99-98 (OT)	W	3-1
5/2	@ Phoenix	97-114	L	3-2
5/4	vs. Phoenix	118-126 (OT)	L	3-3
5/6	@ Phoenix	90-121	L	3-4

2007**Western Conference First Round (1-4)**

4/22	@ Phoenix	87-95	L	0-1
4/24	@ Phoenix	98-126	L	0-2
4/26	vs. Phoenix	95-89	W	1-2
4/29	vs. Phoenix	100-113	L	1-3
5/2	@ Phoenix	110-119	L	1-4

2008**Western Conference First Round (4-0)**

4/20	vs. Denver	128-114	W	1-0
4/23	vs. Denver	122-107	W	2-0
4/26	@ Denver	102-84	W	3-0
4/28	@ Denver	107-101	W	4-0

Western Conference Semifinals (4-2)

5/4	vs. Utah	109-98	W	1-0
5/7	vs. Utah	120-110	W	2-0
5/9	@ Utah	99-104	L	2-1
5/11	@ Utah	115-123 (OT)	L	2-2
5/14	vs. Utah	111-104	W	3-2
5/16	@ Utah	108-105	W	4-2

Western Conference Finals (4-1)

5/21	vs. San Antonio	89-85	W	1-0
5/23	vs. San Antonio	101-71	W	2-0
5/25	@ San Antonio	84-103	L	2-1
5/27	@ San Antonio	93-91	W	3-1
5/29	vs. San Antonio	100-92	W	4-1

NBA Finals (2-4)

6/5	@ Boston	88-98	L	0-1
6/8	@ Boston	102-108	L	0-2
6/10	vs. Boston	87-81	W	1-2
6/12	vs. Boston	91-97	L	1-3
6/15	vs. Boston	103-98	W	2-3
6/17	@ Boston	92-131	L	2-4

ALL-TIME PLAYOFF SCORES

2009

Western Conference First Round (4-1)				
4/19	vs. Utah	113-100	W	1-0
4/21	vs. Utah	119-109	W	2-0
4/23	@ Utah	86-88	L	2-1
4/25	@ Utah	108-94	W	3-1
4/27	vs. Utah	107-96	W	4-1
Western Conference Semifinals (4-3)				
5/4	vs. Houston	92-100	L	0-1
5/6	vs. Houston	111-98	W	1-1
5/8	@ Houston	108-94	W	2-1
5/10	@ Houston	87-99	L	2-2
5/12	vs. Houston	118-78	W	3-2
5/14	@ Houston	80-95	L	3-3
5/17	vs. Houston	89-70	W	4-3
Western Conference Finals (4-2)				
5/19	vs. Denver	105-103	W	1-0
5/21	vs. Denver	103-106	L	1-1
5/23	@ Denver	103-97	W	2-1
5/25	@ Denver	101-120	L	2-2
5/27	vs. Denver	103-94	W	3-2
5/29	@ Denver	119-92	W	4-2
NBA Finals (4-1)				
6/4	vs. Orlando	100-75	W	1-0
6/7	vs. Orlando	101-96 (OT)	W	2-0
6/9	@ Orlando	104-108	L	2-1
6/11	@ Orlando	99-91 (OT)	W	3-1
6/14	@ Orlando	99-86	W	4-1

2010

Western Conference First Round (4-2)				
4/18	vs. Oklahoma City	87-79	W	1-0
4/20	vs. Oklahoma City	95-92	W	2-0
4/22	@ Oklahoma City	96-101	L	2-1
4/24	@ Oklahoma City	89-110	L	2-2
4/27	vs. Oklahoma City	111-87	W	3-2
4/30	@ Oklahoma City	95-94	W	4-2
Western Conference Semifinals (4-0)				
5/2	vs. Utah	104-99	W	1-0
5/4	vs. Utah	111-103	W	2-0
5/8	@ Utah	111-110	W	3-0
5/10	@ Utah	111-96	W	4-0
Western Conference Finals (4-2)				
5/17	vs. Phoenix	128-107	W	1-0
5/19	vs. Phoenix	124-112	W	2-0
5/23	@ Phoenix	109-118	L	2-1
5/25	@ Phoenix	106-115	L	2-2
5/27	vs. Phoenix	103-101	W	3-2
5/29	@ Phoenix	111-103	W	4-2
NBA Finals (4-3)				
6/3	vs. Boston	102-89	W	1-0
6/6	vs. Boston	94-103	L	1-1
6/8	@ Boston	91-84	W	2-1
6/10	@ Boston	89-96	L	2-2
6/13	@ Boston	86-92	L	2-3
6/15	vs. Boston	89-67	W	3-3
6/17	vs. Boston	83-79	W	4-3

2011

Western Conference First Round (4-2)				
4/17	vs. New Orleans	100-109	L	0-1
4/20	vs. New Orleans	87-78	W	1-1
4/22	@ New Orleans	100-86	W	2-1
4/24	@ New Orleans	88-93	L	2-2
4/26	vs. New Orleans	106-90	W	3-2
4/28	@ New Orleans	98-80	W	4-2
Western Conference Semifinals (0-4)				
5/2	vs. Dallas	94-96	L	0-1
5/4	vs. Dallas	81-93	L	0-2
5/6	@ Dallas	92-98	L	0-3
5/8	@ Dallas	86-122	L	0-4

2012

Western Conference First Round (4-3)				
4/29	vs. Denver	103-88	W	1-0
5/1	vs. Denver	104-100	W	2-0
5/4	@ Denver	84-99	L	2-1
5/6	@ Denver	92-88	W	3-1
5/8	vs. Denver	99-102	L	3-2
5/10	@ Denver	96-113	L	3-3
5/12	vs. Denver	96-87	W	4-3
Western Conference Semifinals (1-4)				
5/14	@ Oklahoma City	90-119	L	0-1
5/16	@ Oklahoma City	75-77	L	0-2
5/18	vs. Oklahoma City	99-96	W	1-2
5/19	vs. Oklahoma City	100-103	L	1-3
5/21	@ Oklahoma City	90-106	L	1-4

2013

Western Conference First Round (0-4)				
4/21	@ San Antonio	79-91	L	0-1
4/24	@ San Antonio	91-102	L	0-2
4/26	vs. San Antonio	89-120	L	0-3
4/28	vs. San Antonio	82-103	L	1-4

2020

(All games played in Orlando, FL)

Western Conference First Round (4-1)				
8/18	vs. Portland	93-100	L	0-1
8/20	vs. Portland	111-88	W	1-1
8/22	@ Portland	116-108	W	2-1
8/24	@ Portland	135-115	W	3-1
8/29	vs. Portland	131-122	W	4-1
Western Conference Semifinals (4-1)				
9/4	vs. Houston	97-112	L	0-1
9/6	vs. Houston	117-109	W	1-1
9/8	@ Houston	112-110	W	2-1
9/10	@ Houston	110-100	W	3-1
9/12	vs. Houston	119-96	W	4-1
Western Conference Finals (4-1)				
9/18	vs. Denver	126-114	W	1-0
9/20	vs. Denver	105-103	W	2-0
9/22	@ Denver	106-114	L	2-1
9/24	@ Denver	114-108	W	3-1
9/26	vs. Denver	117-107	W	4-1
NBA Finals (4-2)				
9/30	vs. Miami	116-98	W	1-0
10/2	vs. Miami	124-114	W	2-0
10/4	@ Miami	104-115	L	2-1
10/6	@ Miami	102-96	W	3-1
10/9	vs. Miami	108-111	L	3-2
10/11	@ Miami	106-93	W	4-2

2021

Western Conference First Round (2-4)				
5/23	@ Phoenix	90-99	L	0-1
5/25	@ Phoenix	109-102	W	1-1
5/27	vs. Phoenix	109-95	W	2-1
5/30	vs. Phoenix	92-100	L	2-2
6/1	@ Phoenix	85-115	L	2-3
6/3	vs. Phoenix	100-113	L	2-4



THE OPPONENTS

308	Atlanta Hawks	323	Milwaukee Bucks
309	Boston Celtics	324	Minnesota Timberwolves
310	Brooklyn Nets	325	New Orleans Pelicans
311	Charlotte Hornets	326	New York Knicks
312	Chicago Bulls	327	Oklahoma City Thunder
313	Cleveland Cavaliers	328	Orlando Magic
314	Dallas Mavericks	329	Philadelphia 76ers
315	Denver Nuggets	330	Phoenix Suns
316	Detroit Pistons	331	Portland Trail Blazers
317	Golden State Warriors	332	Sacramento Kings
318	Houston Rockets	333	San Antonio Spurs
319	Indiana Pacers	334	Toronto Raptors
320	LA Clippers	335	Utah Jazz
321	Memphis Grizzlies	336	Washington Wizards
322	Miami HEAT		



101 Marietta St. NW, Suite 1900, Atlanta, GA 30303
phone: (404) 878-3800 / www.hawks.com

BASKETBALL DIRECTORY / GENERAL INFORMATION

Principal Owner & Chair of Board of Directors/NBA Governor:
Tony Ressler
President of Basketball Operations: Travis Schlenk
General Manager: Landry Fields
Head Coach: Nate McMillan
Assistant Coaches: Joe Prunty, Mike Longabardi, Jamelle McMillan, Matt Hill, Nick Van Exel
Head Athletic Trainer: Scottie Parker
Public Relations: Garin Narain, Jon Steinberg, Billy Hartman
Home Court: State Farm Arena (16,951) - opened in 1999
Colors: Torch Red, Infinity Black, Legacy Yellow, Granite Gray
Radio: 92.9 FM The Game - Steve Holman, Mike Conti
Television: Bally Sports Southeast - Bob Rathbun, Dominique Wilkins, Lauren Jbara

FRANCHISE TIMELINE / LAKERS RECORD

Tri-Cities Blackhawks	(founded 1949-50)	W/L: 12-0
Milwaukee Hawks	(founded 1951-52)	W/L: 30-12
St. Louis Hawks	(founded 1955-56)	W/L: 68-79
Atlanta Hawks	(founded 1968-69)	W/L: 84-51

ALL-TIME WIN / LOSS

	Home	Away	Neutral	Overall
Minneapolis Era	22-15	18-25	21-14	61-54
Los Angeles Era	76-35	54-52	3-1	133-88
All-Time Totals	98-50	72-77	24-15	194-142
<i>Lakers vs. Atlanta</i>	<i>49-19</i>	<i>35-32</i>	<i>-</i>	<i>84-51</i>

2021-22 RESULTS

1/7/22	vs. Atlanta	134-118	(W)
1/30/22	@ Atlanta	121-129	(L)

2022-23 MEETINGS

12/30/22	@ Atlanta	4:30 pm	(NBATV)
1/6/23	vs. Atlanta	7:30 pm	

LAKERS 2021-22 STATISTICS VS. ATLANTA

	G	GS	MIN	FG	FGA	FG%	3FG	3FGA	3FG%	FT	FTA	FT%	OFF	DEF	TOT	AST	PF	DQ	STL	TO	BLK	PTS	AVG
James	1	1	37	13	24	.542	1	6	.167	5	5	1.000	1	7	8	9	4	0	4	4	3	32	32.0
Monk	2	2	72	23	39	.590	15	26	.577	1	2	.500	1	13	14	8	8	0	2	2	0	62	31.0
Davis	1	1	38	10	20	.500	1	3	.333	6	9	.667	2	3	5	4	4	0	2	3	1	27	27.0
Horton-Tucker	2	0	45	11	18	.611	1	4	.250	6	6	1.000	0	1	1	5	1	0	2	1	0	29	14.5
Westbrook	2	2	66	12	29	.414	2	4	.500	3	8	.375	1	17	18	25	7	1	1	7	0	29	14.5
Anthony	2	0	48	10	21	.476	5	12	.417	3	3	1.000	2	9	11	3	2	0	3	0	0	28	14.0
Bradley	2	2	46	10	16	.625	4	9	.444	1	1	1.000	1	6	7	0	11	1	0	2	0	25	12.5
Johnson	2	2	49	5	8	.625	2	4	.500	1	2	.500	3	2	5	4	5	0	2	1	1	13	6.5
Reaves	2	0	44	2	6	.333	1	5	.200	3	4	.750	1	2	3	4	5	0	3	0	1	8	4.0
Howard	2	0	13	1	2	.500	0	0	---	0	2	.000	1	6	7	0	2	0	0	0	0	2	1.0
Ariza	1	0	12	0	2	.000	0	2	.000	0	0	---	0	2	2	1	0	0	0	0	0	0	0.0
Bazemore	2	0	9	0	3	.000	0	1	.000	0	0	---	1	3	4	3	1	0	0	0	0	0	0.0

CURRENT STREAK

Lost 1

CURRENT HOME STREAK

Won 1

CURRENT ROAD STREAK

Lost 1

LAST HOME WIN

1/7/22 (134-118)

LAST ROAD WIN

2/1/21 (107-99)

LAST HOME LOSS

3/20/21 (94-99)

LAST ROAD LOSS

1/30/22 (121-129)

LARGEST WINNING MARGIN

47 vs. Milwaukee, 12/16/51 (99-52)
46 vs. Atlanta, 1/9/04 (113-67)

LARGEST LOSING MARGIN

43 @ St. Louis, 2/14/59 (96-139)
29 vs. Atlanta, 3/4/16 (77-106)

MOST POINTS SCORED

141 vs. Atlanta, 2/14/86

MOST POINTS ALLOWED

139 @ St. Louis, 2/14/59
129 @ Atlanta, 1/30/22
129 @ Atlanta, 10/11/73

FEWEST POINTS SCORED*

74 vs. St. Louis, 12/29/55
75 @ Atlanta, 2/28/97

FEWEST POINTS ALLOWED*

67 vs. Milwaukee, 11/6/54
67 vs. Atlanta, 1/9/04

HIGH INDIV. GAME (LAKERS)

52, E. Baylor vs. St. Louis, 12/13/61
52, E. Baylor vs. St. Louis, 12/11/61
42, J. West vs. Atlanta, 2/12/70

HIGH INDIV. GAME (HAWKS)

49, B. Pettit vs. St. Louis, 12/13/61
48, J. Drew vs. Atlanta, 2/12/78

* since introduction of the shot clock in 1954-55

100 Causeway St., Suite 1210, Boston, MA 02114
phone: (617) 854-8000 / fax: (617) 523-5949 / www.celtics.com

BASKETBALL DIRECTORY / GENERAL INFORMATION

Managing Partner, Governor & CEO: Wyc Grousbeck
President: Rich Gotham
President of Basketball Operations: Brad Stevens
Head Coach: Ime Udoka
Assistant Coaches: Joe Mazzulla, Damon Stoudamire,
Tony Dobbins, Aaron Miles, Ben Sullivan
Head Athletic Trainer: Art Horne
Communications: Christian Megliola, Jeff Twiss,
Taylor Kielpinski-Rogers, Heather Walker, Brian Olive
Home Court: TD Garden (19,156) - opened in 1995
Colors: Green, Gold, Black, Brown, Beige and White
Radio: 98.5 FM The Sports Hub - Sean Grande, Cedric Maxwell
Television: NBC Sports Boston - Mike Gorman,
Brian Scalabrine, Abby Chin



FRANCHISE TIMELINE

Boston Celtics (founded 1946-47)

ALL-TIME WIN / LOSS

	Home	Away	Neutral	Overall
Minneapolis Era	22-8	10-27	5-19	37-54
Los Angeles Era	55-45	41-56	0-8	96-109
All-Time Totals	77-53	51-83	5-27	133-163

2021-22 RESULTS

11/19/21	@ Boston	108-130	(L)
12/7/21	vs. Boston	117-102	(W)

2022-23 MEETINGS

12/13/22	vs. Boston	7:00 pm	(TNT)
1/28/23	@ Boston	5:30 pm	(ABC)

LAKERS 2021-22 STATISTICS VS. BOSTON

	G	GS	MIN	FG	FGA	FG%	3FG	3FGA	3FG%	FT	FTA	FT%	OFF	DEF	TOT	AST	PF	DQ	STL	TO	BLK	PTS	AVG
James	2	2	68	23	35	.657	5	12	.417	2	3	.667	3	7	10	7	5	0	2	6	0	53	26.5
Davis	2	2	72	19	34	.559	0	3	.000	10	13	.769	5	17	22	5	5	0	2	4	5	48	24.0
Westbrook	2	2	67	14	29	.483	2	8	.250	6	10	.600	2	5	7	17	7	0	2	6	0	36	18.0
Anthony	2	0	47	7	17	.412	3	8	.375	5	6	.833	5	7	12	0	8	0	1	1	1	22	11.0
Monk	2	0	44	7	13	.538	4	7	.571	1	1	1.000	0	3	3	4	5	0	1	0	1	19	9.5
Horton-Tucker	2	2	62	5	20	.250	0	6	.000	4	5	.800	0	8	8	7	7	0	2	4	1	14	7.0
Bradley	2	2	51	4	10	.400	3	4	.750	0	0	---	1	6	7	0	2	0	1	4	0	11	5.5
Howard	2	0	22	4	6	.667	1	1	1.000	2	2	1.000	4	8	12	2	3	0	0	0	1	11	5.5
Ellington	2	0	26	2	7	.286	2	7	.286	0	0	---	0	2	2	0	5	0	0	0	0	6	3.0
Bazemore	2	0	8	2	4	.500	0	0	---	1	1	1.000	0	1	1	1	0	0	0	0	1	5	2.5
Reaves	1	0	3	0	0	---	0	0	---	0	0	---	0	0	0	0	0	0	0	0	0	0	0.0
Rondo	1	0	11	0	2	.000	0	1	.000	0	0	---	0	0	0	2	3	0	1	1	0	0	0.0

CURRENT STREAK

Won 1

CURRENT HOME STREAK

Won 1

CURRENT ROAD STREAK

Lost 1

LAST HOME WIN

12/7/21 (117-102)

LAST ROAD WIN

1/30/21 (96-95)

LAST HOME LOSS

4/15/21 (113-121)

LAST ROAD LOSS

11/19/21 (108-130)

LARGEST WINNING MARGIN

37 @ Boston, 2/11/68 (141-104)

LARGEST LOSING MARGIN

44 @ Boston, 11/11/55 (75-119)
36 @ Boston, 11/27/63 (78-114)

MOST POINTS SCORED

141 @ Boston, 2/11/68

MOST POINTS ALLOWED

173 @ Boston, 2/27/59
140 @ Boston, 12/17/60

FEWEST POINTS SCORED*

75 @ Boston, 11/11/55
78 @ Boston, 11/27/63

FEWEST POINTS ALLOWED*

73 @ Boston, 3/16/69

HIGH INDIV. GAME (LAKERS)

64, E. Baylor vs. Boston, 11/8/59
50, E. Baylor @ Boston, 2/13/63

HIGH INDIV. GAME (CELTICS)

46, E. Macauley @ Boston, 3/6/53
42, P. Pierce vs. Boston, 3/13/01

* since introduction of the shot clock in 1954-55



168 39th St., 7th Floor, Brooklyn, NY 11232
phone: (718) 933-3000 / www.brooklynnets.com

BASKETBALL DIRECTORY / GENERAL INFORMATION

Governor: Joe Tsai
General Manager: Sean Marks
Head Coach: Steve Nash
Assistant Coaches: Jacque Vaughn, Igor Kokoskov, Brian Keefe, Adam Caporn, Ryan Forehan-Kelly, Tiago Splitter, Trevor Hendry, Royal Ivey
Head Athletic Trainer: Jonathan Filipe
Public Relations: Aaron Harris, Eli Pearlstein, Megan Walsh, Daniel Loftus
Home Court: Barclays Center (17,732) - opened in 2012
Colors: Black and White
Radio: WFAN (660 AM / 101.9 FM) - Chris Carrino, Tim Capstraw
Television: YES Network - Ian Eagle, Ryan Ruocco, Sarah Kustok, Richard Jefferson, Meghan Triplett

FRANCHISE TIMELINE

New York Nets	(founded 1976-77)	W/L: 4-0
New Jersey Nets	(founded 1977-78)	W/L: 52-19
Brooklyn Nets	(founded 2012-13)	W/L: 11-9

2021-22 RESULTS

12/25/21	vs. Brooklyn	115-122	(L)
1/25/22	@ Brooklyn	106-96	(W)

ALL-TIME WIN / LOSS

	Home	Away	Neutral	Overall
Lakers vs. Nets	34-14	33-14	-	67-28

2022-23 MEETINGS

11/13/22	vs. Brooklyn	6:30 pm
1/30/23	@ Brooklyn	4:30 pm (NBATV)

LAKERS 2021-22 STATISTICS VS. BROOKLYN

	G	GS	MIN	FG	FGA	FG%	3FG	3FGA	3FG%	FT	FTA	FT%	OFF	DEF	TOT	AST	PF	DQ	STL	TO	BLK	PTS	AVG
James	2	2	74	28	46	.609	5	17	.294	11	12	.917	1	15	16	13	3	0	6	3	3	72	36.0
Monk	2	0	63	15	26	.577	9	19	.474	3	3	1.000	0	9	9	5	3	0	1	2	1	42	21.0
Anthony	2	0	61	10	25	.400	5	14	.357	5	6	.833	3	11	14	5	3	0	4	4	4	30	15.0
Westbrook	2	2	70	11	34	.324	0	5	.000	6	7	.857	5	13	18	15	8	0	2	8	0	28	14.0
Bradley	1	1	24	4	8	.500	1	3	.333	0	0	---	0	2	2	1	3	0	2	0	0	9	9.0
Davis	1	1	25	3	8	.375	0	1	.000	2	2	1.000	1	1	2	2	4	0	1	1	4	8	8.0
Horton-Tucker	2	1	49	5	17	.294	0	3	.000	4	4	1.000	0	3	3	2	5	0	1	2	1	14	7.0
Johnson	2	1	56	4	9	.444	1	4	.250	2	2	1.000	0	3	3	2	7	0	2	0	0	11	5.5
Ellington	1	1	14	1	4	.250	1	3	.333	0	0	---	1	2	3	0	1	0	0	0	0	3	3.0
Howard	1	1	6	0	1	.000	0	0	---	2	2	1.000	2	1	3	0	1	0	0	1	0	2	2.0
Reaves	1	0	25	1	3	.333	0	2	.000	0	0	---	4	1	5	6	1	0	1	0	1	2	2.0
Bazemore	1	0	2	0	1	.000	0	0	---	0	0	---	0	0	0	0	0	0	0	0	0	0	0.0
Collison	1	0	12	0	3	.000	0	2	.000	0	0	---	0	2	2	1	3	0	0	0	0	0	0.0

CURRENT STREAK

Won 1

CURRENT HOME STREAK

Lost 4

CURRENT ROAD STREAK

Won 3

LAST HOME WIN

11/3/17 (124-112)

LAST ROAD WIN

1/25/22 (106-96)

LAST HOME LOSS

12/25/21 (115-122)

LAST ROAD LOSS

12/18/18 (110-115)

LARGEST WINNING MARGIN

27 vs. New Jersey, 11/25/08 (120-93)

LARGEST LOSING MARGIN

27 @ New Jersey, 12/19/02 (71-98)

MOST POINTS SCORED

147 vs. New Jersey, 11/25/83

MOST POINTS ALLOWED

123 vs. New Jersey, 11/25/83

FEWEST POINTS SCORED

71 @ New Jersey, 12/19/02

FEWEST POINTS ALLOWED

80 vs. New Jersey, 11/26/99

HIGH INDIV. GAME (LAKERS)

50, S. O'Neal @ New Jersey, 4/2/98

HIGH INDIV. GAME (NETS)

50, S. Marbury @ New Jersey, 2/13/01

333 E. Trade Street, Charlotte, NC 28202
phone: (704) 688-8600 / www.hornets.com

BASKETBALL DIRECTORY / GENERAL INFORMATION

Chairman: Michael Jordan
Managing Partner: Curtis Polk
President, Vice Chairman & Alternate Governor: Fred Whitfield
President of Basketball Operations & GM: Mitch Kupchak
Assistant General Manager: David Duquette
Head Coach: Steve Clifford
Assistant Coaches: Tyrone Corbin, Bob Beyer, Marlon Garnett,
Jay Hernandez, Rex Walters, Nick Friedman,
Norman Richardson, Bruce Kreutzer
Director of Health Care & Sports Performance: Joe Sharpe
Communications: Mike Cristaldi, Josh Rosen, Brian Travis,
Maggie Yang, Jack Brandsgard
Home Court: Spectrum Center (19,077) - opened in 2005
Colors: Purple, Teal, Black, Cool Gray and Light Blue
Radio: WFNZ 92.7 FM - Sam Farber
Television: Bally Sports Southeast - Eric Collins, Dell Curry,
Ashley ShahAhmadi



FRANCHISE TIMELINE

Charlotte Hornets	(founded 1988-89)	W/L: 21-8
Charlotte Bobcats	(founded 2004-05)	W/L: 10-9
Charlotte Hornets	(founded 2014-15)	W/L: 8-7

ALL-TIME WIN / LOSS

	Home	Away	Neutral	Overall
Lakers vs. Charlotte	22-11	17-13	-	39-24

2021-22 RESULTS

11/8/21	vs. Charlotte	126-123 (OT)	(W)
1/28/22	@ Charlotte	114-117	(L)

2022-23 MEETINGS

12/23/22	vs. Charlotte	7:30 pm
1/2/23	@ Charlotte	4:00 pm

LAKERS 2021-22 STATISTICS VS. CHARLOTTE

	G	GS	MIN	FG	FGA	FG%	3FG	3FGA	3FG%	FT	FTA	FT%	OFF	DEF	TOT	AST	PF	DQ	STL	TO	BLK	PTS	AVG
Davis	1	1	44	13	25	.520	0	3	.000	6	8	.750	2	10	12	4	4	0	3	4	5	32	32.0
Westbrook	2	2	78	17	38	.447	3	9	.333	15	20	.750	1	15	16	19	7	0	3	8	0	52	26.0
Anthony	2	0	71	14	25	.560	9	19	.474	11	12	.917	0	8	8	6	4	0	3	1	3	48	24.0
Reaves	2	0	55	9	18	.500	2	9	.222	4	5	.800	2	7	9	4	7	0	1	0	0	24	12.0
Monk	1	0	17	4	8	.500	2	4	.500	0	0	---	0	0	0	1	1	0	1	0	0	10	10.0
Ellington	2	1	42	5	11	.455	5	8	.625	2	2	1.000	2	5	7	0	4	0	1	1	0	17	8.5
Jordan	2	2	30	5	6	.833	0	0	---	4	10	.400	5	10	15	0	2	0	0	1	0	14	7.0
Bazemore	2	1	28	4	11	.364	3	5	.600	2	2	1.000	1	3	4	1	2	0	0	0	0	13	6.5
Bradley	2	2	44	5	18	.278	3	8	.375	0	0	---	1	2	3	0	4	0	2	1	0	13	6.5
Horton-Tucker	1	0	27	2	6	.333	0	1	.000	2	2	1.000	1	4	5	1	4	0	1	0	0	6	6.0
Howard	1	0	15	1	2	.500	0	0	---	2	6	.333	3	6	9	1	2	0	1	3	1	4	4.0
Johnson	1	1	28	2	7	.286	0	2	.000	0	0	---	2	3	5	2	3	0	0	0	0	4	4.0
Ariza	1	0	14	1	4	.250	1	3	.333	0	0	---	0	1	1	2	1	0	1	1	1	3	3.0
Rondo	1	0	12	0	3	.000	0	1	.000	0	0	---	0	1	1	8	1	0	1	1	1	0	0.0

CURRENT STREAK

Lost 1

LAST HOME LOSS

1/5/18 (94-108)

MOST POINTS ALLOWED

141 @ Charlotte, 11/24/93

CURRENT HOME STREAK

Won 4

LAST ROAD LOSS

1/28/22 (114-117)

FEWEST POINTS SCORED

78 @ Charlotte, 11/6/96

CURRENT ROAD STREAK

Lost 1

LARGEST WINNING MARGIN

41 vs. Charlotte, 3/12/02 (107-66)

FEWEST POINTS ALLOWED

66 vs. Charlotte, 3/12/02

LAST HOME WIN

11/8/21 (126-123, OT)

LARGEST LOSING MARGIN

20 @ Charlotte, 2/14/11 (89-109)

HIGH INDIV. GAME (LAKERS)

58, K. Bryant @ Charlotte, 12/29/06 (30T)

LAST ROAD WIN

4/13/21 (101-93)

MOST POINTS SCORED

129 vs. Charlotte, 3/29/19

HIGH INDIV. GAME (HORNETS)

40, A. Jefferson vs. Charlotte, 1/31/14

CHICAGO BULLS



1901 West Madison Street, Chicago, IL 60612
phone: (312) 455-4000 / www.bulls.com

BASKETBALL DIRECTORY / GENERAL INFORMATION

Chairman/Alternate NBA Governor: Jerry Reinsdorf
President & CEO: Michael Reinsdorf
Executive Vice President-Basketball Operations: Arturas Karnisovas
General Manager: Marc Eversley
Senior Advisor, Basketball Operations: John Paxson
Assistant General Managers: Pat Connelly, JJ Polk
Head Coach: Billy Donovan
Assistant Coaches: Maurice Cheeks, Chris Fleming, Josh Longstaff, John Bryant, Damian Cotter, Billy Schmidt
Head Athletic Trainer: Todd Campbell
Public & Media Relations: Tim Hallam, Beth Esler, Andre Toran
Home Court: United Center (20,917) - opened in 1994
Colors: Red, Black and White
Radio: WSCR (AM 670) - Chuck Swirsky, Bill Wennington
Spanish Radio: TUDN, Univision Sports Chicago (1200 AM) - Omar Ramos, Miguel Esparza
Television: NBC Sports Chicago - Adam Amin, Stacey King

FRANCHISE TIMELINE

Chicago Bulls (founded 1966-67)

ALL-TIME WIN / LOSS

	Home	Away	Neutral	Overall
Lakers vs. Bulls	50-29	42-35	2-1	94-65

2021-22 RESULTS

11/15/21	vs. Chicago	103-121	(L)
12/19/21	@ Chicago	110-115	(L)

2022-23 MEETINGS

3/26/23	vs. Chicago	12:30 pm
3/29/23	@ Chicago	5:00 pm

LAKERS 2021-22 STATISTICS VS. CHICAGO

	G	GS	MIN	FG	FGA	FG%	3FG	3FGA	3FG%	FT	FTA	FT%	OFF	DEF	TOT	AST	PF	DQ	STL	TO	BLK	PTS	AVG
James	1	1	39	11	21	.524	1	7	.143	8	11	.727	1	13	14	6	5	0	1	4	2	31	31.0
Horton-Tucker	1	1	37	9	19	.474	4	9	.444	6	6	1.000	0	6	6	2	2	0	1	1	0	28	28.0
Westbrook	2	2	69	17	38	.447	0	8	.000	11	16	.688	2	13	15	16	7	0	2	10	2	45	22.5
Davis	1	1	28	6	9	.667	0	0	---	8	9	.889	1	5	6	1	1	0	1	4	0	20	20.0
Anthony	2	1	57	11	27	.407	5	16	.313	3	4	.750	1	8	9	2	4	0	4	1	2	30	15.0
Thomas	1	1	32	5	11	.455	3	7	.429	0	0	---	1	1	2	1	4	0	0	2	0	13	13.0
Jordan	2	1	28	6	7	.857	0	0	---	1	1	1.000	3	9	12	1	5	0	0	3	3	13	6.5
Howard	1	0	13	2	3	.667	0	0	---	1	4	.250	4	2	6	0	0	0	2	2	2	5	5.0
Ellington	2	1	56	3	11	.273	3	11	.273	0	0	---	1	6	7	3	3	0	2	0	0	9	4.5
Rondo	2	0	42	3	4	.750	0	1	.000	1	2	.500	1	4	5	4	4	0	2	6	2	7	3.5
Ariza	1	0	15	1	1	1.000	1	1	1.000	0	0	---	0	1	1	2	0	0	0	0	0	3	3.0
Bradley	1	1	18	1	3	.333	1	3	.333	0	0	---	1	0	1	3	0	0	0	0	0	3	3.0
Bazemore	1	0	12	1	1	1.000	0	0	---	0	0	---	0	1	1	0	5	0	1	0	0	2	2.0
Brown	1	0	5	1	1	1.000	0	0	---	0	0	---	0	1	1	0	0	0	0	1	0	2	2.0
Monk	1	0	27	1	5	.200	0	3	.000	0	0	---	1	2	3	3	0	0	0	2	0	2	2.0

CURRENT STREAK

Lost 2

LAST HOME LOSS

11/15/21 (103-121)

FEWEST POINTS SCORED

76 vs. Chicago, 11/17/74

CURRENT HOME STREAK

Lost 1

LAST ROAD LOSS

12/19/21 (110-115)

FEWEST POINTS ALLOWED

72 vs. Chicago, 11/19/06

CURRENT ROAD STREAK

Lost 1

LARGEST WINNING MARGIN

28 vs. Chicago, 11/18/07 (106-78)

HIGH INDIV. GAME (LAKERS)

45, E. Baylor @ Chicago, 10/19/66

LAST HOME WIN

1/8/21 (117-115)

LARGEST LOSING MARGIN

23 vs. Chicago, 1/28/16 (91-114)
23 @ Chicago, 2/18/75 (105-128)

HIGH INDIV. GAME (BULLS)

54, M. Jordan vs. Chicago, 11/20/92

LAST ROAD WIN

1/23/21 (101-90)

MOST POINTS SCORED

154 vs. Chicago, 11/23/66

MOST POINTS ALLOWED

134 @ Chicago, 10/19/66

One Center Court, Cleveland, OH 44115
phone: (216) 420-2000 / www.cavs.com

BASKETBALL DIRECTORY / GENERAL INFORMATION

Chairman: Dan Gilbert
President of Basketball Operations: Koby Altman
Head Coach: J.B. Bickerstaff
Associate Head Coach: Greg Buckner
Assistant Coaches: Antonio Lang, Sidney Lowe, JJ Outlaw, Luke Walton, Dan Geriot
Head Athletic Trainer: Steve Spiro
Basketball Communications: B.J. Evans, Cherome Owens, Sam Coombs
Home Court: Rocket Mortgage FieldHouse (19,432) - opened in 1994
Colors: Wine and Gold
Radio: WTAM (1100 AM) - Tim Alcorn, Jim Chones, Mike Snyder
Spanish Radio: Power 89.1 WNZN FM - Rafael Hernández Brito
Television: Bally Sports Ohio - John Michael, Austin Carr, Serena Winters



FRANCHISE TIMELINE

Cleveland Cavaliers (founded 1970-71)

ALL-TIME WIN / LOSS

	Home	Away	Neutral	Overall
Lakers vs. Cavaliers	41-19	27-32	-	68-51

2021-22 RESULTS

10/29/21	vs. Cleveland	113-101	(W)
3/21/22	@ Cleveland	131-120	(W)

2022-23 MEETINGS

11/6/22	vs. Cleveland	12:30 pm
12/6/22	@ Cleveland	4:30 pm (TNT)

LAKERS 2021-22 STATISTICS VS. CLEVELAND

	G	GS	MIN	FG	FGA	FG%	3FG	3FGA	3FG%	FT	FTA	FT%	OFF	DEF	TOT	AST	PF	DQ	STL	TO	BLK	PTS	AVG
James	2	2	79	27	51	.529	1	14	.071	9	9	1.000	2	11	13	20	1	0	4	10	2	64	32.0
Westbrook	2	2	70	15	27	.556	3	7	.429	6	10	.600	1	10	11	16	6	0	1	5	0	39	19.5
Davis	1	1	31	7	14	.500	1	2	.500	0	0	---	2	7	9	3	3	0	1	2	3	15	15.0
Anthony	2	0	39	11	16	.688	7	11	.636	0	0	---	0	10	10	2	4	0	0	3	0	29	14.5
Augustin	1	0	26	7	7	1.000	6	6	1.000	0	0	---	0	0	0	0	1	0	0	2	0	20	20.0
Johnson	1	0	23	5	8	.625	2	4	.500	0	0	---	1	2	3	1	2	0	3	0	0	12	12.0
Gabriel	1	1	32	4	10	.400	0	4	.000	1	1	1.000	2	4	6	0	3	0	2	0	0	9	9.0
Reaves	2	1	50	6	13	.462	2	3	.667	4	4	1.000	4	4	8	8	4	0	0	1	2	18	9.0
Monk	2	0	28	5	10	.500	0	4	.000	2	2	1.000	0	2	2	3	5	0	0	2	1	12	6.0
Howard	2	1	32	5	7	.714	1	1	1.000	0	0	---	3	6	9	2	2	0	0	3	0	11	5.5
Bazemore	1	1	28	2	7	.286	0	2	.000	0	0	---	0	2	2	2	2	0	4	0	0	4	4.0
Jordan	1	1	15	2	3	.667	0	0	---	0	0	---	4	3	7	1	1	0	1	0	1	4	4.0
Bradley	2	0	29	3	5	.600	1	1	1.000	0	0	---	1	2	3	0	5	0	0	0	0	7	3.5

CURRENT STREAK

Won 5

LAST HOME LOSS

1/13/19 (95-101)

MOST POINTS ALLOWED

154 @ Cleveland (40T), 1/29/80
129 vs. Cleveland, 11/5/85

CURRENT HOME STREAK

Won 3

LAST ROAD LOSS

12/14/17 (112-121)

FEWEST POINTS SCORED

70 @ Cleveland, 11/5/02

CURRENT ROAD STREAK

Won 3

LARGEST WINNING MARGIN

55 vs. Cleveland, 1/11/11 (112-57)

FEWEST POINTS ALLOWED

57 vs. Cleveland, 1/11/11

LAST HOME WIN

10/29/21 (113-101)

LARGEST LOSING MARGIN

38 @ Cleveland, 11/30/94 (79-117)

HIGH INDIV. GAME (LAKERS)

47, K. Bryant @ Cleveland, 1/30/01

LAST ROAD WIN

3/21/22 (131-120)

MOST POINTS SCORED

153 @ Cleveland (40T), 1/29/80
140 vs. Cleveland, 11/11/79

HIGH INDIV. GAME (CAVALIERS)

46, K. Irving vs. Cleveland, 3/19/17



American Airlines Center, 2500 Victory Ave., Dallas, TX 75219
phone: (214) 747-6287 / www.mavs.com

BASKETBALL DIRECTORY / GENERAL INFORMATION

Governor: Mark Cuban
CEO: Cynt Marshall
President of Basketball Operations/General Manager: Nico Harrison
Head Coach: Jason Kidd
Assistant Coaches: Igor Kokoskov, Sean Sweeney, Jared Dudley, Greg St. Jean, Quinton Crawford, Kristi Toliver, Darrell Armstrong, Peter Patton, God Shammgod
Head Athletic Trainer: Dionne Calhoun
Communications: Scott Tomlin, Alan Rakowski, Kristen Deahl, Dave Maurer
Home Court: American Airlines Center (19,200) - opened in 2001
Colors: Royal Blue, Navy, Silver and Black
Radio: KEGL (97.1 FM the Eagle) - Chuck Cooperstein, Brad Davis
Spanish Radio: KFZO (Univision 99.1 FM) - Victor Villalba
Television: Bally Sports Southwest - Mark Followill, Derek Harper, Jeff "Skin" Wade

FRANCHISE TIMELINE

Dallas Mavericks (founded 1980-81)

2021-22 RESULTS

12/15/21	@ Dallas	107-104 (OT)	(W)
3/1/22	vs. Dallas	104-109	(L)
3/29/22	@ Dallas	110-128	(L)

ALL-TIME WIN / LOSS

	Home	Away	Neutral	Overall
Lakers vs. Mavericks	62-21	53-31	-	115-52

2022-23 MEETINGS

12/25/22	@ Dallas	11:30 am	(ABC)
1/12/23	vs. Dallas	7:00 pm	(TNT)
2/26/23	@ Dallas	12:30 pm	(ABC)
3/17/23	vs. Dallas	7:30 pm	(NBATV)

LAKERS 2021-22 STATISTICS VS. DALLAS

	G	GS	MIN	FG	FGA	FG%	3FG	3FGA	3FG%	FT	FTA	FT%	OFF	DEF	TOT	AST	PF	DQ	STL	TO	BLK	PTS	AVG
James	2	2	81	19	37	.514	7	16	.438	5	8	.625	0	15	15	10	3	0	2	6	0	50	25.0
Monk	2	2	72	15	30	.500	9	16	.563	6	8	.750	1	8	9	6	0	0	1	4	2	45	22.5
Davis	1	1	39	8	18	.444	0	3	.000	4	5	.800	0	12	12	2	4	0	0	6	0	20	20.0
Westbrook	3	3	112	22	52	.423	2	13	.154	14	16	.875	3	21	24	23	8	0	2	6	1	60	20.0
Johnson	2	2	57	10	16	.625	4	8	.500	3	3	1.000	3	4	7	3	4	0	1	1	2	27	13.5
Anthony	3	0	70	11	26	.423	4	10	.400	7	7	1.000	2	9	11	2	6	0	4	1	2	33	11.0
Horton-Tucker	2	0	50	7	17	.412	2	8	.250	4	4	1.000	0	1	1	3	3	0	2	3	0	20	10.0
Ellington	1	1	38	3	9	.333	3	9	.333	0	0	---	1	2	3	3	2	0	3	1	0	9	9.0
Gabriel	1	0	15	2	3	.667	0	0	---	4	4	1.000	3	4	7	0	2	0	0	0	0	8	8.0
Reaves	3	2	66	7	18	.389	5	13	.385	1	2	.500	2	14	16	6	11	0	2	3	1	20	6.7
Ariza	1	0	23	3	8	.375	0	4	.000	0	1	.000	2	4	6	4	1	0	1	1	0	6	6.0
Augustin	1	0	18	3	4	.750	2	3	.667	0	0	---	1	2	3	0	0	0	0	0	0	8	8.0
Bradley	2	1	40	2	9	.222	1	7	.143	0	0	---	0	6	6	2	7	0	2	0	0	5	2.5
Bazemore	3	0	45	2	9	.222	2	6	.333	0	0	---	1	3	4	2	9	0	3	3	1	6	2.0
Jordan	1	0	8	1	3	.333	0	0	---	0	0	---	2	2	4	0	1	0	0	0	1	2	2.0
Howard	2	1	9	1	2	.500	0	1	.000	0	2	.000	1	2	3	0	1	0	0	0	0	2	1.0

CURRENT STREAK

Lost 2

CURRENT HOME STREAK

Lost 1

CURRENT ROAD STREAK

Lost 1

LAST HOME WIN

12/25/20 (138-115)

LAST ROAD WIN

12/15/21 (107-104, OT)

LAST HOME LOSS

3/1/22 (104-109)

LAST ROAD LOSS

3/29/22 (110-128)

LARGEST WINNING MARGIN

35 vs. Dallas, 1/3/10 (131-96)

LARGEST LOSING MARGIN

49 @ Dallas, 1/22/17 (73-122)

MOST POINTS SCORED

138 vs. Dallas, 12/25/20
138 vs. Dallas, 3/14/82

MOST POINTS ALLOWED

140 @ Dallas, 11/21/14

FEWEST POINTS SCORED

72 @ Dallas, 11/19/02
72 vs. Dallas, 3/11/07

FEWEST POINTS ALLOWED

70 vs. Dallas, 1/16/12

HIGH INDIV. GAME (LAKERS)

62, K. Bryant vs. Dallas, 12/20/05

HIGH INDIV. GAME (MAVERICKS)

42, M. Aguirre vs. Dallas, 12/2/83

1000 Chopper Circle, Denver, CO 80204
phone: (303) 405-1100 / www.nuggets.com

BASKETBALL DIRECTORY / GENERAL INFORMATION

Owner: E. Stanley Kroenke
KSE Vice Chairman: Josh Kroenke
General Manager: Calvin Booth
Vice President Basketball Operations: Ben Tenzer
Head Coach: Michael Malone
Assistant Coaches: David Adelman, Ryan Saunders, Popeye Jones,
Ryan Bowen, Charles Klask, John Beckett,
Elvis Valcarcel, Ognjen Stojakovic
Head Athletic Trainer: Dan Shimensky
Media Relations: Nick O'Hayre, Cody Wise, Steven Blevins
Home Court: Ball Arena (19,520) - opened in 1999
Colors: Dark Red, Dark Blue and Yellow
Radio: Altitude Radio Network (92.5 FM) - Jason Kosmicki
Television: Altitude Sports & Entertainment - Chris Marlowe,
Scott Hastings, Chris Dempsey, Vic Lombardi, Katy Winge



FRANCHISE TIMELINE

Denver Nuggets (founded 1967-68)

2021-22 RESULTS

1/15/22	@ Denver	96-133	(L)
4/3/22	vs. Denver	118-129	(L)
4/10/22	@ Denver	146-141 (OT)	(W)

ALL-TIME WIN / LOSS

	Home	Away	Neutral	Overall
Lakers vs. Nuggets	63-29	48-45	-	111-74

2022-23 MEETINGS

10/26/22	@ Denver	7:00 pm	(ESPN)
10/30/22	vs. Denver	6:30 pm	(NBATV)
12/16/22	vs. Denver	7:00 pm	(ESPN)
1/9/23	@ Denver	6:00 pm	

LAKERS 2021-22 STATISTICS VS. DENVER

	G	GS	MIN	FG	FGA	FG%	3FG	3FGA	3FG%	FT	FTA	FT%	OFF	DEF	TOT	AST	PF	DQ	STL	TO	BLK	PTS	AVG
Davis	1	1	35	11	25	.440	0	0	---	6	6	1.000	1	8	9	8	0	0	2	2	3	28	28.0
James	1	1	31	9	23	.391	2	8	.250	5	7	.714	1	8	9	2	0	0	0	1	2	25	25.0
Westbrook	2	2	60	18	30	.600	1	3	.333	9	14	.643	3	12	15	10	6	0	2	2	1	46	23.0
Monk	3	3	93	21	39	.538	8	18	.444	6	6	1.000	3	8	11	13	7	0	0	10	0	56	18.7
Reaves	2	1	68	8	22	.364	3	6	.500	17	18	.944	6	14	20	11	0	0	2	5	1	36	18.0
Anthony	1	0	26	8	18	.444	1	7	.143	0	0	---	1	1	2	2	3	0	0	0	0	17	17.0
Ellington	2	0	45	7	14	.500	5	12	.417	2	2	1.000	0	3	3	0	4	0	1	1	1	21	10.5
Howard	2	2	45	9	13	.692	0	1	.000	3	6	.500	3	7	10	1	5	0	1	2	0	21	10.5
Gabriel	2	1	50	8	15	.533	0	1	.000	2	5	.400	5	6	11	4	7	0	0	0	3	18	9.0
M. Jones	1	0	24	1	3	.333	0	1	.000	7	8	.875	0	5	5	3	4	0	1	0	0	9	9.0
Ariza	1	0	21	3	5	.600	3	5	.600	0	0	---	1	2	3	3	0	0	0	0	0	9	9.0
Johnson	3	1	75	7	13	.538	2	7	.286	4	4	1.000	1	11	12	5	6	0	0	3	0	20	6.7
Horton-Tucker	3	1	52	7	19	.368	0	6	.000	6	8	.750	1	8	9	7	4	0	1	2	1	20	6.7
Bradley	2	2	47	5	7	.714	3	5	.600	0	0	---	0	2	2	2	4	0	1	1	0	13	6.5
McClung	1	0	22	2	5	.400	1	3	.333	1	1	1.000	0	3	3	1	5	0	1	2	1	6	6.0
Bazemore	1	0	9	2	5	.400	2	3	.667	0	0	---	0	2	2	1	2	0	0	2	0	6	6.0
Jordan	1	0	12	2	3	.667	0	0	---	0	0	---	1	2	3	2	1	0	0	0	1	4	4.0
Augustin	2	0	32	1	9	.111	1	7	.143	2	2	1.000	0	2	2	3	6	0	0	2	0	5	2.5

CURRENT STREAK

Won 1

CURRENT HOME STREAK

Last 1

CURRENT ROAD STREAK

Won 1

LAST HOME WIN

5/3/21 (93-89)

LAST ROAD WIN

4/10/22 (146-141, OT)

LAST HOME LOSS

4/3/22 (118-129)

LAST ROAD LOSS

1/15/22 (96-133)

LARGEST WINNING MARGIN

39 vs. Denver, 2/19/98 (131-92)

LARGEST LOSING MARGIN

37 @ Denver, 1/15/22 (96-133)

MOST POINTS SCORED

153 vs. Denver, 4/9/82

MOST POINTS ALLOWED

148 vs. Denver (OT), 3/29/81
146 vs. Denver, 11/6/84

FEWEST POINTS SCORED

74 vs. Denver, 2/3/95

FEWEST POINTS ALLOWED

68 @ Denver, 11/21/01

HIGH INDIV. GAME (LAKERS)

51, K. Bryant @ Denver, 2/12/03

HIGH INDIV. GAME (NUGGETS)

51, A. Iverson @ Denver, 12/5/07



6201 Second Avenue, Detroit, MI 48202
phone: (313) 747-8667 / www.pistons.com

BASKETBALL DIRECTORY / GENERAL INFORMATION

Owner: Tom Gores
Vice Chairman: Arn Tellem
General Manager: Troy Weaver
Associate General Manager: George David
Assistant General Managers: Josh Bartelstein, Tony Leotti
Asst. General Manager/President - Motor City Cruise: Rob Murphy
Head Coach: Dwane Casey
Asst. Coaches: Rex Kalamian, Jerome Allen, Jim Moran, Bill Bayno
Asst. Coaches/Player Development: Drew Jones, Jordan Brink, Austin Dufault, Brandon Bailey, Keith Bogans, Rashard Lewis
Dir. of Coaching Analytics/Player Development: Brittini Donaldson
Head Athletic Trainer: Rachel Cutts
Public Relations: Kevin Grigg, Cletus Lewis, Josh Schur, Clark Williams
Home Court: Little Caesars Arena (20,332) - opened in 2017
Colors: Red, White, Blue
Radio: 97.1 The Ticket - Mark Champion, Rick Mahorn, George Blaha
Television: Bally Sports Detroit - George Blaha, Greg Kelsor

FRANCHISE TIMELINE / LAKERS RECORD

Fort Wayne Pistons (founded 1948-49) W/L: 44-41
Detroit Pistons (founded 1957-58) W/L: 166-93

ALL-TIME WIN / LOSS

	Home	Away	Neutral	Overall
Minneapolis Era	32-14	20-31	12-13	64-58
Los Angeles Era	77-25	60-41	9-10	146-76
All-Time Totals	109-39	80-72	21-23	210-134
<i>Lakers vs. Detroit</i>	<i>85-32</i>	<i>70-45</i>	<i>11-16</i>	<i>166-93</i>

2021-22 RESULTS

11/21/21 @ Detroit 121-116 (W)
11/28/21 vs. Detroit 110-106 (W)

2022-23 MEETINGS

11/18/22 vs. Detroit 7:30 pm
12/11/22 @ Detroit 3:00 pm

LAKERS 2021-22 STATISTICS VS. DETROIT

	G	GS	MIN	FG	FGA	FG%	3FG	3FGA	3FG%	FT	FTA	FT%	OFF	DEF	TOT	AST	PF	DQ	STL	TO	BLK	PTS	AVG
Davis	2	2	77	21	34	.618	2	3	.667	10	13	.769	1	19	20	8	5	0	6	3	8	54	27.0
Westbrook	2	2	71	20	37	.541	2	9	.222	9	16	.563	3	12	15	19	6	0	3	6	0	51	25.5
James	2	2	59	16	27	.593	5	12	.417	6	9	.667	0	6	6	14	2	0	2	4	1	43	21.5
Howard	1	0	13	5	6	.833	2	2	1.000	1	2	.500	1	4	5	0	1	0	0	0	0	13	13.0
Horton-Tucker	2	0	60	8	23	.348	1	6	.167	3	4	.750	3	11	14	7	9	0	1	2	1	20	10.0
Anthony	2	0	50	5	15	.333	5	12	.417	3	3	1.000	3	3	6	2	3	0	1	2	2	18	9.0
Jordan	2	2	34	7	8	.875	0	0	---	1	2	.500	5	10	15	2	5	0	2	3	3	15	7.5
Ellington	2	0	27	3	9	.333	2	8	.250	1	1	1.000	0	1	1	1	1	0	1	0	0	9	4.5
Monk	2	0	34	3	8	.375	0	4	.000	2	2	1.000	0	5	5	4	2	0	0	3	1	8	4.0
Bradley	2	2	44	0	8	.000	0	7	.000	0	0	---	0	4	4	2	4	0	2	0	0	0	0.0
Reaves	1	0	6	0	0	---	0	0	---	0	0	---	0	0	0	1	1	0	0	2	0	0	0.0
Rondo	1	0	5	0	3	.000	0	0	---	0	0	---	2	0	2	1	0	0	0	0	0	0	0.0

CURRENT STREAK

Won 3

LAST HOME LOSS

1/15/17 (97-102)

MOST POINTS ALLOWED

135 vs. Detroit (OT), 2/22/72
135 @ Detroit, 1/25/79

CURRENT HOME STREAK

Won 5

LAST ROAD LOSS

1/28/21 (92-107)

FEWEST POINTS SCORED*

76 vs. Ft. Wayne, 12/30/54
78 @ Detroit, 2/8/07

CURRENT ROAD STREAK

Won 1

LARGEST WINNING MARGIN

56 vs. Detroit, 11/12/66 (144-88)

FEWEST POINTS ALLOWED*

76 @ Detroit, 11/29/96

LAST HOME WIN

11/28/21 (110-106)

LARGEST LOSING MARGIN

35 @ Detroit, 1/25/79 (100-135)

LAST ROAD WIN

11/21/21 (121-116)

MOST POINTS SCORED

148 vs. Detroit, 3/24/85

HIGH INDIV. GAME (LAKERS)

57, E. Baylor @ Detroit, 2/16/61

HIGH INDIV. GAME (PISTONS)

49, G. Yardley vs. Detroit, 3/6/58
46, J. Stackhouse @ Detroit, 3/15/01

* since introduction of the shot clock in 1954-55

1 Warriors Way, San Francisco, CA 94158
phone: (415) 388-0100 / www.warriors.com

BASKETBALL DIRECTORY / GENERAL INFORMATION

Co-Executive Chairman & CEO: Joe Jacob
Co-Executive Chairman: Peter Guber
President & COO: Brandon Schneider
President, Basketball Operations/General Manager: Bob Myers
Head Coach: Steve Kerr
Assistant Coaches: Ron Adams, Kenny Atkinson, Chris DeMarco, Bruce Fraser, Jama Mahlalela, DeJan Milojević
Director, Medical Services: Drew Yoder
Communications: Raymond Ridder, Brett Winkler, Michael Ravina, Darryl Arata, Cole Lawrence
Home Court: Chase Center (18,064) - opened in 2019
Colors: Warriors Royal Blue, California Golden Yellow
Radio: KGMZ-FM (95.7 The Game) - Tim Roys, Jim Barnett, Tom Tolbert
Television: NBC Sports Bay Area - Bob Fitzgerald, Kelenna Azubike



FRANCHISE TIMELINE / LAKERS RECORD

Philadelphia Warriors (founded 1946-47)	W/L: 59-51
San Francisco Warriors (founded 1962-63)	W/L: 48-33
Golden State Warriors (founded 1971-72)	W/L: 151-88

2021-22 RESULTS

10/19/21	vs. Golden State	114-121	(L)
2/12/22	@ Golden State	115-117	(L)
3/5/22	vs. Golden State	124-116	(W)
4/7/22	@ Golden State	112-128	(L)

ALL-TIME WIN / LOSS

	Home	Away	Neutral	Overall
Minneapolis Era	29-4	9-24	13-12	51-40
Los Angeles Era	120-47	84-80	3-5	207-132
All-Time Totals	149-51	93-104	16-17	258-172
Lakers vs. SF / Golden St.	115-44	82-75	2-2	199-121

2022-23 MEETINGS

10/18/22	@ Golden State	7:00 pm	(TNT)
2/11/23	@ Golden State	5:30 pm	(ABC)
2/23/23	vs. Golden State	7:00 pm	(TNT)
3/5/23	vs. Golden State	12:30 pm	(ABC)

LAKERS 2021-22 STATISTICS VS. GOLDEN STATE

	G	GS	MIN	FG	FGA	FG%	3FG	3FGA	3FG%	FT	FTA	FT%	OFF	DEF	TOT	AST	PF	DQ	STL	TO	BLK	PTS	AVG
James	3	3	114	41	81	.506	14	32	.438	20	28	.714	6	30	36	16	8	0	1	12	2	116	38.7
Davis	2	2	74	20	39	.513	1	6	.167	8	17	.471	4	14	18	6	3	0	1	0	5	49	24.5
Horton-Tucker	3	1	84	20	40	.500	5	12	.417	14	15	.933	1	10	11	8	11	0	6	4	1	59	19.7
Westbrook	3	3	102	20	43	.465	2	9	.222	5	6	.833	2	14	16	13	13	0	1	10	0	47	15.7
Monk	4	2	108	19	41	.463	10	26	.385	6	8	.750	3	16	19	11	9	0	7	8	3	54	13.5
Reaves	3	2	89	11	20	.550	5	10	.500	8	9	.889	3	8	11	5	4	0	3	2	4	35	11.7
Anthony	2	0	51	8	17	.471	4	7	.571	3	5	.600	2	10	12	2	3	0	1	2	1	23	11.5
Howard	2	1	38	7	12	.583	1	1	1.000	6	8	.750	5	13	18	1	2	0	1	3	1	21	10.5
Ellington	1	0	16	1	5	.200	1	5	.200	3	4	.750	0	4	4	0	0	0	0	2	0	6	6.0
Gabriel	1	0	20	2	3	.667	0	0	---	2	2	1.000	1	2	3	0	3	0	0	3	0	6	6.0
Augustin	2	0	43	2	7	.286	2	6	.333	0	0	---	0	4	4	7	3	0	0	1	0	6	3.0
Johnson	3	3	77	6	18	.333	1	7	.143	3	7	.429	6	7	13	7	5	0	4	7	1	16	5.3
Bradley	3	1	50	5	11	.455	4	8	.500	0	0	---	3	4	7	3	5	0	2	1	0	14	4.7
Bazemore	2	1	44	3	11	.273	2	9	.222	0	0	---	0	4	4	0	6	0	0	1	2	8	4.0
Rondo	1	0	20	1	4	.250	1	3	.333	0	0	---	0	0	0	5	2	0	2	3	0	3	3.0
Jordan	1	1	13	1	1	1.000	0	0	---	0	0	---	0	2	2	1	3	0	1	0	0	2	2.0
Ariza	1	0	16	0	2	.000	0	1	.000	0	2	.000	1	3	4	0	0	0	0	1	0	0	0.0

CURRENT STREAK

Lost 1

CURRENT HOME STREAK

Won 1

CURRENT ROAD STREAK

Lost 2

LAST HOME WIN

3/5/22 (124-116)

LAST ROAD WIN

3/15/21 (128-97)

LAST HOME LOSS

10/19/21 (114-121)

LAST ROAD LOSS

4/7/22 (112-128)

LARGEST WINNING MARGIN

63 vs. Golden State, 3/19/72 (162-99)

LARGEST LOSING MARGIN

43 @ Golden State, 11/23/16 (106-149)

MOST POINTS SCORED

162 vs. Golden State, 3/19/72

MOST POINTS ALLOWED

149 @ Golden State, 11/23/16

FEWEST POINTS SCORED*

76 vs. Philadelphia, 1/3/55
76 @ Golden State, 11/18/93
76 vs. Golden State, 4/3/99

FEWEST POINTS ALLOWED*

72 vs. Golden State, 11/2/03

HIGH INDIV. GAME (LAKERS)

63, E. Baylor @ Philadelphia, 12/8/61
56, L. James vs. Golden State, 3/5/22
52, E. Baylor vs. San Francisco, 12/15/62

HIGH INDIV. GAME (WARRIORS)

78, W. Chamberlain @ Philadelphia, 12/8/61
72, W. Chamberlain vs. San Francisco, 11/3/62
51, A. Jamison @ Golden State, 12/6/00

* since introduction of the shot clock in 1954-55



Toyota Center, 1510 Polk Street, Houston, TX 77002
phone: (713) 758-7200 / www.rockets.com

BASKETBALL DIRECTORY / GENERAL INFORMATION

Owner: Tilman J. Fertitta
President of Business Operations: Gretchen Sheirr
General Manager: Rafael Stone
Head Coach: Stephen Silas
Assistant Coaches: John Lucas, Lionel Hollins, Mike Batiste, Mahmoud Abdelfattah, Rick Higgins, Will Dunn
Head Athletic Trainer/Dir. of Athletic Care & Science: Jason Biles
Media Relations: Tracey Hughes, Sean McCloskey, Tomorrow Huff
Home Court: Toyota Center (18,055) - opened in 2003
Colors: Red, Black, Silver, White
Radio: SportsTalk 790 (KBME 790 AM) - Matt Thomas
Spanish Radio: TUDN 93.3 FM - Adrian Chavarria
Television: AT&T SportsNet - Craig Ackerman, Ryan Hollins

FRANCHISE TIMELINE / LAKERS RECORD

San Diego Rockets	(founded 1967-68)	W/L: 22-6
Houston Rockets	(founded 1971-72)	W/L: 122-80

2021-22 RESULTS

10/31/21	vs. Houston	95-85	(W)
11/2/21	vs. Houston	119-117	(W)
12/28/21	@ Houston	132-123	(W)
3/9/22	@ Houston	130-139 (OT)	(L)

ALL-TIME WIN / LOSS

	Home	Away	Neutral	Overall
All-Time Totals	79-36	64-49	1-1	144-86
Lakers vs. Houston	66-35	55-44	1-1	122-80

2022-23 MEETINGS

1/16/23	vs. Houston	7:30 pm	(NBATV)
3/15/23	@ Houston	5:00 pm	
4/2/23	@ Houston	4:00 pm	

LAKERS 2021-22 STATISTICS VS. HOUSTON

	G	GS	MIN	FG	FGA	FG%	3FG	3FGA	3FG%	FT	FTA	FT%	OFF	DEF	TOT	AST	PF	DQ	STL	TO	BLK	PTS	AVG
Westbrook	4	4	147	40	81	.494	5	13	.385	16	23	.696	13	25	38	32	8	0	3	14	1	101	25.3
James	4	4	156	39	85	.459	6	24	.250	16	21	.762	7	28	35	41	7	0	8	14	7	100	25.0
Davis	2	2	65	18	35	.514	0	4	.000	7	10	.700	7	15	22	5	5	0	4	7	4	43	21.5
Anthony	4	0	112	28	51	.549	15	28	.536	4	6	.667	4	16	20	3	13	0	4	1	7	75	18.8
Augustin	1	0	22	6	9	.667	4	7	.571	0	0	---	1	0	1	1	1	0	1	0	0	16	16.0
Monk	4	2	111	15	36	.417	7	20	.350	9	10	.900	2	9	11	5	5	0	4	2	2	46	11.5
Jordan	2	0	33	8	9	.889	0	0	---	0	0	---	4	8	12	2	6	0	1	3	2	16	8.0
Johnson	2	2	57	5	11	.455	1	5	.200	3	5	.600	0	7	7	3	8	0	4	1	0	14	7.0
Reaves	3	1	74	6	12	.500	3	9	.333	6	6	1.000	0	8	8	2	7	0	2	6	2	21	7.0
Bradley	4	3	110	10	30	.333	3	17	.176	0	---	---	4	9	13	2	6	0	7	3	1	23	5.8
Bazemore	3	2	62	6	16	.375	3	6	.500	1	2	.500	3	5	8	2	10	0	5	4	0	16	5.3
Collison	1	0	14	1	2	.500	0	1	.000	0	---	---	0	2	2	1	1	0	0	0	0	2	2.0
Horton-Tucker	1	0	21	1	4	.250	0	2	.000	0	1	.000	1	2	3	1	5	0	0	2	0	2	2.0
Gabriel	1	0	2	0	1	.000	0	1	.000	1	4	.250	1	1	2	0	1	0	0	0	0	1	1.0

CURRENT STREAK

Lost 1

LAST HOME LOSS

2/6/20 (111-121)

CURRENT HOME STREAK

Won 3

LAST ROAD LOSS

3/9/22 (130-139, OT)

CURRENT ROAD STREAK

Lost 1

LARGEST WINNING MARGIN

36 vs. San Diego, 10/27/68 (152-116)
31 vs. Houston, 11/12/82 (127-96)

LAST HOME WIN

11/2/21 (119-117)

LARGEST LOSING MARGIN

39 @ Houston, 3/15/17 (100-139)
39 @ Houston, 12/7/16 (95-134)

LAST ROAD WIN

12/28/21 (132-123)

MOST POINTS SCORED

152 vs. San Diego, 10/27/68
142 @ Houston (20T), 12/31/17
137 vs. Houston, 12/26/71

MOST POINTS ALLOWED

148 @ Houston (20T), 12/31/17
145 vs. Houston, 4/8/14

FEWEST POINTS SCORED

74 vs. Houston, 12/18/05
74 @ Houston, 11/7/00

FEWEST POINTS ALLOWED

74 vs. Houston, 11/15/91

HIGH INDIV. GAME (LAKERS)

53, K. Bryant vs. Houston, 12/15/06
53, K. Bryant vs. Houston, 3/30/07

HIGH INDIV. GAME (ROCKETS)

51, J. Harden @ Houston, 12/20/17

125 S. Pennsylvania Street, Indianapolis, IN 46204
phone: (317) 917-2500 / www.pacers.com

BASKETBALL DIRECTORY / GENERAL INFORMATION

Chairman, CEO and NBA Governor: Herbert Simon
President of Basketball Operations: Kevin Pritchard
President/Chief Operating Officer: Rick Fuson
General Manager: Chad Buchanan
Head Coach: Rick Carlisle
Assistant Coaches: Lloyd Pierce, Ronald Nored,
Mike Weiner, Jenny Boucek
Sr. Director, Medical Operations / Head Athletic Trainer: Josh Corbeil
Media Relations: Michael Preston, Krissy Myers, Wes Kaminski
Home Court: Gainbridge Fieldhouse (17,923) - opened in 1999
Colors: Blue, Gold
Radio: 1070 The Fan/93.5 FM - Mark Boyle
Television: Ball Sports Indiana - Quinn Buckner, Chris Denari,
Jeremiah Johnson, Eddie Gill



FRANCHISE TIMELINE

Indiana Pacers (founded 1976-77)

2021-22 RESULTS

11/24/21 @ Indiana 124-116 (OT) (W)
1/19/22 vs. Indiana 104-111 (L)

ALL-TIME WIN / LOSS

	Home	Away	Neutral	Overall
Lakers vs. Pacers	38-10	25-23	-	63-33

2022-23 MEETINGS

11/28/22 vs. Indiana 7:30 pm
2/2/23 @ Indiana 4:00 pm

LAKERS 2021-22 STATISTICS VS. INDIANA

	G	GS	MIN	FG	FGA	FG%	3FG	3FGA	3FG%	FT	FTA	FT%	OFF	DEF	TOT	AST	PF	DQ	STL	TO	BLK	PTS	AVG
James	2	2	81	24	51	.471	8	19	.421	13	16	.813	1	16	17	11	3	0	3	5	2	69	34.5
Westbrook	2	2	66	10	32	.313	5	9	.556	9	11	.818	2	7	9	8	7	0	1	5	1	34	17.0
Anthony	2	0	59	10	25	.400	2	12	.167	6	7	.857	4	4	8	3	7	0	1	2	2	28	14.0
Ellington	1	0	30	5	7	.714	4	6	.667	0	0	---	1	3	4	2	0	0	0	0	0	14	14.0
Horton-Tucker	2	1	54	12	24	.500	2	7	.286	2	2	1.000	0	6	6	9	4	0	2	1	2	28	14.0
Monk	2	0	61	10	17	.588	4	7	.571	3	4	.750	0	9	9	3	4	0	1	2	0	27	13.5
Howard	2	1	28	5	5	1.000	0	0	---	3	4	.750	8	8	16	2	6	0	0	1	2	13	6.5
Johnson	1	0	16	1	3	.333	0	1	.000	2	2	1.000	1	1	2	2	2	0	0	0	0	4	4.0
Jordan	1	1	21	2	5	.400	0	0	---	0	0	---	1	10	11	0	3	0	0	1	0	4	4.0
Bradley	2	2	49	2	7	.286	1	4	.250	0	1	.000	2	2	4	1	2	0	0	2	1	5	2.5
Reaves	1	0	25	1	5	.200	0	3	.000	0	0	---	1	3	4	2	1	0	0	2	0	2	2.0
Ariza	1	1	15	0	4	.000	0	3	.000	0	0	---	0	2	2	0	0	0	1	1	1	0	0.0

CURRENT STREAK

Lost 1

CURRENT HOME STREAK

Lost 1

CURRENT ROAD STREAK

Won 2

LAST HOME WIN

3/12/21 (105-100)

LAST ROAD WIN

11/24/21 (124-116, OT)

LAST HOME LOSS

1/19/22 (104-111)

LAST ROAD LOSS

8/8/20 (111-116) (Orlando, FL)
12/17/19 (102-105)

LARGEST WINNING MARGIN

28 vs. Indiana, 11/12/78 (134-106)

LARGEST LOSING MARGIN

42 @ Indiana, 2/5/19 (94-136)

MOST POINTS SCORED

139 vs. Indiana, 3/3/89

MOST POINTS ALLOWED

136 @ Indiana, 2/5/19

FEWEST POINTS SCORED

72 @ Indiana, 2/2/04

FEWEST POINTS ALLOWED

76 vs. Indiana, 12/11/96

HIGH INDIV. GAME (LAKERS)

45, K. Bryant vs. Indiana, 1/9/06

HIGH INDIV. GAME (PACERS)

39, P. George vs. Indiana, 11/29/15
39, R. Miller @ Indiana, 3/18/05
39, T.J. Warren @ Indiana, 8/8/20



6951 S. Centinela Ave., Playa Vista, CA 90094
phone: (310) 862-6000 / www.clippers.com

BASKETBALL DIRECTORY / GENERAL INFORMATION

Owner: Steve Ballmer
President, Basketball Operations: Lawrence Frank
General Manager: Michael Winger
Head Coach: Tyrone Lue
Associate Head Coach: Daniel Craig
Assistant Coaches: Jeremy Castleberry, Larry Drew, Shaun Fein, Dahntay Jones, Jay Larranaga, Brendan O'Connor, Brian Shaw
Director of Medical Services & Head Athletic Trainer: Jasen Powell
Communications: Chris Wallace, Dennis Rogers, Curtis Jackson, Cooper Dzierzanowski
Home Court: Crypto.com Arena (19,060) - opened in 1999
Colors: Red, Blue, Silver, Black
Radio: AM 570 (LA Sports) - Noah Eagle
Spanish Radio: ESPN Deportes (1330 AM) - Armando Garcia
Television: SoCal/KTLA - Brian Sieman

FRANCHISE TIMELINE / LAKERS RECORD

Buffalo Braves	(founded 1970-71)	W/L: 22-10
San Diego Clippers	(founded 1978-79)	W/L: 24-10
LA Clippers	(founded 1984-85)	W/L: 104-61

2021-22 RESULTS

12/3/21	vs. LA Clippers	115-119	(L)
2/3/22	@ LA Clippers	110-111	(L)
2/25/22	vs. LA Clippers	102-105	(L)
3/3/22	@ LA Clippers	111-132	(L)

ALL-TIME WIN / LOSS

	Home	Away	Neutral	Overall
All-Time Totals	82-32	68-49	-	150-81
Lakers vs. LA Clippers	56-25	48-36	-	104-61

2022-23 MEETINGS

10/20/22	vs. LA Clippers	7:00 pm	(TNT)
11/9/22	@ LA Clippers	7:00 pm	(ESPN)
1/24/23	vs. LA Clippers	7:00 pm	(TNT)
4/5/23	@ LA Clippers	7:00 pm	(ESPN)

LAKERS 2021-22 STATISTICS VS. LA CLIPPERS

	G	GS	MIN	FG	FGA	FG%	3FG	3FGA	3FG%	FT	FTA	FT%	OFF	DEF	TOT	AST	PF	DQ	STL	TO	BLK	PTS	AVG
Davis	2	2	74	22	39	.564	0	4	.000	13	18	.722	12	15	27	6	4	0	2	3	3	57	28.5
James	3	3	109	23	59	.390	6	25	.240	18	23	.783	5	25	30	13	5	0	3	13	2	70	23.3
Westbrook	4	4	134	27	63	.429	3	12	.250	5	9	.556	4	15	19	17	11	0	3	6	0	62	15.5
Monk	4	2	116	24	52	.462	9	25	.360	3	5	.600	5	11	16	19	7	0	3	1	1	60	15.0
Anthony	4	0	89	19	35	.543	8	17	.471	5	7	.714	3	11	14	2	4	0	2	6	3	51	12.8
Horton-Tucker	3	1	76	14	25	.560	3	8	.375	2	3	.667	2	8	10	6	6	0	3	4	2	33	11.0
Ellington	2	0	32	7	10	.700	4	7	.571	0	0	---	0	1	1	0	1	0	1	0	0	18	9.0
Howard	4	3	73	10	20	.500	0	0	---	9	14	.643	10	16	26	5	7	0	3	3	4	29	7.3
Bradley	1	1	20	2	4	.500	2	3	.667	0	0	---	0	0	0	0	2	0	0	2	0	6	6.0
Reaves	4	2	93	8	16	.500	3	8	.375	3	4	.750	2	3	5	9	9	0	1	2	4	22	5.5
Ariza	2	1	36	2	7	.286	1	5	.200	2	2	1.000	0	5	5	0	2	0	1	1	0	7	3.5
Bazemore	2	0	27	2	8	.250	2	6	.333	1	2	.500	0	6	6	4	2	0	1	3	0	7	3.5
Johnson	3	1	56	4	10	.400	0	3	.000	2	2	1.000	0	7	7	4	5	0	4	3	1	10	3.3
Augustin	1	0	22	1	4	.250	1	3	.333	0	0	---	1	0	1	6	1	0	3	0	0	3	3.0
Gabriel	1	0	4	1	3	.333	1	2	.500	0	0	---	2	1	3	0	0	0	0	0	0	3	3.0

CURRENT STREAK

Lost 7

LAST HOME LOSS

2/25/22 (102-105)

MOST POINTS ALLOWED

142 vs. LA Clippers, 3/6/14
138 vs. San Diego, 11/27/81

CURRENT HOME STREAK

Lost 3

LAST ROAD LOSS

3/3/22 (111-132)

FEWEST POINTS SCORED

78 vs. LA Clippers, 4/5/15

CURRENT ROAD STREAK

Lost 4

LARGEST WINNING MARGIN

46 @ San Diego, 11/13/79 (137-91)
40 vs. LA Clippers, 1/15/10 (126-86)

FEWEST POINTS ALLOWED

68 vs. LA Clippers, 12/14/99

LAST HOME WIN

7/30/20 (103-101) (Orlando, FL)
12/25/16 (111-102)

LARGEST LOSING MARGIN

48 vs. LA Clippers, 3/6/14 (94-142)

HIGH INDIV. GAME (LAKERS)

61, S. O'Neal @ LA Clippers, 3/6/00

LAST ROAD WIN

3/8/20 (112-103)

MOST POINTS SCORED

156 vs. San Diego, 3/23/79
137 vs. LA Clippers, 11/30/86

HIGH INDIV. GAME (CLIPPERS)

47, B. McAdoo vs. Buffalo, 2/11/75
42, D. Wilkins @ LA Clippers, 4/16/94
42, L. Williams @ LA Clippers, 11/27/17

191 Beale Street, Memphis, TN 38103
phone: (901) 205-1234 / www.grizzlies.com

BASKETBALL DIRECTORY / GENERAL INFORMATION

Chairman and Controlling Owner: Robert J. Pera

President: Jason Wexler

GM/EVP of Basketball Operations: Zachary Z. Kleiman

Head Coach: Taylor Jenkins

Assistant Coaches: Blake Ahearn, Brad Jones, Darko Rajaković, David McClure, James "Scoonie" Penn, Sonia Raman, Vitaly Potapenko

Head of Sports Medicine: Eric Oetter

Communications: Laura Ehret, Bryan Loor-Almonte, Ross Wooden, Avery Franklin, Corey Moore

Home Court: FedExForum (17,794) - opened in 2004

Colors: Beale Street Blue, Midnight Navy, Grizzlies Gold, Steel Gray

Radio: ESPN 92.9 FM / 680 AM - Eric Hasseltine,

Elliot Perry, Michael Wallace, Jessica Benson, Jon Roser

Television: Bally Sports Southeast - Pete Pranicca, Brevin Knight, Rob Fischer, Chris Vernon



FRANCHISE TIMELINE / LAKERS RECORD

Vancouver Grizzlies	(founded 1995-96)	W/L: 22-1
Memphis Grizzlies	(founded 2001-02)	W/L: 39-37

2021-22 RESULTS

10/24/21	vs. Memphis	121-118 (W)
12/9/21	@ Memphis	95-108 (L)
12/29/21	@ Memphis	99-104 (L)
1/9/22	vs. Memphis	119-127 (L)

ALL-TIME WIN / LOSS

	Home	Away	Neutral	Overall
All-Time Totals	34-15	27-23	-	61-38
Lakers vs. Memphis	22-15	17-22	-	39-37

2022-23 MEETINGS

1/20/23	vs. Memphis	7:00 pm (ESPN)
2/28/23	@ Memphis	5:00 pm
3/7/23	vs. Memphis	7:00 pm (TNT)

LAKERS 2021-22 STATISTICS VS. MEMPHIS

	G	GS	MIN	FG	FGA	FG%	3FG	3FGA	3FG%	FT	FTA	FT%	OFF	DEF	TOT	AST	PF	DQ	STL	TO	BLK	PTS	AVG
James	4	4	149	41	78	.526	16	33	.485	13	14	.929	8	30	38	31	7	0	8	16	6	111	27.8
Davis	2	2	72	17	33	.515	2	7	.286	8	11	.727	4	12	16	3	2	0	1	5	5	44	22.0
Anthony	4	0	103	16	39	.410	8	23	.348	7	10	.700	6	11	17	3	7	0	2	6	2	47	11.8
Ellington	2	0	31	8	13	.615	6	10	.600	0	0	---	0	1	1	0	2	0	0	2	0	22	11.0
Westbrook	4	4	136	17	52	.327	5	12	.417	5	10	.500	4	26	30	38	14	0	4	20	2	44	11.0
Monk	4	2	104	15	36	.417	7	16	.438	3	3	1.000	3	11	14	10	3	0	3	7	4	40	10.0
Reaves	2	0	41	8	11	.727	1	3	.333	3	4	.750	0	0	0	3	4	0	0	0	1	20	10.0
Horton-Tucker	3	1	65	12	27	.444	3	9	.333	0	1	.000	3	6	9	8	9	0	0	6	2	27	9.0
Bradley	4	3	87	9	23	.391	4	12	.333	2	2	1.000	1	3	4	1	8	0	4	2	1	24	6.0
Bazemore	2	1	35	3	4	.750	2	3	.667	3	4	.750	1	1	2	2	5	0	2	1	0	11	5.5
Howard	4	1	53	9	12	.750	1	1	1.000	3	7	.429	3	6	9	1	8	0	1	0	1	22	5.5
Johnson	2	1	36	4	9	.444	1	4	.250	0	0	---	1	5	6	0	6	0	2	2	2	9	4.5
Jordan	2	1	22	4	5	.800	0	0	---	0	0	---	3	7	10	3	3	0	1	1	4	8	4.0
Ariza	1	0	15	1	1	1.000	1	1	1.000	0	0	---	0	5	5	2	0	0	0	0	0	3	3.0
Collison	1	0	11	1	2	.500	0	0	---	0	0	---	0	0	0	0	1	0	1	1	0	2	2.0

CURRENT STREAK

Lost 3

LAST HOME LOSS

1/9/22 (119-127)

MOST POINTS ALLOWED

128 @ Memphis, 2/24/16

128 @ Memphis, 1/9/07

CURRENT HOME STREAK

Lost 1

LAST ROAD LOSS

12/29/21 (99-104)

FEWEST POINTS SCORED

72 vs. Memphis, 12/20/04

CURRENT ROAD STREAK

Lost 2

LARGEST WINNING MARGIN

39 vs. Memphis, 1/14/02 (120-81)

FEWEST POINTS ALLOWED

75 vs. Memphis, 4/12/09

LAST HOME WIN

10/24/21 (121-118)

LARGEST LOSING MARGIN

23 @ Memphis, 11/10/04 (87-110)

HIGH INDIV. GAME (LAKERS)

60, K. Bryant @ Memphis, 3/22/07

LAST ROAD WIN

1/5/21 (94-92)

MOST POINTS SCORED

124 vs. Memphis, 11/2/10

HIGH INDIV. GAME (GRIZZLIES)

41, J. Morant @ Memphis, 12/29/21

MIAMI HEAT



601 Biscayne Boulevard, Miami, FL 33132
phone: (786) 777-HEAT / www.heat.com

BASKETBALL DIRECTORY / GENERAL INFORMATION

Managing General Partner: Micky Arison
Chief Executive Officer: Nick Arison
President: Pat Riley
Sr. Vice President, Basketball Ops/General Manager: Andy Elisburg
Head Coach: Erik Spoelstra
Assistant Coaches: Chris Quinn, Malik Allen, Caron Butler
Head Athletic Trainer: Wes Brown
Media Relations: Tim Donovan, Rob Wilson, Michael Lissack, Nick Maiorana, Maddox Burnett
Home Court: FTX Arena (19,600) - opened in 2000
Colors: Red, Yellow, Black and White
Radio: 790 The Ticket (AM 790/104.3 FM) - Jason Jackson, Ruth Riley Hunter, Ron Rothstein
Spanish Radio: WAQI (710 AM) - José Pañeda, Joe Pujala
Television: Bally Sports Sun - Eric Reid, John Crotty, Jason Jackson, Will Manso, Kristen Hewitt

FRANCHISE TIMELINE

Miami Heat (founded 1988-89)

ALL-TIME WIN / LOSS

	Home	Away	Neutral	Overall
Lakers vs. Heat	24-10	14-20	-	38-30

2021-22 RESULTS

11/10/21 vs. Miami 120-117 (OT) (W)
1/23/22 @ Miami 107-113 (L)

2022-23 MEETINGS

12/28/22 @ Miami 4:30 pm (NBATV)
1/4/23 @ Miami 7:00 pm (ESPN)

LAKERS 2021-22 STATISTICS VS. MIAMI

	G	GS	MIN	FG	FGA	FG%	3FG	3FGA	3FG%	FT	FTA	FT%	OFF	DEF	TOT	AST	PF	DQ	STL	TO	BLK	PTS	AVG
James	1	1	40	12	22	.545	1	8	.125	8	11	.727	2	9	11	4	4	0	2	3	0	33	33.0
Westbrook	2	2	75	19	37	.514	3	10	.300	8	10	.800	3	18	21	23	10	0	1	11	2	49	24.5
Davis	1	1	45	10	23	.435	1	2	.500	3	4	.750	5	8	13	4	3	0	1	4	1	24	24.0
Monk	2	0	58	13	19	.684	5	11	.455	3	4	.750	0	7	7	5	4	0	2	3	1	34	17.0
Bradley	2	2	70	11	23	.478	9	17	.529	1	2	.500	0	4	4	3	4	0	2	4	1	32	16.0
Anthony	2	0	63	8	20	.400	3	10	.300	4	5	.800	0	9	9	1	5	0	1	3	0	23	11.5
Ellington	2	0	32	5	8	.625	5	8	.625	0	0	---	0	1	1	2	1	0	0	0	0	15	7.5
Johnson	1	0	23	2	3	.667	1	2	.500	2	2	1.000	0	2	2	0	2	0	0	0	0	7	7.0
Horton-Tucker	1	0	22	1	5	.200	1	2	.500	2	2	1.000	1	0	1	3	3	0	2	0	0	5	5.0
Bazemore	1	1	22	1	4	.250	0	3	.000	0	0	---	0	2	2	0	3	0	1	1	0	2	2.0
Reaves	1	0	9	0	1	.000	0	0	---	2	2	1.000	0	0	0	1	0	0	0	1	0	2	2.0
Jordan	1	1	11	0	0	---	0	0	---	1	2	.500	1	4	5	0	2	0	0	1	0	1	1.0
Ariza	1	1	15	0	5	.000	0	5	.000	0	0	---	0	5	5	0	0	0	0	4	0	0	0.0
Howard	2	1	22	0	1	.000	0	0	---	0	2	.000	4	3	7	0	6	1	0	2	2	0	0.0

CURRENT STREAK

Lost 1

LAST HOME LOSS

2/20/21 (94-96)

MOST POINTS ALLOWED

118 vs. Miami (OT), 1/15/07
115 @ Miami, 12/22/16

CURRENT HOME STREAK

Won 1

LAST ROAD LOSS

1/23/22 (107-113)

FEWEST POINTS SCORED

75 vs. Miami, 1/13/15

CURRENT ROAD STREAK

Lost 2

LARGEST WINNING MARGIN

47 @ Miami, 11/23/88 (138-91)

FEWEST POINTS ALLOWED

75 @ Miami, 12/13/89

LAST HOME WIN

11/10/21 (120-117, OT)

LARGEST LOSING MARGIN

17 @ Miami, 11/25/97 (86-103)
17 @ Miami, 12/23/93 (92-109)

HIGH INDIV. GAME (LAKERS)

51, L. James @ Miami, 11/18/18

LAST ROAD WIN

12/13/19 (113-110)

MOST POINTS SCORED

138 @ Miami, 11/23/88

HIGH INDIV. GAME (HEAT)

40, D. Wade @ Miami, 12/25/06

1111 N. Vel R. Phillips Ave., Milwaukee, WI 53203
phone: (414) 227-0500 / www.bucks.com

BASKETBALL DIRECTORY / GENERAL INFORMATION

Owners: Marc Lasry, Wes Edens, Jamie Dinan
General Manager: Jon Horst
Head Coach: Mike Budenholzer
Associate Head Coach: Charles Lee
Assistant Coaches: Patrick St. Andrews, Chad Forcier,
Vin Baker, Josh Oppenheimer, Mike Dunlap, Vince Legarza,
Blaine Mueller, DeMarre Carroll
Head Athletic Trainer: Scott Faust
Communications: Barry Baum, Dan Smyczek, Eric Kohlbeck, Kate Reed
Home Court: Fiserv Forum (17,341) - opened in 2018
Colors: Good Land Green, Cream City Cream,
Great Lakes Blue, Bucks Black
Radio: 620 AM/103.3 FM WTMJ - Dave Koehn
Television: Bally Sports Wisconsin - Lisa Byington, Marques Johnson,
Steve Novak, Zora Stephenson



FRANCHISE TIMELINE

Milwaukee Bucks (founded 1968-69)

ALL-TIME WIN / LOSS

	Home	Away	Neutral	Overall
Lakers vs. Bucks	52-18	29-41	2-0	83-59

2021-22 RESULTS

11/17/21	@ Milwaukee	102-109 (L)
2/8/22	vs. Milwaukee	116-131 (L)

2022-23 MEETINGS

12/2/22	@ Milwaukee	4:30 pm	(ESPN)
2/9/23	vs. Milwaukee	7:00 pm	(TNT)

LAKERS 2021-22 STATISTICS VS. MILWAUKEE

	G	GS	MIN	FG	FGA	FG%	3FG	3FGA	3FG%	FT	FTA	FT%	OFF	DEF	TOT	AST	PF	DQ	STL	TO	BLK	PTS	AVG
James	1	1	35	11	19	.579	3	7	.429	2	4	.500	0	5	5	8	4	0	0	4	0	27	27.0
Davis	2	2	74	17	25	.680	0	1	.000	6	10	.600	6	12	18	8	6	0	1	2	5	40	20.0
Johnson	1	0	26	7	13	.538	1	4	.250	1	3	.333	3	3	6	1	5	0	0	1	0	16	16.0
Monk	2	1	56	11	26	.423	4	17	.235	5	6	.833	0	5	5	6	3	0	2	3	0	31	15.5
Horton-Tucker	2	1	68	10	21	.476	3	7	.429	6	6	1.000	6	11	17	6	7	0	4	6	3	29	14.5
Westbrook	2	2	62	10	27	.370	2	6	.333	7	11	.636	3	11	14	20	4	0	1	7	1	29	14.5
Anthony	1	1	32	4	10	.400	2	8	.250	0	0	---	0	6	6	1	2	0	1	2	0	10	10.0
Reaves	1	0	20	4	6	.667	2	4	.500	0	0	---	1	0	1	0	0	0	0	0	0	10	10.0
Rondo	1	0	12	3	5	.600	2	3	.667	0	0	---	1	1	2	0	2	0	0	1	0	8	8.0
Ariza	1	1	20	3	5	.600	1	3	.333	0	0	---	0	1	1	2	3	0	3	0	0	7	7.0
Ellington	1	0	20	1	7	.143	1	7	.143	0	0	---	0	3	3	0	0	0	0	0	0	3	3.0
Howard	1	0	8	1	2	.500	0	0	---	1	2	.500	0	2	2	0	1	0	1	0	1	3	3.0
Bradley	2	1	32	2	8	.250	1	5	.200	0	0	---	0	2	2	0	2	0	1	2	0	5	2.5
Bazemore	1	0	11	0	5	.000	0	3	.000	0	0	---	1	2	3	0	0	0	1	1	0	0	0.0
Jordan	1	0	5	0	2	.000	0	0	---	0	0	---	2	2	4	0	0	0	0	0	0	0	0.0

CURRENT STREAK

Lost 3

LAST HOME LOSS

2/8/22 (116-131)

FEWEST POINTS SCORED

79 vs. Milwaukee, 12/21/10
79 vs. Milwaukee, 12/31/13

CURRENT HOME STREAK

Lost 2

LAST ROAD LOSS

11/17/21 (102-109)

FEWEST POINTS ALLOWED

77 vs. Milwaukee, 1/10/10

CURRENT ROAD STREAK

Lost 1

LARGEST WINNING MARGIN

29 vs. Milwaukee, 11/15/83 (126-97)

HIGH INDIV. GAME (LAKERS)

44, J. West @ Milwaukee, 1/21/69

LAST HOME WIN

3/6/20 (113-103)

LARGEST LOSING MARGIN

34 @ Milwaukee, 2/11/71 (88-122)

HIGH INDIV. GAME (BUCKS)

50, K. Abdul-Jabbar vs. Milwaukee, 3/17/72

LAST ROAD WIN

1/21/21 (113-106)

MOST POINTS SCORED

137 @ Milwaukee, 11/14/78

MOST POINTS ALLOWED

131 vs. Milwaukee, 2/8/22
131 vs. Milwaukee, 3/1/19

MINNESOTA TIMBERWOLVES



600 Hennepin Avenue, Suite 300, Minneapolis, MN 55403
phone: (612) 673-1600 / www.timberwolves.com

BASKETBALL DIRECTORY / GENERAL INFORMATION

Owner: Glen Taylor
Chief Executive Officer: Ethan Casson
President of Basketball Operations: Tim Connelly
Head Coach: Chris Finch
Assistant Coaches: Micah Nori, Pablo Prigioni, Elston Turner, Kevin Hanson
VP of Player Health/Head Athletic Trainer: Gregg Farnam
Communications: Sara Perez, Aaron Freeman, Laura Topp
Home Court: Target Center (17,136) - opened in 1990
Colors: Midnight Blue, Lake Blue, Black, White
Radio: WCCO-AM 830 - Alan Horton
Television: Bally Sports North - Michael Grady, Jim Petersen, Katie Storm

FRANCHISE TIMELINE

Minnesota Timberwolves (founded 1989-90)

2021-22 RESULTS

11/12/21 vs. Minnesota 83-107 (L)
12/17/21 @ Minnesota 92-110 (L)
1/2/22 vs. Minnesota 108-103 (W)
3/16/22 @ Minnesota 104-124 (L)

ALL-TIME WIN / LOSS

	Home	Away	Neutral	Overall
Lakers vs. TWolves	49-13	34-26	-	83-39

2022-23 MEETINGS

10/28/22 @ Minnesota 5:00 pm
3/3/23 vs. Minnesota 7:30 pm
3/31/23 @ Minnesota 5:00 pm (NBATV)

LAKERS 2021-22 STATISTICS VS. MINNESOTA

	G	GS	MIN	FG	FGA	FG%	3FG	3FGA	3FG%	FT	FTA	FT%	OFF	DEF	TOT	AST	PF	DQ	STL	TO	BLK	PTS	AVG
James	3	3	112	20	49	.408	6	23	.261	17	25	.680	1	21	22	14	12	0	5	10	5	63	21.0
Thomas	1	0	22	5	12	.417	2	6	.333	7	9	.778	0	2	2	1	1	0	0	1	1	19	19.0
Westbrook	4	4	129	23	46	.500	3	14	.214	20	31	.645	2	14	16	16	12	0	3	18	2	69	17.3
Davis	2	2	51	11	20	.550	0	2	.000	9	11	.818	2	7	9	2	6	0	3	5	4	31	15.5
Monk	3	2	92	16	37	.432	7	25	.280	3	3	1.000	2	5	7	9	3	0	5	8	3	42	14.0
Anthony	4	0	107	15	48	.313	7	31	.226	4	6	.667	4	7	11	8	9	0	4	3	3	41	10.3
Bradley	3	2	69	9	18	.500	3	9	.333	2	2	1.000	1	8	9	3	3	0	5	0	0	23	7.7
Ellington	3	2	75	7	23	.304	6	21	.286	0	0	---	1	4	5	3	3	0	1	4	0	20	6.7
Gabriel	1	0	15	3	6	.500	0	2	.000	4	4	1.000	1	1	2	0	3	0	1	0	0	10	10.0
Bazemore	2	2	40	4	12	.333	3	8	.375	0	0	---	1	8	9	3	7	0	2	0	1	11	5.5
Howard	2	1	39	3	7	.429	1	3	.333	4	4	1.000	7	9	16	1	6	0	2	3	3	11	5.5
Rondo	2	0	47	4	11	.364	2	7	.286	0	0	---	2	11	13	16	3	0	2	8	0	10	5.0
Augustin	1	0	11	3	4	.750	1	1	1.000	0	0	---	0	1	1	1	0	0	0	0	0	7	7.0
Reaves	2	1	44	4	6	.667	1	3	.333	0	0	---	0	7	7	3	0	0	0	1	0	9	4.5
Doumbouya	1	0	8	1	4	.250	0	1	.000	2	2	1.000	1	1	2	0	0	0	1	1	1	4	4.0
Horton-Tucker	2	0	32	3	12	.250	0	5	.000	2	2	1.000	2	6	8	3	3	0	1	3	0	8	4.0
Ariza	1	0	12	1	2	.500	1	2	.500	0	0	---	1	1	2	0	0	0	0	1	0	3	3.0
Johnson	2	1	28	1	4	.250	1	4	.250	1	2	.500	1	1	2	3	4	0	2	0	0	4	2.0
Jordan	1	0	10	1	1	1.000	0	0	---	0	0	---	0	2	2	0	1	0	0	0	1	2	2.0
Brown	1	0	15	0	6	.000	0	3	.000	0	0	---	0	1	1	0	0	0	0	0	0	0	0.0
Huff	1	0	5	0	0	---	0	0	---	0	0	---	0	0	0	0	1	0	1	0	0	0	0.0

CURRENT STREAK

Lost 1

LAST HOME LOSS

11/12/21 (83-107)

FEWEST POINTS SCORED

74 @ Minnesota, 11/9/05

CURRENT HOME STREAK

Won 1

LAST ROAD LOSS

3/16/22 (104-124)

FEWEST POINTS ALLOWED

73 vs. Minnesota, 3/26/04
73 @ Minnesota, 12/6/90

CURRENT ROAD STREAK

Lost 2

LARGEST WINNING MARGIN

36 vs. Minnesota, 12/27/20 (127-91)

HIGH INDIV. GAME (LAKERS)

50, K. Bryant vs. Minnesota, 3/18/07
50, C. Ceballos vs. Minnesota, 12/20/94
50, A. Davis vs. Minnesota, 12/8/19

LAST HOME WIN

1/2/22 (108-103)

LARGEST LOSING MARGIN

36 @ Minnesota, 3/28/14 (107-143)

HIGH INDIV. GAME (WOLVES)

47, A. Wiggins @ Minnesota, 11/13/16

LAST ROAD WIN

2/16/21 (112-104)

MOST POINTS SCORED

142 vs. Minnesota, 12/8/19

MOST POINTS ALLOWED

143 @ Minnesota, 3/28/14

5800 Airline Drive, New Orleans, LA 70003
phone: (504) 593-4700 / www.pelicans.com

BASKETBALL DIRECTORY / GENERAL INFORMATION

Governor: Gayle Benson
President: Dennis Lauscha
Executive VP of Basketball Operations: David Griffin
General Manager: Trajan Langdon
VP of Basketball Operations/Team Development: Swin Cash
Head Coach: Willie Green
Assistant Coaches: Jarron Collins, Casey Hill,
Fred Vinson, Teresa Weatherspoon, Ryan Frazier, Ryan Pannone
Coaching Advisor: Mike D'Antoni
Head Athletic Trainer: Tom Maystadt
Communications: Greg Bensele, Matt Ryan,
Chris Trahan, Henry Valier, Sam Shannon
Home Court: Smoothie King Center (16,867) - opened in 2002
Colors: Blue, Gold, Red
Radio: WRNO (99.5 FM) - Todd Graffagnini,
John DeShazier, Joe Cardoso, Erin Summers
Television: Bally Sports New Orleans - Joel Meyers,
Antonio Daniels, Jen Hale



FRANCHISE TIMELINE

New Orleans Hornets	(founded 2002-03)	W/L: 27-9
NO/Oklahoma City	(2005-07)	
New Orleans Pelicans	(founded 2013-14)	W/L: 14-17

2021-22 RESULTS

2/27/22	vs. New Orleans	95-123 (L)
3/27/22	@ New Orleans	108-116 (L)
4/1/22	vs. New Orleans	111-114 (L)

ALL-TIME WIN / LOSS

	Home	Away	Neutral	Overall
All-Time Totals	22-11	19-15	-	41-26
Lakers vs. Pelicans	8-7	6-10	-	14-17

2022-23 MEETINGS

11/2/22	vs. New Orleans	7:30 pm
2/4/23	@ New Orleans	5:00 pm
2/15/23	vs. New Orleans	7:00 pm (ESPN)
3/14/23	@ New Orleans	5:00 pm

LAKERS 2021-22 STATISTICS VS. NEW ORLEANS

	G	GS	MIN	FG	FGA	FG%	3FG	3FGA	3FG%	FT	FTA	FT%	OFF	DEF	TOT	AST	PF	DQ	STL	TO	BLK	PTS	AVG
James	3	3	117	40	73	.548	11	25	.440	18	23	.783	1	22	23	12	6	0	3	17	3	109	36.3
Davis	1	1	37	8	17	.471	1	2	.500	6	9	.667	0	12	12	6	4	0	1	2	0	23	23.0
Westbrook	3	3	90	18	45	.400	4	11	.364	6	7	.857	6	11	17	12	11	1	2	11	0	46	15.3
Monk	3	0	87	14	33	.424	4	15	.267	4	5	.800	1	5	6	14	4	0	4	8	1	36	12.0
Bradley	1	1	34	4	5	.800	2	2	1.000	0	0	---	0	1	1	1	1	0	3	1	0	10	10.0
Ellington	1	0	18	3	8	.375	3	8	.375	0	0	---	0	2	2	0	0	0	1	0	0	9	9.0
Anthony	2	0	44	5	13	.385	2	9	.222	4	4	1.000	2	5	7	2	7	0	0	1	2	16	8.0
Howard	3	3	78	8	13	.615	0	0	---	4	4	1.000	4	22	26	1	7	0	1	4	2	20	6.7
Augustin	2	0	29	3	7	.429	3	7	.429	0	0	---	0	1	1	1	2	0	1	2	0	9	4.5
Horton-Tucker	2	0	46	5	11	.455	1	6	.167	1	2	.500	0	4	4	6	4	0	1	1	0	12	6.0
Ariza	1	1	11	1	3	.333	0	2	.000	1	1	1.000	0	0	0	0	1	0	1	0	0	3	3.0
Bazemore	1	0	5	1	1	1.000	1	1	1.000	0	0	---	0	0	0	1	0	0	0	1	1	3	3.0
Gabriel	2	1	22	3	5	.600	0	0	---	0	3	.000	4	2	6	0	6	0	1	3	0	6	3.0
Johnson	3	0	54	1	4	.250	0	3	.000	6	8	.750	0	3	3	3	6	0	3	0	0	8	2.7
Jordan	1	0	9	1	1	1.000	0	0	---	0	1	.000	2	1	3	0	0	0	0	1	1	2	2.0
Reaves	2	2	41	1	7	.143	0	5	.000	0	0	---	1	5	6	6	3	0	1	1	0	2	1.0

CURRENT STREAK

Lost 3

LAST HOME LOSS

4/1/22 (111-114)

MOST POINTS ALLOWED

139 @ New Orleans, 2/14/18

CURRENT HOME STREAK

Lost 2

LAST ROAD LOSS

3/27/22 (108-116)

FEWEST POINTS SCORED

80 @ New Orleans, 1/21/15

CURRENT ROAD STREAK

Lost 1

LARGEST WINNING MARGIN

29 @ New Orleans, 1/9/08 (109-80)

FEWEST POINTS ALLOWED

76 vs. New Orleans, 11/28/04

LAST HOME WIN

1/15/21 (112-95)

LARGEST LOSING MARGIN

28 vs. New Orleans, 2/27/22 (95-123)

HIGH INDIV. GAME (LAKERS)

50, K. Bryant @ New Orleans, 3/23/07

LAST ROAD WIN

5/16/21 (110-98)

MOST POINTS SCORED

130 @ New Orleans, 3/31/19

HIGH INDIV. GAME (PELICANS)

42, A. Davis @ New Orleans, 2/14/18



Two Pennsylvania Plaza, New York, NY 10121
phone: (212) 465-6471 / www.nyknicks.com

BASKETBALL DIRECTORY / GENERAL INFORMATION

Executive Chairman: James L. Dolan
President: Leon Rose
General Manager: Scott Perry
Head Coach: Tom Thibodeau
Associate Head Coach: Johnny Bryant
Assistant Coaches: Andy Greer, Darren Erman, Rick Brunson, Dice Yoshimoto, Larry Greer
Head Athletic Trainer: Anthony Goenaga
Vice President, Media Relations: Gregg Schwartz
Home Court: Madison Square Garden (19,812) - opened in 1968
Colors: Orange, Blue and White
Radio: ESPN Radio (98.7 FM) - Ed Cohen, Brendan Brown
Television: MSG Network - Mike Breen, Walt Frazier

FRANCHISE TIMELINE

New York Knicks (founded 1946-47)

ALL-TIME WIN / LOSS

	Home	Away	Neutral	Overall
Minneapolis Era	24-12	10-26	12-7	46-45
Los Angeles Era	66-30	52-47	7-2	125-79
All-Time Totals	90-42	62-73	19-9	171-124

2021-22 MEETINGS

11/23/21	@ New York	100-106	(L)
2/5/22	vs. New York	122-115 (OT)	(W)

2022-23 MEETINGS

1/31/23	@ New York	4:30 pm	(TNT)
3/12/23	vs. New York	6:00 pm	(ESPN)

LAKERS 2021-22 STATISTICS VS. NEW YORK

	G	GS	MIN	FG	FGA	FG%	3FG	3FGA	3FG%	FT	FTA	FT%	OFF	DEF	TOT	AST	PF	DQ	STL	TO	BLK	PTS	AVG
James	1	1	40	13	24	.542	2	7	.286	1	2	.500	3	10	13	10	3	0	1	3	0	29	29.0
Davis	2	2	75	20	36	.556	1	2	.500	7	16	.438	10	13	23	6	4	0	3	2	4	48	24.0
Monk	2	1	70	16	34	.471	5	15	.333	4	6	.667	2	2	4	6	3	0	2	1	1	41	20.5
Westbrook	2	2	66	11	28	.393	3	9	.333	11	16	.688	2	15	17	16	4	0	3	10	1	36	18.0
Anthony	1	0	28	3	14	.214	2	8	.250	4	5	.800	1	2	3	0	5	0	0	0	0	12	12.0
Ariza	1	0	35	3	9	.333	2	7	.286	3	4	.750	1	7	8	3	3	0	0	0	1	11	11.0
Johnson	1	1	22	4	7	.571	1	2	.500	0	0	---	1	4	5	2	4	0	1	1	0	9	9.0
Reaves	1	0	18	2	5	.400	0	2	.000	5	5	1.000	0	3	3	0	0	0	0	1	1	9	9.0
Bradley	2	1	43	5	13	.385	3	10	.300	2	2	1.000	2	8	10	1	4	0	2	1	0	15	7.5
Ellington	1	0	17	1	3	.333	1	3	.333	1	1	1.000	0	1	1	0	0	0	0	2	0	4	4.0
Jordan	2	1	28	3	6	.500	0	0	---	0	0	---	5	8	13	0	3	0	1	0	1	6	3.0
Horton-Tucker	2	1	53	1	14	.071	0	5	.000	0	1	.000	0	6	6	7	6	0	3	3	1	2	1.0
Howard	1	0	10	0	0	---	0	0	---	0	0	---	0	1	1	1	1	0	0	1	0	0	0.0

CURRENT STREAK

Won 1

LAST HOME LOSS

1/4/19 (112-119)

MOST POINTS ALLOWED

142 @ New York, 12/31/57
140 @ New York, 2/12/66

CURRENT HOME STREAK

Won 3

LAST ROAD LOSS

11/23/21 (100-106)

FEWEST POINTS SCORED*

78 vs. New York, 4/1/01
78 vs. New York, 12/7/93

CURRENT ROAD STREAK

Lost 2

LARGEST WINNING MARGIN

37 vs. New York, 3/1/61 (144-107)

FEWEST POINTS ALLOWED*

68 vs. New York, 2/26/92

LAST HOME WIN

2/5/22 (122-115, OT)

LARGEST LOSING MARGIN

33 @ New York, 3/16/71 (82-115)

HIGH INDIV. GAME (LAKERS)

71, E. Baylor @ New York, 11/15/60

LAST ROAD WIN

1/22/20 (100-92)

MOST POINTS SCORED

152 vs. New York, 1/15/66

HIGH INDIV. GAME (KNICKS)

53, A. Houston vs. New York, 2/16/03
53, W. Reed vs. New York, 11/1/67

* since introduction of the shot clock in 1954-55

208 Thunder Dr., Oklahoma City, OK 73102
phone: (405) 208-4800 / www.okcthunder.com

BASKETBALL DIRECTORY / GENERAL INFORMATION

Chairman: Clay Bennett
Executive Vice President / General Manager: Sam Presti
Vice Presidents of Basketball Operations: Will Dawkins, Rob Hennigan
Head Coach: Mark Daigneault
Assistant Coaches: Dave Bliss, Mike Wilks, David Akinyooye, Grant Gibbs, Chip Engelland
Assistant Coach/Player Development: Eric Maynor
Basketball Communications: Matt Tumbleson, John Read, Laila Wani, Heather Ward
Home Court: Paycom Center (18,203) - opened in 2008
Colors: Thunder Blue, Thunder Navy, Thunder Sunset, Thunder Yellow
Radio: WWLS (98.1 FM / 640 AM) - Matt Pinto
Spanish Radio: WKY (930 AM) - Eleno Ornelas
Television: Bally Sports Oklahoma - Michael Cage, Chris Fisher, Nick "Sparky" Gallo, Paris Lawson



FRANCHISE TIMELINE

Seattle Sonics (founded 1967-68) W/L: 128-83
Oklahoma City (founded 2008-09) W/L: 23-26

2021-22 RESULTS

10/27/21 @ Oklahoma City 115-123 (L)
11/4/21 vs. Oklahoma City 104-107 (L)
12/10/21 @ Oklahoma City 116-95 (W)
4/8/22 vs. Oklahoma City 120-101 (W)

ALL-TIME WIN / LOSS

	Home	Away	Neutral	Overall
All-Time Totals	92-40	59-69	-	151-109
Lakers vs. Oklahoma City	13-12	10-14	-	23-26

2022-23 MEETINGS

2/7/23 vs. Oklahoma City 7:30 pm
3/1/23 @ Oklahoma City 5:00 pm
3/24/23 vs. Oklahoma City 7:30 pm

LAKERS 2021-22 STATISTICS VS. OKLAHOMA CITY

	G	GS	MIN	FG	FGA	FG%	3FG	3FGA	3FG%	FT	FTA	FT%	OFF	DEF	TOT	AST	PF	DQ	STL	TO	BLK	PTS	AVG
James	1	1	35	13	20	.650	4	6	.667	3	4	.750	0	5	5	6	2	0	3	2	2	33	33.0
Davis	2	2	75	23	42	.548	0	2	.000	13	16	.813	10	16	26	7	5	0	2	5	2	59	29.5
Johnson	1	1	32	8	16	.500	1	5	.200	4	7	.571	3	5	8	0	0	0	1	1	0	21	21.0
Westbrook	3	3	103	22	51	.431	5	15	.333	6	7	.857	7	22	29	25	7	0	1	19	1	55	18.3
Gabriel	1	0	25	6	7	.857	1	1	1.000	3	4	.750	1	6	7	1	5	0	0	1	2	16	16.0
Bradley	3	2	75	17	28	.607	10	14	.714	0	0	---	3	3	6	1	7	0	5	1	0	44	14.7
Anthony	3	0	87	14	38	.368	7	24	.292	6	6	1.000	3	10	13	6	8	0	5	3	1	41	13.7
Horton-Tucker	2	2	59	8	23	.348	3	7	.429	7	8	.875	2	9	11	7	4	0	3	2	0	26	13.0
M. Jones	1	0	18	4	4	1.000	1	1	1.000	4	5	.800	0	3	3	1	3	0	0	0	0	13	13.0
Reaves	4	1	96	11	22	.500	4	12	.333	8	10	.800	2	11	13	6	3	0	2	1	0	34	8.5
Ellington	3	0	48	8	24	.333	6	20	.300	0	0	---	1	5	6	2	1	0	1	1	0	22	7.3
Monk	4	2	98	12	33	.364	3	17	.176	2	3	.667	3	9	12	12	8	0	3	6	1	29	7.3
Howard	4	2	63	7	10	.700	0	2	.000	8	12	.667	4	18	22	4	8	0	4	4	2	22	5.5
Bazemore	3	2	54	5	13	.385	4	8	.500	2	2	1.000	2	4	6	6	5	0	1	1	1	16	5.3
Rondo	2	0	31	3	11	.273	1	3	.333	0	0	---	1	2	3	10	3	0	2	4	0	7	3.5
Augustin	1	0	23	2	5	.400	1	4	.250	2	2	1.000	0	0	0	3	1	0	2	0	0	7	7.0
Jordan	3	2	38	4	8	.500	0	0	---	2	4	.500	3	8	11	0	4	0	1	4	2	10	3.3

CURRENT STREAK

Won 2

CURRENT HOME STREAK

Won 1

CURRENT ROAD STREAK

Won 1

LAST HOME WIN

4/8/22 (120-101)

LAST ROAD WIN

12/10/21 (116-95)

LAST HOME LOSS

11/4/21 (104-107)

LAST ROAD LOSS

10/27/21 (115-123)

LARGEST WINNING MARGIN

38 vs. Seattle, 2/2/68 (151-113)
29 @ Oklahoma City, 1/13/21 (128-99)

LARGEST LOSING MARGIN

40 @ Oklahoma City, 12/19/15 (78-118)

MOST POINTS SCORED

154 vs. Seattle, 1/21/68
138 @ Oklahoma City (OT), 1/17/19
130 @ Oklahoma City, 11/22/19

MOST POINTS ALLOWED

137 @ Seattle, 11/21/67
133 vs. Oklahoma City, 1/3/18

FEWEST POINTS SCORED

75 @ Oklahoma City, 3/26/10
79 vs. Seattle, 12/23/92

FEWEST POINTS ALLOWED

71 vs. Seattle, 3/19/96
81 vs. Oklahoma City, 2/8/18

HIGH INDIV. GAME (LAKERS)

50, K. Bryant vs. Seattle, 4/15/07
44, L. Williams vs. Oklahoma City, 1/8/16

HIGH INDIV. GAME (THUNDER)

47, B. Rule @ Seattle, 11/21/67
43, K. Durant vs. Oklahoma City, 2/13/14



Amway Center, 400 W. Church Street, Suite 250, Orlando, FL 32801
phone: (407) 916-2400 / www.orlandomagic.com

BASKETBALL DIRECTORY / GENERAL INFORMATION

Chairman/Governor: Dan DeVos
Chief Executive Officer/Alternate Governor: Alex Martins
President of Basketball Operations: Jeff Weltman
Vice President of Basketball Operations: Matt Lloyd
General Manager: John Hammond
Associate General Manager: Pete D'Alessandro
Assistant General Managers: David Bencs, Anthony Parker
Head Coach: Jamahl Mosley
Assistant Coaches: Nate Tibbetts, Jesse Mermuys, Dale Osbourne, Bret Brielmaier, Lionel Chalmers, Dylan Murphy
Head Athletic Trainer: Ernest Eugene
Communications: Joel Glass, George Galante, Trish Wingerson, Louis Axen
Home Court: Amway Center (18,846) - opened in 2010
Colors: Blue, Silver, Black
Television: Bally Sports Florida - David Steele, Jeff Turner, Dante Marchitelli
Radio: FM 96.9 The Game - Jake Chapman

FRANCHISE TIMELINE

Orlando Magic (founded 1989-90)

ALL-TIME WIN / LOSS

	Home	Away	Neutral	Overall
Lakers vs. Magic	25-7	18-16	-	43-23

2021-22 RESULTS

12/12/21	vs. Orlando	106-94	(W)
1/21/22	@ Orlando	116-105	(W)

2022-23 MEETINGS

12/27/22	@ Orlando	4:00 pm
3/19/23	vs. Orlando	6:30 pm

LAKERS 2021-22 STATISTICS VS. ORLANDO

	G	GS	MIN	FG	FGA	FG%	3FG	3FGA	3FG%	FT	FTA	FT%	OFF	DEF	TOT	AST	PF	DQ	STL	TO	BLK	PTS	AVG
James	2	2	71	24	43	.558	5	14	.357	6	7	.857	2	16	18	15	5	0	1	12	4	59	29.5
Westbrook	2	2	71	17	35	.486	0	1	.000	3	4	.750	4	14	18	12	5	0	5	8	0	37	18.5
Anthony	2	0	42	12	22	.545	7	10	.700	5	5	1.000	1	5	6	1	3	0	0	0	3	36	18.0
Johnson	1	0	22	3	5	.600	3	4	.750	2	4	.500	1	4	5	2	0	0	1	2	1	11	11.0
Horton-Tucker	2	1	51	8	18	.444	3	8	.375	2	4	.500	1	1	2	5	5	0	7	1	1	21	10.5
Bradley	2	2	48	5	11	.455	4	8	.500	1	1	1.000	1	5	6	3	7	0	3	2	1	15	7.5
Monk	2	0	50	5	13	.385	1	4	.250	1	2	.500	0	7	7	5	4	0	2	3	0	12	6.0
Ariza	1	1	25	2	5	.400	1	4	.250	0	0	---	0	3	3	2	0	0	1	0	0	5	5.0
Reaves	2	0	48	1	6	.167	1	4	.250	7	8	.875	0	7	7	1	2	0	1	0	0	10	5.0
Howard	2	2	36	3	7	.429	0	0	---	3	4	.750	4	4	8	1	7	0	3	3	2	9	4.5
Jordan	1	0	10	2	3	.667	0	0	---	0	0	---	0	6	6	0	3	0	0	0	3	4	4.0
Ellington	1	0	7	1	1	1.000	1	1	1.000	0	1	.000	0	3	3	0	0	0	0	0	0	3	3.0

CURRENT STREAK

Won 4

LAST HOME LOSS

1/15/20 (118-119)

MOST POINTS ALLOWED

130 @ Orlando, 11/17/18

CURRENT HOME STREAK

Won 2

LAST ROAD LOSS

11/17/18 (117-130)

FEWEST POINTS SCORED

75 @ Orlando, 2/13/11

CURRENT ROAD STREAK

Won 3

LARGEST WINNING MARGIN

26 vs. Orlando, 11/24/90 (115-89)

FEWEST POINTS ALLOWED

81 vs. Orlando, 12/6/96

LAST HOME WIN

12/12/21 (106-94)

LARGEST LOSING MARGIN

26 @ Orlando, 3/23/97 (84-110)

HIGH INDIV. GAME (LAKERS)

41, K. Bryant @ Orlando, 12/20/08
41, K. Bryant @ Orlando, 11/12/04

LAST ROAD WIN

1/21/22 (116-105)

MOST POINTS SCORED

121 vs. Orlando, 1/10/90

HIGH INDIV. GAME (MAGIC)

46, S. O'Neal @ Orlando, 3/8/95

3 Banner Way, Camden, NJ 08103
phone: (215) 339-7600 / www.sixers.com

BASKETBALL DIRECTORY / GENERAL INFORMATION

Managing Partner: Josh Harris
Co-Managing Partner: David Blitzer
Chief Executive Officer: Tad Brown
President, Basketball Operations: Daryl Morey
General Manager: Elton Brand
Head Coach: Doc Rivers
Assistant Coaches: Dave Joerger, Sam Cassell, Dan Burke,
Brian Adams, Eric Hughes, Jamie Young
Head Athletic Trainer: Kevin Johnson
Public Relations: Dave Sholler, Molly McEndy, Rob King, Brandon Chinn
Erik Chambliss
Home Court: Wells Fargo Center (19,746) - opened in 1996
Colors: Red, White, Blue
Radio: The Fanatic (97.5 FM) - Tom McGinnis
Television: NBC Sports Philadelphia - Kate Scott, Alaa Abdelaby



FRANCHISE TIMELINE / LAKERS RECORD

Syracuse Nationals	(founded 1949-50)	W/L: 51-57
Philadelphia 76ers	(founded 1963-64)	W/L: 95-84

ALL-TIME WIN / LOSS

	Home	Away	Neutral	Overall
Minneapolis Era	19-13	9-29	7-5	35-47
Los Angeles Era	63-31	39-53	9-10	111-94
All-Time Totals	82-44	48-82	16-15	146-141
Lakers vs. Philadelphia	56-31	35-49	4-4	95-84

2021-22 RESULTS

1/27/22	@ Philadelphia	87-105	(L)
3/23/22	vs. Philadelphia	121-126	(L)

2022-23 MEETINGS

12/9/22	@ Philadelphia	4:30 pm	(ESPN)
1/15/23	vs. Philadelphia	6:30 pm	(NBATV)

LAKERS 2021-22 STATISTICS VS. PHILADELPHIA

	G	GS	MIN	FG	FGA	FG%	3FG	3FGA	3FG%	FT	FTA	FT%	OFF	DEF	TOT	AST	PF	DQ	STL	TO	BLK	PTS	AVG
Davis	1	1	34	14	21	.667	0	1	.000	3	3	1.000	3	9	12	1	4	0	2	3	4	31	31.0
Westbrook	2	2	67	19	35	.543	4	8	.500	2	5	.400	3	10	13	11	3	0	2	13	1	44	22.0
Monk	2	1	63	13	33	.394	4	15	.267	4	4	1.000	0	5	5	8	3	0	4	6	0	34	17.0
Anthony	2	0	57	12	26	.462	3	10	.300	2	2	1.000	2	8	10	1	5	0	0	2	0	29	14.5
Howard	2	1	40	10	16	.625	0	0	---	6	9	.667	4	11	15	1	7	0	1	1	1	26	13.0
Gabriel	1	1	30	4	11	.364	0	3	.000	0	0	---	3	6	9	0	4	0	0	2	8	8.0	
Johnson	2	2	60	6	13	.462	3	6	.500	0	0	---	2	10	12	10	5	0	1	2	3	15	7.5
Horton-Tucker	1	0	18	2	8	.250	1	3	.333	2	2	1.000	0	0	0	2	1	0	1	0	0	7	7.0
Augustin	1	0	22	2	4	.500	1	3	.333	0	0	---	0	4	4	4	1	0	0	0	0	5	5.0
Ellington	1	0	10	1	4	.250	1	4	.250	0	0	---	0	2	2	1	0	0	0	0	0	3	3.0
Bradley	1	1	26	1	4	.250	0	2	.000	0	0	---	1	1	2	1	1	0	0	1	0	2	2.0
Reaves	2	1	52	2	10	.200	0	4	.000	0	0	---	2	1	3	3	1	0	2	1	1	4	2.0
Bazemore	1	0	3	0	0	---	0	0	---	0	0	---	0	0	0	1	0	0	0	0	0	0	0.0

CURRENT STREAK

Lost 4

LAST HOME LOSS

3/23/22 (121-126)

MOST POINTS ALLOWED

158 @ Philadelphia, 3/18/68

CURRENT HOME STREAK

Lost 2

LAST ROAD LOSS

1/27/22 (87-105)

FEWEST POINTS SCORED*

73 @ Philadelphia, 2/5/04

CURRENT ROAD STREAK

Lost 4

LARGEST WINNING MARGIN

40 @ Philadelphia, 11/10/71 (143-103)
40 vs. Philadelphia, 11/19/72 (135-95)

FEWEST POINTS ALLOWED*

78 vs. Syracuse, 11/22/56
81 @ Philadelphia, 12/17/10

LAST HOME WIN

3/3/20 (120-107)

LARGEST LOSING MARGIN

31 @ Syracuse, 11/4/51 (67-98)
30 @ Philadelphia, 3/18/68 (128-158)

HIGH INDIV. GAME (LAKERS)

56, E. Baylor vs. Syracuse, 1/24/61
49, J. West vs. Philadelphia, 2/17/68

LAST ROAD WIN

12/7/17 (107-104)

MOST POINTS SCORED

154 vs. Philadelphia, 12/19/71

HIGH INDIV. GAME (76ERS)

65, W. Chamberlain @ Philadelphia, 2/17/66

* since introduction of the shot clock in 1954-55

PHOENIX SUNS



201 East Jefferson Street, Phoenix, AZ 85004
phone: (602) 379-7900 / www.suns.com

BASKETBALL DIRECTORY / GENERAL INFORMATION

Managing Partner: Robert Sarver
President & Chief Executive Officer: Jason Rowley
General Manager: James Jones
Head Coach: Monty Williams
Associate Head Coach: Kevin Young
Assistant Coaches: Bryan Gates, Brian Randle, Patrick Mutombo, Mark Bryant, Steve Scalzi, Jarrett Jack, Michael Ruffin
Head Athletic Trainer: David Crewe
Basketball Communications: Cole Mickelson, Bryce Marsee, Palmer Black
Home Court: Footprint Center (17,071) - opened in 1992
Colors: Orange, Purple
Radio: Arizona Sports (98.7 FM) - Al McCoy, Jon Bloom, Tim Kempton
Spanish Radio: KSUN (1400 AM, 106.5 FM) Arturo Ochoa, Cinthia Halilyan Chavez, Samuel Sandoval
Television: Bally Sports Arizona - Kevin Ray, Eddie Johnson, Ann Meyers Drysdale

FRANCHISE TIMELINE

Phoenix Suns (founded 1968-69)

2021-22 RESULTS

10/22/21 vs. Phoenix 105-115 (L)
12/21/21 vs. Phoenix 90-108 (L)
3/13/22 @ Phoenix 111-140 (L)
4/5/22 @ Phoenix 110-121 (L)

ALL-TIME WIN / LOSS

	Home	Away	Neutral	Overall
Lakers vs. Suns	96-35	50-78	-	146-113

2022-23 MEETINGS

11/22/22 @ Phoenix 7:00 pm (TNT)
12/19/22 @ Phoenix 6:00 pm (NBATV)
3/22/23 vs. Phoenix 7:00 pm (ESPN)
4/7/23 vs. Phoenix 7:30 pm (NBATV)

LAKERS 2021-22 STATISTICS VS. PHOENIX

	G	GS	MIN	FG	FGA	FG%	3FG	3FGA	3FG%	FT	FTA	FT%	OFF	DEF	TOT	AST	PF	DQ	STL	TO	BLK	PTS	AVG
James	3	3	101	31	57	.544	12	25	.480	16	17	.941	0	16	16	13	5	0	4	11	1	90	30.0
Davis	2	2	74	16	36	.444	0	3	.000	11	13	.846	6	21	27	4	3	0	2	4	3	43	21.5
Westbrook	4	4	134	31	65	.477	2	10	.200	14	24	.583	5	23	28	19	11	0	5	21	1	78	19.5
Anthony	4	0	83	16	39	.410	11	23	.478	8	11	.727	3	13	16	5	11	0	2	2	2	51	12.8
Ariza	1	0	21	4	4	1.000	3	3	1.000	1	2	.500	0	5	5	0	2	0	1	0	0	12	12.0
Reaves	3	1	68	11	18	.611	5	11	.455	9	12	.750	1	7	8	6	3	0	2	3	0	36	12.0
Monk	3	2	62	10	22	.455	4	10	.400	3	3	1.000	2	6	8	10	4	0	1	6	0	27	9.0
Bradley	3	1	64	5	12	.417	4	8	.500	0	0	---	0	2	2	0	6	0	1	1	0	14	4.7
Horton-Tucker	3	1	75	4	26	.154	1	14	.071	4	6	.667	1	6	7	6	3	0	2	3	1	13	4.3
Ellington	2	1	36	3	7	.429	2	6	.333	0	0	---	0	4	4	1	1	0	2	1	0	8	4.0
Howard	3	1	44	3	5	.600	0	1	.000	6	6	1.000	4	11	15	4	4	0	2	0	0	12	4.0
M. Jones	1	0	3	1	3	.333	0	1	.000	1	2	.500	0	1	1	1	0	0	1	1	0	3	3.0
Rondo	2	0	37	2	7	.286	2	4	.500	0	0	---	2	6	8	5	3	0	0	5	1	6	3.0
Thomas	1	0	26	1	11	.091	0	6	.000	1	2	.500	0	1	1	3	5	0	0	2	0	3	3.0
Gabriel	2	0	18	2	5	.400	0	0	---	3	7	.429	2	1	3	2	1	0	0	1	0	7	3.5
Augustin	2	0	27	0	5	.000	0	4	.000	0	0	---	1	3	4	3	1	0	0	2	1	0	0.0
Bazemore	2	1	30	1	7	.143	1	5	.200	1	2	.500	0	2	2	1	4	0	1	0	0	4	2.0
Johnson	2	1	26	0	6	.000	0	3	.000	4	4	1.000	0	6	6	2	2	0	0	2	0	4	2.0
J. Jones	1	0	3	1	1	1.000	0	0	---	0	0	---	2	0	2	0	1	0	0	0	0	2	2.0
Jordan	2	2	25	1	2	.500	0	0	---	1	2	.500	3	9	12	1	2	0	1	0	0	3	1.5
Huff	1	0	3	0	2	.000	0	1	.000	0	0	---	0	1	1	0	0	0	0	0	1	0	0.0

CURRENT STREAK

Lost 4

LAST HOME LOSS

12/21/21 (90-108)

MOST POINTS ALLOWED

140 @ Phoenix, 3/13/22

CURRENT HOME STREAK

Lost 2

LAST ROAD LOSS

4/5/22 (110-121)

FEWEST POINTS SCORED

76 @ Phoenix, 3/18/13

CURRENT ROAD STREAK

Lost 3

LARGEST WINNING MARGIN

37 @ Phoenix, 12/28/00 (115-78)
37 vs. Phoenix, 1/2/87 (155-118)
37 @ Phoenix, 10/31/85 (144-107)

FEWEST POINTS ALLOWED

77 vs. Phoenix, 1/3/16

LAST HOME WIN

5/9/21 (123-110)

LARGEST LOSING MARGIN

36 @ Phoenix, 2/15/17 (137-101)

HIGH INDIV. GAME (LAKERS)

66, W. Chamberlain vs. Phoenix, 2/9/69

LAST ROAD WIN

11/12/19 (123-115)

MOST POINTS SCORED

155 vs. Phoenix, 1/2/87

HIGH INDIV. GAME (SUNS)

43, G. Goodrich vs. Phoenix, 2/28/69

One Center Court, Suite 200, Portland, OR 97227
phone: (503) 234-9291 / www.trailblazers.com

BASKETBALL DIRECTORY / GENERAL INFORMATION

Chair: Jody Allen
President of Basketball Operations: Dewayne Hankins
General Manager: Joe Cronin
Assistant General Managers: Andrae Patterson,
Mike Schmitz, Sergi Oliva
Head Coach: Chauncey Billups
Assistant Coaches: Scott Brooks, Roy Rogers, Steve Hetzel,
Jonah Herscu, Rodney Billups
Head Athletic Trainer: Jessica Cohen
Basketball Communications: Ashley Clinkscale, Rahsaan Gethers
Home Court: Moda Center (19,393) - opened in 1995
Colors: Scarlet, Black and White
Radio: Rip City Radio 620 AM - Travis Demers, Michael Holton
Television: ROOT Sports - Kevin Calabro,
Lamar Hurd, Brooke Olzendam



FRANCHISE TIMELINE

Portland Trail Blazers (founded 1970-71)

ALL-TIME WIN / LOSS

	Home	Away	Neutral	Overall
Lakers vs. Blazers	80-39	45-73	-	125-112

2021-22 RESULTS

11/6/21	@ Portland	90-105	(L)
12/31/21	vs. Portland	139-106	(W)
2/3/22	vs. Portland	99-94	(W)
2/9/22	@ Portland	105-107	(L)

2022-23 MEETINGS

10/23/22	vs. Portland	12:30 pm
11/30/22	vs. Portland	7:30 pm (NBATV)
1/22/23	@ Portland	6:00 pm
2/13/23	@ Portland	7:00 pm

LAKERS 2021-22 STATISTICS VS. PORTLAND

	G	GS	MIN	FG	FGA	FG%	3FG	3FGA	3FG%	FT	FTA	FT%	OFF	DEF	TOT	AST	PF	DQ	STL	TO	BLK	PTS	AVG
James	2	2	66	29	48	.604	8	17	.471	7	10	.700	2	19	21	11	2	0	5	6	2	73	36.5
Anthony	3	0	80	18	37	.486	9	17	.529	7	8	.875	1	11	12	3	7	0	0	1	7	52	17.3
Davis	3	3	85	19	34	.559	0	1	.000	11	18	.611	6	19	25	8	8	0	1	5	8	49	16.3
Monk	4	3	111	16	40	.400	7	22	.318	6	8	.750	1	15	16	7	4	0	1	11	3	45	11.3
Westbrook	3	3	94	9	35	.257	2	10	.200	12	17	.706	4	28	32	31	10	0	5	14	0	32	10.7
Howard	2	0	26	7	12	.583	0	0	---	7	10	.700	5	9	14	0	4	0	1	4	1	21	10.5
Doumbouya	1	0	8	4	4	1.000	1	1	1.000	1	2	.500	1	3	4	0	1	0	2	1	1	10	10.0
Horton-Tucker	3	0	64	8	15	.533	5	8	.625	8	8	1.000	1	6	7	15	6	0	2	9	1	29	9.7
Johnson	3	2	66	7	13	.538	3	6	.500	7	10	.700	0	10	10	3	11	1	2	2	1	24	8.0
Ellington	3	0	45	8	16	.500	7	15	.467	0	0	---	1	5	6	2	2	0	1	1	0	23	7.7
Bradley	4	4	114	10	25	.400	6	15	.400	0	0	---	3	9	12	7	4	0	5	4	2	26	6.5
Reaves	4	0	87	8	22	.364	4	13	.308	5	7	.714	3	8	11	6	3	0	2	2	0	25	6.3
Jordan	1	1	20	3	5	.600	0	0	---	0	0	---	1	8	9	0	1	0	1	1	1	6	6.0
Ariza	2	1	42	3	7	.429	3	7	.429	0	0	---	0	9	9	3	3	0	0	0	0	9	4.5
Bazemore	3	1	31	2	7	.286	1	5	.200	2	2	1.000	1	3	4	2	4	0	0	1	1	7	2.3
Rondo	1	0	13	1	6	.167	0	2	.000	0	0	---	0	3	3	2	1	0	1	1	0	2	2.0
Huff	1	0	8	0	1	.000	0	1	.000	0	0	---	1	1	2	1	0	0	0	0	0	0	0.0

CURRENT STREAK

Lost 1

LAST HOME LOSS

12/28/20 (107-115)

MOST POINTS ALLOWED

145 @ Portland, 4/9/77

CURRENT HOME STREAK

Won 3

LAST ROAD LOSS

2/9/22 (105-107)

FEWEST POINTS SCORED

77 vs. Portland, 4/3/15

CURRENT ROAD STREAK

Lost 3

LARGEST WINNING MARGIN

36 @ Portland, 1/1/87 (140-104)
36 vs. Portland, 12/10/72 (137-101)

FEWEST POINTS ALLOWED

76 vs. Portland, 10/28/08

LAST HOME WIN

2/3/22 (99-94)

LARGEST LOSING MARGIN

46 @ Portland, 1/9/95 (83-129)

HIGH INDIV. GAME (LAKERS)

65, K. Bryant vs. Portland, 3/16/07

LAST ROAD WIN

12/28/19 (128-120)

MOST POINTS SCORED

153 vs. Portland, 1/30/72

HIGH INDIV. GAME (BLAZERS)

48, D. Lillard vs. Portland, 1/31/20



500 David J. Stern Walk, Sacramento, CA 95814
phone: (888) 91-KINGS / www.kings.com

BASKETBALL DIRECTORY / GENERAL INFORMATION

Owner and Chairman: Vivek Ranadive
General Manager: Monte McNair
Assistant General Manager: Wes Wilcox
Head Coach: Mike Brown
Associate Head Coach: Jordi Martinez
Assistant Coaches: Jay Triano, Doug Christie, Luke Loucks, Leandro Barbosa
Assistant Coach/Director of Player Development: Dutch Gaitley
Head Athletic Trainer: Joel Noland
Communications: Becky, McNaught, Shannon Malone, Michael Martinez, Avery Jacobs
Home Court: Golden 1 Center (17,583) - opened in 2016
Colors: Black, Purple, Silver
Radio: KHTK 1140 AM - Gary Gerould
Television: NBC Sports California - Mark Jones, Kayte Christensen, Kyle Draper

FRANCHISE TIMELINE / LAKERS RECORD

Rochester Royals	(founded 1948-49)	W/L: 52-34
Cincinnati Royals	(founded 1957-58)	W/L: 78-59
Kansas City/Omaha Royals	(founded 1972-73)	W/L: 11-5
Kansas City Kings	(founded 1975-76)	W/L: 37-11
Sacramento Kings	(founded 1985-86)	W/L: 102-52

2021-22 RESULTS

11/26/21	vs. Sacramento	137-141 (3OT)	(L)
11/30/21	@ Sacramento	117-92	(W)
1/4/22	vs. Sacramento	122-114	(W)
1/12/22	@ Sacramento	116-125	(L)

ALL-TIME WIN / LOSS

	Home	Away	Neutral	Overall
Minneapolis Era	39-9	17-32	14-12	70-53
Los Angeles Era	122-33	75-71	13-4	210-108
All-Time Totals	161-42	92-103	27-16	280-161
Lakers vs. Sacramento	56-20	46-32	-	102-52

2022-23 MEETINGS

11/11/22	vs. Sacramento	7:30 pm
12/21/22	@ Sacramento	7:00 pm
1/7/23	@ Sacramento	7:00 pm
1/18/23	vs. Sacramento	7:30 pm

LAKERS 2021-22 STATISTICS VS. SACRAMENTO

	G	GS	MIN	FG	FGA	FG%	3FG	3FGA	3FG%	FT	FTA	FT%	OFF	DEF	TOT	AST	PF	DQ	STL	TO	BLK	PTS	AVG
James	3	3	125	35	80	.438	8	35	.229	17	26	.654	4	15	19	22	9	0	1	10	2	95	31.7
Davis	2	2	84	21	44	.477	0	7	.000	6	10	.600	3	12	15	7	7	0	5	3	6	48	24.0
Monk	4	2	142	31	55	.564	22	37	.595	4	6	.667	2	18	20	14	11	0	2	8	3	88	22.0
Westbrook	4	4	157	28	72	.389	3	15	.200	20	29	.690	9	25	34	25	10	0	5	8	1	79	19.8
Anthony	3	0	80	14	28	.500	4	13	.308	6	6	1.000	1	7	8	1	8	0	2	0	0	38	12.7
Horton-Tucker	4	1	93	17	30	.567	3	9	.333	0	1	.000	1	11	12	11	10	0	3	9	2	37	9.3
Howard	4	0	88	14	23	.609	0	0	---	6	9	.667	16	23	39	4	9	0	5	3	2	34	8.5
Johnson	1	0	12	3	5	.600	2	3	.667	0	0	---	0	0	0	1	1	0	0	1	0	8	8.0
Reaves	3	0	68	8	13	.615	4	8	.500	2	3	.667	4	6	10	2	2	0	0	0	0	22	7.3
Bradley	3	3	60	6	17	.353	1	9	.111	2	2	1.000	4	7	11	7	4	0	1	0	1	15	5.0
Ellington	3	1	58	5	10	.500	5	10	.500	0	0	---	0	1	1	3	6	0	4	1	2	15	5.0
Rondo	1	0	9	2	3	.667	0	1	.000	0	0	---	1	5	6	1	1	0	0	1	0	4	4.0
Bazemore	1	0	2	1	2	.500	1	1	1.000	0	0	---	0	1	1	1	0	0	0	0	0	3	3.0
Jordan	2	2	15	2	4	.500	0	0	---	0	0	---	1	2	3	0	2	0	0	2	0	4	2.0
Ariza	2	2	44	1	5	.200	0	3	.000	0	0	---	2	6	8	3	2	0	3	1	1	2	1.0

CURRENT STREAK

Lost 1

CURRENT HOME STREAK

Won 1

CURRENT ROAD STREAK

Lost 1

LAST HOME WIN

1/4/22 (122-114)

LAST ROAD WIN

11/30/21 (117-92)

LAST HOME LOSS

11/26/21 (137-141, 3OT)

LAST ROAD LOSS

1/12/22 (116-125)

LARGEST WINNING MARGIN

44 vs. Cincinnati, 2/6/68 (146-102)
36 vs. Sacramento, 2/4/87 (128-92)

LARGEST LOSING MARGIN

34 @ Cincinnati, 1/5/71 (112-146)
24 vs. Sacramento, 3/28/01 (84-108)
24 @ Sacramento, 12/12/16 (92-116)

MOST POINTS SCORED

146 vs. Cincinnati, 2/6/68
137 vs. Sacramento (3OT), 11/26/21
135 vs. Sacramento, 4/3/86

MOST POINTS ALLOWED

146 @ Cincinnati, 1/5/71
141 vs. Sacramento (3OT), 11/26/21
136 vs. Sacramento, 8/13/20

FEWEST POINTS SCORED*

76 vs. Rochester, 3/3/55
82 @ Sacramento, 2/16/95

FEWEST POINTS ALLOWED*

72 @ Sacramento, 3/25/01

HIGH INDIV. GAME (LAKERS)

61, G. Mikan vs. Rochester, 1/20/52
51, K. Bryant @ Sacramento, 1/19/06

HIGH INDIV. GAME (KINGS)

59, J. Twyman @ Cincinnati, 1/15/60
40, M. Bibby @ Sacramento, 1/19/06
40, D. Cousins vs. Sacramento, 2/14/17

* since introduction of the shot clock in 1954-55

One AT&T Center, San Antonio, TX 78219
phone: (210) 444-5500 / www.spurs.com

BASKETBALL DIRECTORY / GENERAL INFORMATION

Managing Partner: Peter J. Holt
President & CEO: RC Buford
President of Basketball Operations/Head Coach: Gregg Popovich
General Manager: Brian Wright
Assistant Coaches: Brett Brown, Mitch Johnson, Matt Nielsen,
Darius Songaila
Head Athletic Trainer: Will Sevensing
Communications: Tom James, Jordan Howenstine,
Kris Davis, Alexis Winston
Home Court: AT&T Center (18,354) - opened in 2002
Colors: Metallic Silver, Black
Radio: WOAI (1200 AM) - Bill Schoening
Spanish Radio: KXTN (107.5 FM) - Paul Castro
Television: KENS (Ch. 5), KMYS (Ch. 35), Bally Sports SW (Ch. 26) -
Bill Land, Sean Elliott



FRANCHISE TIMELINE

San Antonio Spurs (founded 1976-77)

2021-22 RESULTS

10/26/21	@ San Antonio	125-121 (OT)	(W)
11/14/21	vs. San Antonio	114-106	(W)
12/23/21	vs. San Antonio	110-138	(L)
3/7/22	@ San Antonio	110-117	(L)

ALL-TIME WIN / LOSS

	Home	Away	Neutral	Overall
Lakers vs. Spurs	51-38	38-54	-	89-92

2022-23 MEETINGS

11/20/22	vs. San Antonio	6:30 pm
11/25/22	@ San Antonio	5:00 pm
11/26/22	@ San Antonio	5:00 pm
1/25/23	vs. San Antonio	7:30 pm

LAKERS 2021-22 STATISTICS VS. SAN ANTONIO

	G	GS	MIN	FG	FGA	FG%	3FG	3FGA	3FG%	FT	FTA	FT%	OFF	DEF	TOT	AST	PF	DQ	STL	TO	BLK	PTS	AVG
James	1	1	35	15	26	.577	2	7	.286	4	6	.667	2	7	9	6	2	0	1	3	2	36	36.0
Davis	2	2	82	29	55	.527	2	7	.286	9	11	.818	12	20	32	10	2	0	1	3	5	69	34.5
Westbrook	4	4	144	37	72	.514	5	13	.385	15	28	.536	4	34	38	25	16	0	6	20	0	94	23.5
Monk	3	2	99	20	47	.426	7	21	.333	3	4	.750	1	7	8	11	9	0	4	3	0	50	16.7
Horton-Tucker	3	3	95	19	41	.463	2	11	.182	8	10	.800	4	8	12	6	7	0	2	4	2	48	16.0
Reaves	2	1	57	9	13	.692	3	5	.600	2	2	1.000	1	7	8	1	6	0	0	3	0	23	11.5
Anthony	4	1	112	15	34	.441	4	16	.250	11	15	.733	4	15	19	1	16	0	1	11	4	45	11.3
Ellington	2	1	58	8	17	.471	6	14	.429	0	0	---	1	4	5	4	2	0	1	2	0	22	11.0
Augustin	1	0	19	2	5	.400	1	3	.333	1	1	1.000	0	2	2	1	0	0	0	1	0	6	6.0
Johnson	1	0	30	3	8	.375	1	2	.500	0	0	---	1	2	3	3	1	0	3	1	0	7	7.0
Jordan	2	1	22	5	7	.714	0	0	---	2	4	.500	5	8	13	0	2	0	0	2	12	6.0	
Howard	4	2	67	7	12	.583	0	0	---	8	11	.727	8	19	27	3	6	0	1	0	5	22	5.5
Bazemore	1	1	31	2	6	.333	1	3	.333	0	0	---	0	3	3	1	3	0	2	1	1	5	5.0
Bradley	2	1	39	2	6	.333	2	4	.500	0	0	---	0	2	2	2	5	0	1	0	1	6	3.0
Rondo	3	0	52	4	12	.333	0	4	.000	0	0	---	0	6	6	13	2	0	1	3	1	8	2.7
J. Jones	1	0	12	1	2	.500	0	0	---	0	0	---	0	1	1	0	1	0	1	0	0	2	2.0
M. Jones	1	0	6	1	5	.200	0	1	.000	0	0	---	1	0	1	0	1	0	0	0	0	2	2.0
Thomas	1	0	21	1	5	.200	0	3	.000	0	0	---	0	3	3	1	2	0	0	0	1	2	2.0
Huff	1	0	4	0	0	---	0	0	---	0	0	---	0	1	1	0	0	0	0	1	0	0	0.0

CURRENT STREAK

Lost 2

CURRENT HOME STREAK

Lost 1

CURRENT ROAD STREAK

Lost 1

LAST HOME WIN

11/14/21 (114-106)

LAST ROAD WIN

10/26/21 (125-121, OT)

LAST HOME LOSS

12/23/21 (110-138)

LAST ROAD LOSS

3/7/22 (110-117)

LARGEST WINNING MARGIN

40 vs. San Antonio, 3/30/89 (138-98)

LARGEST LOSING MARGIN

40 @ San Antonio, 1/12/17 (94-134)

MOST POINTS SCORED

147 vs. San Antonio, 3/20/87
147 vs. San Antonio, 11/15/87

MOST POINTS ALLOWED

143 vs. San Antonio (OT), 10/22/18
138 vs. San Antonio, 12/23/21

FEWEST POINTS SCORED

80 @ San Antonio, 2/8/99
80 vs. San Antonio, 4/8/00
80 vs. San Antonio, 11/14/14

FEWEST POINTS ALLOWED

75 @ San Antonio, 2/8/99
75 @ San Antonio, 4/13/98

HIGH INDIV. GAME (LAKERS)

44, K. Bryant vs. San Antonio, 2/14/03

HIGH INDIV. GAME (SPURS)

44, G. Banks @ San Antonio, 4/13/83
44, R. Brewer @ San Antonio, 11/10/81



30 British Columbia Road, Toronto, Ontario M6K 3C3
phone: (416) 815-5600 / www.raptors.com

BASKETBALL DIRECTORY / GENERAL INFORMATION

Chairman of the Board & Chairman, NBA Board of Governors:
Lawrence M. Tanenbaum, O.C.
Vice-Chairman and President: Masai Ujiri
General Manager: Bobby Webster
Head Coach: Nick Nurse
Assistant Coaches: Adrian Griffin, Trevor Gleeson, Earl Watson, Jim Sann, Nathaniel Mitchell, Jon Goodwillie, John Corbacio, Rico Hines
VP/Player Health and Performance: Alex McKechnie
Head Athletic Trainer: Scott McCullough
Communications: Jennifer Quinn, Phil Summers, Josh Su, Justine Jones
Home Court: Scotiabank Arena (19,800) - opened in 1999
Colors: Red, Black, Silver
Radio: TSN Radio 1050 (AM 1050) / Sportsnet 590 (AM 590) - Paul Jones, Eric Smith, Jevohn Shepard
Television: TSN / Sportsnet - Matt Devlin, Alvin Williams, Jack Armstrong, Amy Audibert, Kayla Grey

FRANCHISE TIMELINE

Toronto Raptors (founded 1995-96)

2021-22 RESULTS

3/14/22 vs. Toronto 103-114 (L)
3/18/22 @ Toronto 128-123 (OT) (W)

ALL-TIME WIN / LOSS

	Home	Away	Neutral	Overall
Lakers vs. Raptors	15-10	15-11	-	30-21

2022-23 MEETINGS

12/7/22 @ Toronto 4:30 pm
3/10/23 vs. Toronto 7:30 pm (NBATV)

LAKERS 2021-22 STATISTICS VS. TORONTO

	G	GS	MIN	FG	FGA	FG%	3FG	3FGA	3FG%	FT	FTA	FT%	OFF	DEF	TOT	AST	PF	DQ	STL	TO	BLK	PTS	AVG
James	2	2	85	26	45	.578	6	14	.429	8	14	.571	7	11	18	10	6	0	0	8	4	66	33.0
Horton-Tucker	1	0	27	8	13	.615	3	5	.600	1	2	.500	1	4	5	5	5	0	2	1	1	20	20.0
Westbrook	2	2	76	12	28	.429	4	8	.500	8	9	.889	3	15	18	14	4	0	2	5	0	36	18.0
Anthony	1	0	28	3	10	.300	3	9	.333	5	5	1.000	1	2	3	1	4	0	1	0	1	14	14.0
Gabriel	2	1	44	8	16	.500	3	6	.500	0	1	.000	4	8	12	3	9	0	0	1	2	19	9.5
Bradley	2	0	29	5	11	.455	4	9	.444	4	4	1.000	0	3	3	1	5	0	1	2	0	18	9.0
Monk	2	2	54	7	17	.412	2	8	.250	1	2	.500	1	4	5	3	5	0	1	4	0	17	8.5
Howard	1	1	24	1	2	.500	0	0	---	5	7	.714	3	3	6	0	1	0	0	2	1	7	7.0
Reaves	2	1	44	4	17	.235	2	11	.182	3	4	.750	1	8	9	6	1	0	2	1	0	13	6.5
Ellington	1	0	25	2	6	.333	2	5	.400	0	0	---	0	0	0	3	2	0	2	0	1	6	6.0
Augustin	2	0	23	3	8	.375	3	7	.429	0	0	---	0	1	1	1	2	0	0	0	0	9	4.5
Johnson	2	1	46	2	10	.200	0	3	.000	2	2	1.000	1	5	6	6	2	0	2	2	1	6	3.0

CURRENT STREAK

Won 1

CURRENT HOME STREAK

Lost 7

CURRENT ROAD STREAK

Won 2

LAST HOME WIN

11/30/14 (129-122, OT)

LAST ROAD WIN

3/18/22 (128-123, OT)

LAST HOME LOSS

3/14/22 (103-114)

LAST ROAD LOSS

8/1/20 (92-107) (Orlando, FL)
3/14/19 (98-111)

LARGEST WINNING MARGIN

20 @ Toronto, 1/6/02 (109-89)
20 @ Toronto, 2/1/08 (121-101)

LARGEST LOSING MARGIN

33 @ Toronto, 12/2/16 (80-113)

MOST POINTS SCORED

129 vs. Toronto (OT), 11/30/14
122 vs. Toronto, 1/22/06

MOST POINTS ALLOWED

123 @ Toronto (OT), 3/18/22
123 vs. Toronto, 1/1/17
123 @ Toronto, 1/28/18

FEWEST POINTS SCORED

80 @ Toronto, 12/2/16

FEWEST POINTS ALLOWED

79 vs. Toronto, 11/12/03

HIGH INDIV. GAME (LAKERS)

81, K. Bryant vs. Toronto, 1/22/06

HIGH INDIV. GAME (RAPTORS)

41, K. Lowry vs. Toronto, 1/1/17

1420 South 500 West, Salt Lake City, UT 84115
phone: (801) 325-2500 / www.utahjazz.com

BASKETBALL DIRECTORY / GENERAL INFORMATION

Owner: Ryan Smith
General Manager: Justin Zanik
Head Coach: Will Hardy
Assistant Coaches: Alex Jensen, Lamar Skeeter, Bryan Bailey, Evan Bradds, Irv Roland, Sean Sheldon, Jason Terry
Director of Medical Training/Head Athletic Trainer: Jamal Cort
Communications: Caroline Klein, Frank Zang, Derek Garduño, Madeline Wehle Crandall, Danny Franks, Olivia Hill
Home Court: Vivint Arena (18,306) - opened in 1991
Colors: Navy, Dark Green, and Dark Yellow
Radio: KZNS (1280 AM / 97.5 FM) - David Locke, Ron Boone
Television: AT&T SportsNet - Craig Bolerjack, Thurl Bailey, Holly Rowe



FRANCHISE TIMELINE / LAKERS RECORD

New Orleans Jazz	(founded 1974-75)	W/L: 13-5
Utah Jazz	(founded 1979-80)	W/L: 100-74

2021-22 RESULTS

1/17/22	vs. Utah	101-95	(W)
2/16/22	vs. Utah	106-101	(W)
3/31/22	@ Utah	109-122	(L)

ALL-TIME WIN / LOSS

	Home	Away	Neutral	Overall
All-Time Totals	71-25	42-54	-	113-79
Lakers vs. Utah	63-24	37-50	-	100-74

2022-23 MEETINGS

11/4/22	vs. Utah	7:30 pm
11/7/22	@ Utah	7:15 pm
4/4/23	@ Utah	6:00 pm
4/9/23	vs. Utah	12:30 pm

LAKERS 2021-22 STATISTICS VS. UTAH

	G	GS	MIN	FG	FGA	FG%	3FG	3FGA	3FG%	FT	FTA	FT%	OFF	DEF	TOT	AST	PF	DQ	STL	TO	BLK	PTS	AVG
James	2	2	77	23	43	.535	6	16	.375	6	10	.600	1	14	15	13	2	0	3	4	1	58	29.0
Westbrook	3	3	96	20	46	.435	2	10	.200	14	21	.667	7	14	21	16	7	0	2	11	0	56	18.7
Davis	1	1	17	7	9	.778	1	1	1.000	2	2	1.000	1	1	2	2	1	0	1	0	2	17	17.0
Monk	3	2	86	16	37	.432	6	18	.333	3	5	.600	3	13	16	6	7	0	4	4	0	41	13.7
Anthony	1	0	26	5	11	.455	0	3	.000	2	3	.667	1	3	4	0	0	0	0	0	0	12	12.0
Howard	3	2	64	11	18	.611	1	1	1.000	6	7	.857	7	18	25	0	8	0	4	2	2	29	9.7
Bradley	1	1	27	3	8	.375	2	6	.333	1	1	1.000	0	1	1	0	2	0	0	1	0	9	9.0
Horton-Tucker	3	0	80	10	21	.476	2	9	.222	3	7	.429	3	4	7	5	8	0	2	4	6	25	8.3
Augustin	1	0	20	3	4	.750	3	4	.750	0	0	---	0	2	2	2	1	0	0	1	0	9	9.0
Gabriel	1	0	11	3	4	.750	0	1	.000	1	1	1.000	1	2	3	1	5	0	0	2	0	7	7.0
Johnson	3	2	67	9	18	.500	1	4	.250	2	3	.667	1	6	7	8	9	0	2	2	1	21	7.0
Reaves	3	0	67	5	12	.417	1	7	.143	5	7	.714	3	8	11	3	5	0	1	1	0	16	5.3
Ariza	3	2	71	4	20	.200	2	13	.154	3	6	.500	2	10	12	0	2	0	0	0	2	13	4.3
Bazemore	1	0	7	1	2	.500	1	2	.500	0	0	---	1	0	1	0	0	0	1	1	0	3	3.0
Ellington	1	0	4	0	3	.000	0	3	.000	0	0	---	0	2	2	0	1	0	1	0	1	0	0.0

CURRENT STREAK

Lost 1

CURRENT HOME STREAK

Won 2

CURRENT ROAD STREAK

Lost 2

LAST HOME WIN

2/16/22 (106-101)

LAST ROAD WIN

8/3/20 (116-108) (Orlando, FL)
12/4/19 (121-96)

LAST HOME LOSS

4/19/21 (97-111)

LAST ROAD LOSS

3/31/22 (109-122)

LARGEST WINNING MARGIN

46 vs. Utah, 2/4/00 (113-67)
46 vs. Utah, 3/5/86 (130-84)

LARGEST LOSING MARGIN

48 @ Utah, 3/28/16 (75-123)

MOST POINTS SCORED

132 vs. Utah, 11/30/06

MOST POINTS ALLOWED

130 vs. Utah (OT), 11/22/83
125 vs. New Orleans, 12/26/78
123 @ Utah, 3/28/16

FEWEST POINTS SCORED

73 vs. Utah, 3/19/15

FEWEST POINTS ALLOWED

67 vs. Utah, 2/4/00

HIGH INDIV. GAME (LAKERS)

60, K. Bryant vs. Utah, 4/13/16

HIGH INDIV. GAME (JAZZ)

50, A. Dantley @ Utah, 11/27/79



601 F Street NW, Washington DC, 20004
phone: (202) 661-5000 / www.washingtonwizards.com

DIRECTORY / GENERAL INFORMATION

Chairman & CEO: Ted Leonsis
President & General Manager: Tommy Sheppard
Head Coach: Wes Unseld Jr.
Assistant Coaches: Pat Delany, Joseph Blair, Mike Miller, Zach Guthrie, Ryan Richman, James Posey
Communications: Scott Hall, Daren Jenkins, Matt Quinn, Kara Swirsky
Home Court: Capital One Arena (20,362) - opened in 1997
Colors: Red, White, Blue
Radio: THE TEAM (980. FM)/WFED (1500 AM) - Dave Johnson, Glen Consor
Television: NBC Sports Washington - Chris Miller, Drew Gooden

FRANCHISE TIMELINE / LAKERS RECORD

Chicago Packers	(founded 1961-62)	W/L: 8-2
Chicago Zephyrs	(founded 1962-63)	W/L: 7-3
Baltimore Bullets	(founded 1963-64)	W/L: 45-26
Capitol Bullets	(founded 1973-74)	W/L: 2-2
Washington Bullets	(founded 1974-75)	W/L: 34-22
Washington Wizards	(founded 1997-98)	W/L: 25-21

ALL-TIME WIN / LOSS

	Home	Away	Neutral	Overall
All-Time Totals	71-24	43-53	7-0	121-77
Lakers vs. Bullets/Wizards	63-23	38-49	5-0	106-72

2021-22 RESULTS

3/11/22	vs. Washington	122-109	(W)
3/19/22	@ Washington	119-127	(L)

2022-23 MEETINGS

12/4/22	@ Washington	3:00 pm
12/18/22	vs. Washington	6:30 pm

LAKERS 2021-22 STATISTICS VS. WASHINGTON

	G	GS	MIN	FG	FGA	F6%	3FG	3FGA	3FG%	FT	FTA	FT%	OFF	DEF	TOT	AST	PF	DQ	STL	TO	BLK	PTS	AVG
James	2	2	72	34	54	.630	10	19	.526	10	11	.909	2	15	17	12	6	0	0	5	1	88	44.0
Monk	2	2	57	14	21	.667	8	12	.667	2	2	1.000	0	5	5	7	7	0	0	2	0	38	19.0
Westbrook	2	2	68	12	26	.462	2	4	.500	1	4	.250	2	11	13	17	6	0	2	6	2	27	13.5
Reaves	2	2	59	9	16	.563	1	8	.125	2	2	1.000	1	6	7	5	4	0	1	1	1	21	10.5
Anthony	2	0	45	7	16	.438	4	10	.400	2	2	1.000	2	5	7	0	5	0	0	1	0	20	10.0
Johnson	2	2	53	8	14	.571	1	5	.200	2	2	1.000	2	8	10	3	4	0	3	0	0	19	9.5
Horton-Tucker	2	0	47	7	21	.333	0	2	.000	1	3	.333	2	6	8	6	6	0	2	2	0	15	7.5
Gabriel	2	0	24	3	8	.375	1	2	.500	2	2	1.000	4	4	8	0	8	0	0	2	0	9	4.5
Bradley	1	0	18	1	2	.500	0	1	.000	0	0	---	1	1	2	0	0	0	0	0	0	2	2.0
Augustin	2	0	38	1	4	.250	0	3	.000	0	0	---	0	1	1	0	2	0	0	0	0	2	1.0

CURRENT STREAK

Lost 1

LAST ROAD LOSS

3/19/22 (119-127)

CURRENT HOME STREAK

Won 1

LARGEST WINNING MARGIN

35 vs. Washington, 3/16/94 (129-94)

CURRENT ROAD STREAK

Lost 5

LARGEST LOSING MARGIN

32 vs. Baltimore, 11/23/69 (97-129)
18 @ Washington, 12/16/18 (92-108)

LAST HOME WIN

3/11/22 (122-109)

MOST POINTS SCORED

151 vs. Baltimore, 2/6/72
141 vs. Washington (OT), 12/17/06
129 vs. Washington, 2/2/97

LAST ROAD WIN

12/2/15 (108-104)

LAST HOME LOSS

2/22/21 (124-127, OT)

MOST POINTS ALLOWED

147 vs. Washington (OT), 12/17/06
137 @ Baltimore, 11/7/65
128 @ Washington, 12/16/18

FEWEST POINTS SCORED

81 @ Washington, 3/14/05

FEWEST POINTS ALLOWED

72 @ Washington, 3/9/91

HIGH INDIV. GAME (LAKERS)

55, K. Bryant vs. Washington, 3/28/03

HIGH INDIV. GAME (WIZARDS)

60, G. Arenas vs. Washington, 12/17/06



IN THE COMMUNITY

- 338** NBA Cares
- 339** Community Initiatives

NBA CARES

NBA Cares is the league's global social responsibility program that builds on the NBA's mission of addressing important social issues. NBA Cares programs and participants have provided more than 5 million hours of hands-on service and created more than 1,300 places where kids and families can live, learn or play in communities around the world. Internationally, NBA Cares has created more than 323 places where kids and families can live, learn or play in 40 countries and territories. NBA Cares works with internationally recognized youth-serving programs that support education, youth and family development, and health-related causes, including Thurgood Marshall College Fund, Special Olympics, YMCA of the USA, Boys & Girls Clubs of America, UNICEF, the Make-A-Wish Foundation, Share Our Strength and GLSEN.

For more information about the NBA's latest community outreach efforts, please visit www.cares.nba.com.



LAKERS YOUTH FOUNDATION

The Los Angeles Lakers Youth Foundation is a registered 501(c)3 organization and the official team charity of the Los Angeles Lakers. The Foundation's mission is to help underserved youth develop their potential by providing positive experiences and resources in education, health and wellness, and sports. The Foundation also awards grants to other charities that support youth through direct services and programs in these areas.

COURT REFURBISHMENTS

The Lakers Youth Foundation is committed to providing youth access to quality programming and safe places to learn and play. Every season the Lakers Youth Foundation provides several basketball court refurbishments in the Los Angeles community. The new courts provide a safe place for youth to pursue healthy exercise and sports.

The Foundation has refurbished 40+ basketball courts throughout Los Angeles and Hawaii. These projects allow us to build professional quality basketball courts for the youth in our community. Each court refurbishment includes state of the art upgrades to the court, baskets, and overall appearance. The goal is to replicate the Lakers practice court so the youth can play the Lakers way.

BUSS FAMILY & THE LAKERS

During his lifetime, as a result of his considerable charitable efforts, Dr. Jerry Buss was honored by a wide range of organizations that included City of Hope, NAACP, the B'Nai B'rith, United Negro College Fund, United Indian Development Association, National Organization of Women, Boys and Girls Clubs of America, Muscular Dystrophy Association, the Los Angeles Human Relations Commission, Heart of Los Angeles Youth and Special Olympics of Southern California. Following in their father's footsteps, the Buss family's philanthropic and community support is as diverse as the community in which they live and work.

The Lakers and the Lakers Youth Foundation annually donate hundreds of thousands of dollars, tickets, merchandise, and autographed items to support countless neighborhood schools, charities and youth groups as well as non-profit organizations which attend to the needs of communities in Southern California.

LAKERS LITERACY LEAGUE

The Lakers Literacy League is a free program for teachers intended to foster the joy of literacy in youth grades K-5 through engaging Lakers-themed challenges and creative projects. Activities throughout the program are aimed to help youth find the fun in literacy, ultimately building community in the classroom. Teachers register their classrooms to receive a monthly newsletter with access to three main activities per month. Members of the League are then eligible to win prizes for their entire class.

To learn more or join the Lakers Literacy League, visit www.lakers.com/community/literacy-league.



CAMP LAKERS

Camp Lakers, presented by UCLA Health, is committed to providing young players with the ultimate Lakers experience. For the last 21 summers, campers have learned the Laker way at Camp Lakers, honing their basketball skills and discovering the importance of hard work, teamwork, dedication, and sportsmanship, on and off the court.

Each day special Lakers guests and staff visit Camp to meet and speak with the campers. On the last day of the week, campers play in Championship games and have the opportunity to take pictures with a Championship Trophy.

CHICK HEARN NIGHT

Chick Hearn Night has been celebrated at the Lakers home game closest to Chick's birthday every season since his passing in 2002. On Chick Hearn Night, the annual Chick Hearn Memorial Scholarship is presented to help two aspiring sports journalists pursue their dreams.

LAKERS "TEAM UP"

The Lakers Team Up program echoes the team's commitment to the community and gives Lakers staff the opportunity to get out of the office and give back to the community in a hands-on way. Once a month, Lakers staff participate in a volunteer event that supports the core pillars of Lakers Community Relations. These events are designed to make a positive impact in the community and encourage LA residents of all ages to volunteer and engage in community service projects.

GRANTING WISHES

In collaboration with wish-granting organizations, the Los Angeles Lakers regularly provide game tickets and arrange player meetings for children and adults facing life-threatening medical conditions. Over the past 20 years, the Lakers have granted over 400 special wishes for children and adults from all over the United States, Canada, and as far away as Israel and the Netherlands.



COMMUNITY INITIATIVES

JUNIOR LAKERS

Junior Lakers is the Los Angeles Lakers official youth basketball initiative. With Junior Lakers, the Lakers and the Lakers Youth Foundation work with Los Angeles youth to develop fundamental basketball skills, teamwork, sportsmanship and community involvement, with positive adult supervision. The Lakers impact over 130,000 L.A. youth basketball players across multiple Junior Lakers Leagues with after-school programs including the Boys & Girls Club and LA's Best, presented by UCLA Health, as well as Playworks and After-School All Stars.

LAKERS CELEBRITY GOLF INVITATIONAL

Each season, the Lakers organization and some of their biggest supporters gather to raise money for the Lakers Youth Foundation at the Lakers Celebrity Golf Invitational. The annual tournament allows golfers the opportunity to play alongside Lakers Legends and sports and entertainment celebrities for a day of fun and excitement. After the golf day guests have the opportunity to meet current Lakers players and coaching staff at an afternoon reception, charity silent & live auction and gala dinner. The money raised at the Lakers Celebrity Golf Invitational benefits the Lakers Youth Foundation and enables the foundation to provide educational, athletic and recreational opportunities to Los Angeles youth.

HEALTH AND FITNESS INITIATIVES

The Lakers are dedicated to helping their fans live a healthy lifestyle. To emphasize the importance of health and fitness, the Lakers sponsor programs that reward local students for being active about their health. Field Day with the Los Angeles Lakers, presented by UCLA Health, aims to educate the community about the importance of physical fitness and having fun.

The Lakers Youth Foundation is proud to offer local organizations the opportunity to host a free basketball clinic and fitness clinics for children in their neighborhood. The clinics are designed to promote youth basketball, be interactive, make physical fitness fun, and teach kids how to stay active and healthy.

A SEASON OF GIVING

The annual Lakers "Season of Giving," presented by East West Bank, consists of several events centered around the holidays intended to bring joy and cheer to local underserved communities. The 2021 "Season of Giving" kicked off with a rooftop Thanksgiving Movie Night Feast for families, then led to the annual Turkey Giveaway at the LA Red Shield Community Center. There, over 300 Thanksgiving meal necessities were passed out to families in need. The "Season" is rounded out with a Holiday Party for Kids. Current and former Lakers players join the events to interact with the community and provide a memorable holiday experience for all.

COMPLIMENTARY GROUP TICKETS

Each year, the Lakers and the Lakers Youth Foundation donate several thousand tickets to Southern California non-profit organizations so that their members may enjoy a game together. Often, the complimentary group ticket is the non-profit member's first opportunity to see a Lakers game. Ticket requests can be made online at [Lakers.com/community/giving](https://lakers.com/community/giving).

MILITARY APPRECIATION

The Lakers and Pechanga Resort Casino created the "Hoops for Troops" program in 2015 to honor those that serve and sacrifice for our country. Hoops for Troops basketball clinics offer the chance for U.S. Armed Forces servicemembers around Southern California to receive tips from Lakers legends on shooting, passing and ball handling skills, as well as some friendly competition.

MENTORSHIP

By the time girls reach 8th grade, they are 50% more likely to drop out of sports than boys, creating barriers that can last a lifetime. Through Game Growers, Nike and the Lakers invite 7th and 8th grade girls to form teams and share ideas about keeping girls playing sports. One idea is selected, and those girls participate in the Game Growers Training Camp. During camp, the girls work on their idea with Lakers staff and present it to Nike and all NBA and WNBA participating teams, before activating on their game plan in the community.

The Lakers also have mentor programs that pair staff with local high school youth to provide guidance, career advice and inspiration. Lakers staff serve as a positive role model and resource for the students as they navigate and prepare for their next steps.

BUILDING BRIDGES WITH BASKETBALL

Through a combination of civic engagement, voter education, digital inclusion initiatives, and internal programs, the Lakers are committed to being an anti-racist organization. Building Bridges with Basketball uses the sport to unite members of the LAPD with the surrounding community. The Black Action Network, an employee resource group, works to build inclusiveness and provide cultural opportunities for staff, including monthly Courageous Conversations around social injustices. This summer, the Lakers hosted three interns from Fisk University through the NBA's HBCU Fellowship program. These programs, among many others, are part of the Lakers' dedication to making profound anti-racist change in the Los Angeles community.

75TH ANNIVERSARY LEGACY PROJECT

To celebrate the NBA's 75th season, NBA Cares worked alongside each of its teams to refurbish and unveil a newly renovated Live, Learn, and Play Center in each local market. The Lakers selected the Boys & Girls Club of San Fernando Valley to be recipients of the donation that allowed them to turn their Teen Center into a Lakers Live, Learn & Play Center that provides a safe, stimulating, and comfortable environment for these older youth to study, relax, and build friendships.



MEDIA & GENERAL INFORMATION

- 342** Media Guidelines & Policies
- 343** Media Relations Staff
- 343** Traveling Media
- 344** Television & Radio
- 345** South Bay Lakers
- 345** Lakers Gaming
- 346** Laker Girls
- 348** Crypto.com Arena
- 350** 2021-22 Tickets & Seating

MEDIA GUIDELINES AND POLICIES

MEDIA CREDENTIALS

All requests should be submitted via email to the Lakers Media Relations Department (media@la-lakers.com) at least **24 HOURS PRIOR** to the game you wish to cover (3:00 pm on Friday for weekend games). **NO CREDENTIAL REQUESTS WILL BE HONORED ON GAME DAY.**

Please make certain all requests for credentials are confirmed by the MR department prior to arriving at Crypto.com Arena. Credentials may be picked up at the primary media entrance off Chick Hearn Court (between Figueroa and Georgia streets) beginning 2 1/2 hours prior to game time. Credentials must be visibly worn at all times and are non-transferable.

MEDIA PARKING

Parking for members of the media who have purchased a full-season parking pass is located in Lot C, on L.A. LIVE Way between 12th Street and 11th Street/Chick Hearn Court. Mobile parking passes, priced at the discounted rate of \$12.00 per game with a guaranteed parking space, can be purchased by contacting Cynthia Gonzales at (310) 426-6035. Those not wishing to take advantage of the seasonal parking option will be able to park in the "general" parking lots, for example, LOT W (West Garage-Gate B) and at the LA Convention Center adjacent to the West Hall and South Hall. These locations are available on a first-come, first serve basis for a rate ranging from \$15 to \$40. Complimentary Media Parking for morning practices at Crypto.com Arena is located in LOT C, located on L.A. LIVE Way between Pico Blvd. and 11th Street/Chick Hearn Court.

CHICK HEARN PRESS ROOM

The Chick Hearn Press Room is located near the primary media entrance adjacent to Chick Hearn Court. The stairway from the primary media entrance leads directly to the press room on the Event Level.

PRE & POST GAME INTERVIEWS

In accordance with NBA policy, both the Lakers and visiting locker rooms will be open to Tier 1 media members for a 30 minute period prior to game time (6:15 – 6:45 for a 7:30 game) and after approximately 15 minutes following the conclusion of the game. Players and coaches are available for interviews at those times. Only Tier 1 media with valid credentials will be admitted to the locker rooms.

ABSOLUTELY NO AUTOGRAPHS ALLOWED DURING MEDIA ACCESS PERIOD.

GAME NOTES AND STATISTICS

Game notes, rosters, etc. are available in the press room 2 1/2 hours prior to game time. Statistics for each quarter and half-time are made available in the press room at the conclusion of each quarter. Postgame statistics, quotes, and notes are distributed as quickly as possible following the game.

PHOTOGRAPHERS

Limited space is available for still photographers along each baseline with exact locations to be determined on game day. **ABSOLUTELY NO TRIPODS ALLOWED.** Photographers must stay in their designated areas while being considerate of print media and fans directly in their viewing area.

If there is not a floor spot available, photographers can shoot from the auxiliary photo position above Premier Section 14.

MEALS

A pregame meal is served in the Chick Hearn Press Room two hours prior to game time. Beverages and snacks are also available in the press room during and following the game.

TELEPHONE & INTERNET CONTACT

For lines and instruments, please contact a member of the Lakers Media Relations staff or Crypto.com Arena's Telecommunications Manager: (213) 742-7245.

RADIO & TELEVISION TECHNICAL CONTACT

Dave Carpenter, Broadcast Services - (213) 763-7968.

PRACTICE POLICY

The Lakers conduct practices at the UCLA Health Training Center located at 2275 E. Mariposa Avenue in El Segundo (from the 405 freeway, take the 105 freeway west, exit Nash, take Nash approximately two blocks south of Imperial Highway, turn left on Mariposa). As practice concludes, a portion will be open to the media, with players and coaches available for brief interviews immediately following each practice. Please contact the Lakers Media Relations Department to confirm practice times, sites and availability of players and coaches, or follow @Lakers_MR for updates.

FINGERTIP INFORMATION

Mailing Address

2275 E. Mariposa Ave., El Segundo, CA 90245

Internet Address / Social Media

www.lakers.com or www.nba.com/lakers/

Twitter / Instagram @Lakers

Snapchat @LakersSnaps

Facebook facebook.com/losangeleslakers

Telephone

(310) 426-6000

Homecourt

Crypto.com Arena (opened 1999, capacity 18,997)

Colors

Purple and Gold

Ticket Outlets

Tickets are available at www.lakers.com and the Crypto.com Arena Box Office

Tickets can also be purchased by calling:

1-888-9-AXS-TIX


MEDIA RELATIONS STAFF




MITCH HECKART
Director,
Media Relations



TA'NISHA COOPER
Associate Director,
Media Relations



NOAH CAMARENA
Manager,
Media Relations



CHRIS MCGEAN
Coordinator,
Media Relations



COLE KNOX
Coordinator,
Media Relations (South Bay)



MATT FLEER
Assistant,
Media Relations

TRAVELING MEDIA



DAN WOIKE
Los Angeles Times



KYLE GOON
SoCal News Group



DAVE MCMENAMIN
ESPN



BRAD TURNER
Los Angeles Times



JOVAN BUHA
The Athletic



MIKE TRUDELL
Lakers.com

TELEVISION AND RADIO AFFILIATES

SPECTRUM

Spectrum Networks operates Spectrum SportsNet, a regional sports network that has an exclusive partnership with the Los Angeles Lakers, Los Angeles Sparks and the California Interscholastic Federation (CIF). Through their exclusive partnerships with the Lakers, Los Angeles Sparks and the California Interscholastic Federation (CIF), the award-winning 24/7, high-definition networks each deliver more than 150 live events per year, extensive team coverage and unprecedented behind-the-scenes access.



Lakers programming on Spectrum SportsNet includes "Access SportsNet: Lakers," featuring comprehensive pre- and post-game analysis as well as non-game day coverage of the Lakers. "Backstage: Lakers" is the network's signature series that gives fans unparalleled access to the team and chronicles the Lakers season from start to finish. The program provides viewers with an insider's perspective taking fans from the court, to the locker room and on the road with the team. All Lakers games on Spectrum SportsNet are called by veteran Lakers broadcasters Stu Lantz and Bill Macdonald, with Mike Trudell as the sideline reporter. Studio coverage is led by hosts Chris McGee and Allie Clifton. Lakers Hall of Famer James Worthy serves as lead analyst on Lakers game days and is joined throughout the season by analysts Robert Horry and Derek Fisher. Mike Bresnahan is the network's Lakers Insider.

For more information about Spectrum SportsNet visit SpectrumSportsNet.com

Follow SportsNet on social media: Facebook & Instagram - @SpectrumSportsNet and Twitter - @SpectrumSN

RADIO

After kicking off its inaugural season with the team with an NBA Championship run, 710 AM ESPNLA Radio now enters year 12 as the official English flagship station for the Los Angeles Lakers. Each of the Lakers preseason, regular season and playoff games can be heard on the Lakers English radio network, with John Ireland and Mychal Thompson providing play-by-play and color commentary, respectively.

The Lakers' Spanish radio flagship for the 27th straight season is 1330 KWKW. Samuel Jacobo and Jose "Pepe" Mantilla deliver all the action of every game on 1330 KWKW and the Lakers' Spanish radio network.



AFFILIATES

^KSPN	710 AM	Los Angeles
KMET	1490 AM	Banning/Inland Empire
KSZL	1230 AM	Barstow
KFIG	940 AM	Fresno
KYVA	1230 AM	Gallup (NM)
KIKI	990 AM	Honolulu (HI)
KKUU HD2	103.9 FM	Palm Springs
KLSD	1360 AM	San Diego
KXTK	1280 AM	San Luis Obispo
*^KWKW	1330 AM	Los Angeles
*KWAC	1490 AM	Bakersfield
*KTMZ	1220 AM	Pomona

* Spanish broadcasts; ^ Flagship station

The South Bay Lakers enter their 16th season in the NBA G League in 2022-23 as they look to remain one of the most successful franchises in league history.

Throughout the franchise's history, the South Bay Lakers have been at the forefront of the NBA's minor league movement. The team has established itself as a top producer of NBA-ready talent, totaling 45 NBA Call-Ups and developing 28 Lakers assignment players since the team's inaugural season in 2006-07.

After serving as a Laker assistant coach for four seasons, Miles Simon was hired as the franchise's ninth head coach ahead of the 2021-22 season. During his first season as the team's head coach, Simon led the team to outstanding success. The team posted a 31-15 (.673) combined record in the Showcase Cup and regular season, the third highest winning percentage in South Bay Lakers history. The team also secured their first playoff win since 2018 with a 134-123 victory over the Santa Cruz Warriors at the UCLA Health Center.

A strong season for the team was paralleled with tremendous individual performances. Mason Jones was named to the 2021-22 All-NBA G League First Team, averaging 25.5 points, 6.8 rebounds and 6.0 assists per game. The Fayetteville native signed a two-way contract with the Los Angeles Lakers on December 21 and appeared in four NBA games the rest of the season, averaging 6.8 points and 2.5 rebounds. Starting point guard Mac McClung also had his triumphs during the 2021-22 season as he was named the 2021-22 Kia NBA G League Rookie of the Year. The former Red Raider ranked fifth in the G League in assists per game (7.6) and tenth in free throw percentage (88.0) while he averaged 21.7 points, 6.6 rebounds and 1.4 steals per game. The dynamic guard signed a two-way contract with the Los Angeles Lakers on April 9 and recorded six points, three rebounds, one assist, one steal and one block in a win in the team's final regular season game at the Denver Nuggets. Wrapping up the individual accolades was fan favorite and South Bay Legend Andre Ingram, winning the 2021-22 Kia NBA G League Sportsmanship Award for the second time.

An NBA season riddled with chaos due to the COVID-19 pandemic meant that parent teams had to lean on their G-League affiliates often when players were out due to COVID protocols. A franchise-record nine South Bay players were called up to the Los Angeles Lakers last season, the second-most call-ups by any team in the league (OKC, 11).

South Bay will look to build on last season's success with almost all staff returning and several returning players. New two-way players, Cole Swider and Scottie Pippen Jr., will look to infuse some new energy into an already well-structured team and culture. South Bay's season kicks off November 5 vs. Stockton at the UCLA Health Training Center.



PRIMARY LOGO

LAKERS GAMING

The NBA 2K League, a professional esports league co-founded by the NBA and Take-Two Interactive Software, Inc. (NASDAQ:TTWO), launched in 2018 and features the best NBA 2K players in the world. Each of the league's 23 teams features six players who compete as unique characters in 5-on-5 play against the other teams in a mix of regular-season games, tournaments and playoffs. NBA 2K League partners include Anheuser-Busch, AT&T, Champion Athleticwear, Dash Radio, DoorDash, ESRevolution, Loco, Mondelēz International, Raynor Gaming, SAP, SCUF Gaming, Snickers, Sony Interactive Entertainment, Sport1, Twitch, Wilson and YouTube. For more information about the NBA 2K League, visit NBA2KLeague.com.

LAST SEASON AT A GLANCE

Lakers Gaming wrapped up their fourth season in 2022, and the year was highlighted by the incredible team turnaround. Lakers Gaming posted their best regular season record in team history and clinched their first ever playoffs berths in 5-on-5 and 3-on-3 play.

Lakers Gaming was able to win one playoff game in both 3-on-3 and 5-on-5 playoff formats, both firsts in franchise history, and eventually were knocked out in both tournaments by the eventual champions.

An impactful addition to the squad this year was head coach Brian "Nacho" Traynor. "Nacho" brought integral leadership and installed an organized structure which helped steer the ship in the right direction.

Lakers Gaming's standout performer this year was Arshia "Krazy" Karimi. "Krazy" was voted as the team's first ever All-Star during the 2022 season. The #1 overall pick in the 2021 NBA 2K League Draft played with a chip on his shoulder during the year; The starting center was a force this season, averaging 18.4 points 13.4 rebounds, and 8.0 assists during regular season 5-on-5 play.



PRIMARY LOGO



SECONDARY LOGO

2022-23 LAKER GIRLS

As the first NBA team to ever dance on the hardwood, the Laker Girls are back for their 44th season.

It was the great Dr. Jerry Buss who knew a court had the power to be transformed into a stage. He was inspired by the collegiate look and spirit that existed at USC and UCLA in the late 1970s. So, he brought his vision to life by uniting former song leaders from both universities to form the first-ever Laker Girls squad in 1979 — the rest was history.


The most glamorous dance group in the NBA quickly became stars across the country — and then the world. Their style, charisma, and moves inspired trends in the music industry as well as the rest of the NBA to follow their lead and form dance teams of their own.

The Laker Girls have evolved into a team comprised of equal parts glamour and fierceness. As iconic as they will always be, each year is original — from all angles.

With the position considered a part-time job, each member of the Laker Girls is also involved in academic pursuits, theatrical & dance careers, or non-entertainment careers. But every year, each member of the team arrives with a fierce determination and unfaltering dedication to transform the floor into a stage and reinforce what it means to be a part of the Lakers. The 2022-23 squad is here and ready to bring the energy.

Beyond the dance floor, the Laker Girls have become ambassadors for the organization and NBA worldwide. While active in the local community with multiple appearances throughout the season at many non-profit and charitable functions, the Laker Girls have also been chosen to represent the NBA globally on the continents of Asia, Europe, and Australia. And the squad supports and visits our military troops in places abroad including Italy, Bosnia, Korea, Japan, Israel, and Sarajevo.

Dr. Jerry Buss brought 10 rings and the Laker Girls to Los Angeles. It's been over four decades and both teams are still integral parts of the city to this day.







LOREN ADAMS
Sacramento, CA
1st Year



JENNY BERISTAIN
North Hollywood, CA
2nd Year




QUORI-TYLER BULLOCK
New York, NY
2nd Year




MCKENNA DUFFY
Chino Hills, CA
1st Year



TIYAH EJAN
Diamond Bar, CA
1st Year




ANNA ELLWEIN
Orange, CA
1st Year




VICTORIA GALLEGOS
San Gabriel, CA
1st Year




SAVANNAH GRAVES
Los Angeles, CA
2nd Year



RACHEL HANSON
San Diego, CA
2nd Year



SAMMY HURST
Temecula, CA
4th Year



HALEY LAROSA
Hollister, CA
1st Year



SIENNA KEILLOR
Newport Beach, CA
1st Year



JACUÉ MASON
Spokane, WA
1st Year



CAITLYN MOYER
Madison, WI
1st Year




ANOUKKA NANA
Porter Ranch, CA
1st Year




TAYLOR OLSON
Austin, TX
2nd Year



KAELIE OSORIO
Celebration, FL
2nd Year




CHRISTINE RIBBLE
Palos Verdes, CA
2nd Year




JULIETTE ROBERTS
San Juan Capistrano, CA
1st Year



ABBY ROQUE
Chino Hills, CA
1st Year



MADISON TORQUATO
Riverside, CA
1st Year



VICTORIA YOSHIHARA
Whittier, CA
1st Year



CONTACT

For Information concerning Laker Girl appearances, please visit [Lakers.com](https://www.lakers.com)



JESSICA ELLIOTT
Director

Crypto.com Arena has undoubtedly developed an unrivaled reputation for excellence having established itself as the sports and entertainment center of the world. Beginning twenty-three years ago with Bruce Springsteen and the E Street Band's opening night concert on October 17, 1999, more than 78 million guests have come to the AEG-owned and operated Crypto.com Arena to attend a schedule of prestigious concerts, sporting events, award shows, family shows and other major attractions unmatched by any arena.



As the home of four professional sports franchises, the NBA's Los Angeles Lakers and Los Angeles Clippers, the NHL's Los Angeles Kings, and the WNBA's Los Angeles Sparks, Crypto.com Arena has proven to be a home court advantage for the local teams with the Lakers capturing six NBA Championships and the Kings winning two Stanley Cup titles since 1999, while the Sparks captured back-to-back WNBA Championships in their first two Crypto.com Arena campaigns and brought home their third WNBA Championship in 2016.

Crypto.com Arena continues to distinguish itself as the host of major, high-profile events of national and international distinction including the 2004, 2011 & 2018 NBA All-Star Weekends, the 2002 & 2017 NHL All-Star Games and 2010 NHL Draft, 2002 U.S. Figure Skating Championships, the 2000 Democratic National Convention, 2009 ISU World Figure Skating Championships, 19 of the last 21 GRAMMY Award shows, 11 X Games competitions, four WTA Tour Championships, 12 Pac 12 Men's Basketball Championship tournaments, 2013 & 2018 NCAA Division I Men's Basketball Championship West Regional, the Michael Jackson Public Memorial Service on July 7, 2009, Nipsey Hussle's Celebration of Life on April 11, 2019, Celebration of Life for Kobe and Gianna Bryant on February 24, 2020. Due to COVID-19 restrictions for the first-time event in the arena's 22-year history was able to host an official LA County Vote Center October 24 - November 3, 2020.

Crypto.com Arena's incredible history has been marked with performances and special events that brought international stature to Los Angeles' sports & entertainment legends including concerts starring Taylor Swift, Adele, Mana, Prince, U2, Garth Brooks, Beyoncé, Usher, Paul McCartney, Don Henley, Bon Jovi, Madonna, Christina Aguilera, Justin Timberlake, Phil Collins, The Rolling Stones, Dave Matthews, Britney Spears, Rod Stewart, Eric Clapton, Janet Jackson, Jay-Z, Simon & Garfunkel, Van Halen, Dixie Chicks, John Mayer, Shania Twain, Peter Dinklage, Ricky Martin, Tina Turner, Kanye West, Luis Miguel, Billy Joel, Lionel Richie, Reba McEntire, Crosby, Stills, Nash & Young, Faith Hill & Tim McGraw, Kenny Chesney, Rod Stewart, Tool, Shakira, Depeche Mode, Cher, Bette Midler, Lady Gaga, Keith Urban, Mariah Carey, Eurythmics, Googosh, The Police, Bob Seger, Lady Antebellum, Katy Perry, Marco Antonio Solis, and a Millennium New Year's Eve spectacular starring the Eagles, Jackson Browne and Linda Ronstadt; world championship boxing including Lennox Lewis vs. Vitali Klitschko for the World Heavyweight Championship and the first-ever Latin Grammy Awards. In addition, the arena has hosted multiple sold-out WWE dates, UFC events, over 25 nights of boxing, Disney on Ice, Walking with Dinosaurs and the Harlem Globetrotters.

Crypto.com Arena's charitable activities are a part of AEG 1Community and its AEG Community Foundation. AEG 1Community seeks to reach beyond the traditional boundaries of business to support the communities where the organization operates. AEG believes that corporate philanthropy and community engagement play a critical role in helping communities thrive and Crypto.com Arena strives to be civic leaders by working to improve the economic and social well-being of local communities where the company operates. Over the last 11 years, company-affiliated foundations and programs have contributed over \$120 million in direct financial and in-kind support of charitable, community and civic programs that focus on children and youth in the areas of education, the arts and health and wellness. The AEG Community Foundation was established to build on AEG's unwavering commitment to serving children and families through grantmaking. The mission of the Foundation is to support children and families in need through grantmaking in the areas of K-12 education, the arts and health and wellness. We believe that corporate philanthropy and community engagement play a critical role in helping communities thrive.

Crypto.com Arena and L.A. LIVE serve as the hub for community engagement during the holiday season and support employee volunteerism activities such as a company-wide Day of Service. Through a partnership with City Year, employees volunteer to refurbish local public schools by providing supplies, painting, cleaning and gardening services. During AEG's Season of Giving, held throughout the month of December, the foundation spotlights more than two dozen local charities and community-based organizations and provides non-profits a platform to collect food, hold blood drives, register volunteers, educate the public and sign up mentors.

Crypto.com Arena has been designed with the fans of Los Angeles in mind. Guests who attend events are treated to the finest entertainment experience imaginable. The arena has free public Wi-Fi, over 840 Toshiba flat panel televisions and (as part of a specially designed \$1.5 million facility-wide sound system) and 675 separate speakers outside of the seating area, so fans never miss any of the sights or sounds of a Crypto.com Arena event. Also featured is a \$2 million specialty lighting package and other state-of-the-art amenities. In 2010, Crypto.com Arena unveiled its new \$10 million center-hung video LIVE 4HD Scoreboard specially designed for the arena.

Building on its reputation for setting industry standards in design, fan experience, guest services, and performances on the court, ice, and stage, AEG has announced a plan to make a nine-figure investment in capital improvements and property-wide upgrades to the iconic Crypto.com Arena and L.A. LIVE's Xbox Plaza that began in May 2022. The comprehensive slate of renovations, which will reimagine nearly all aspects of the venue, entry and plaza, launched earlier this summer and is scheduled for completion in the fall of 2024. The arena will remain open during all phases of the renovation, which when completed will mark a new chapter in its legendary history.

Along Crypto.com Arena's five concourses are 23 refreshment stands offering a variety of dining choices including the Smokehouse BBQ on City View Terrace, a one-of-a-kind outdoor dining experience with a spectacular view of L.A. LIVE and the downtown Los Angeles skyline. The TEAM LA store located on the main concourse is a retail store featuring official merchandise from the teams and events that call Crypto.com Arena home with satellite locations throughout the facility and L.A. LIVE. Finally, the arena provides 55 public restrooms including three family restrooms.

Perhaps the greatest emphasis throughout Crypto.com Arena's development has been the recruitment and training of its guest services and security staff. The Crypto.com Arena experience is second-to-none from the entertainment environment to the staff's commitment to making every guest's visit a memorable one. Never before has an arena had the amenities, features and commitment to quality service that Crypto.com Arena offers to the fans and the City of Los Angeles. Crypto.com Arena continues to set new standards for the arena industry. Located directly across the street from Crypto.com Arena is L.A. LIVE, a one-of-a-kind sports and entertainment district in downtown Los Angeles. The four million square foot destination features Microsoft Theater, the GRAMMY Museum, Conga Room and The Novo, giving L.A. LIVE "more music per square foot" than any other location in the world. The district offers a rich mix of local, regional and national restaurants including Yard House, Katsuya, Fixins Soul Kitchen, Fleming's Prime Steakhouse & Wine Bar, Tom's Watch Bar, Smashburger, Starbucks, Savoca and others. L.A. LIVE also features 100,000 square feet of special event and hospitality space and the famous Lucky Strike Lanes and Lounge. The development also includes a 54-story, 1,001-room convention "headquarters" hotel (combining JW Marriott and The Ritz-Carlton brands and 224 luxury condominiums - The Ritz-Carlton Residences at L.A. LIVE), the 14-screen Regal LA LIVE, along with ESPN's West Coast broadcast headquarters. Also, home to annual award shows including the American Music Awards, EMMYS and BET Awards, L.A. LIVE is recognized worldwide for offering an incomparable and unforgettable entertainment experience.

SEATING

18,997 for Los Angeles Lakers
 19,060 for LA Clippers
 18,230 for Los Angeles Kings
 12,947 for Los Angeles Sparks
 20,000 for Concerts and Boxing
 154 Private Suites, 16 Event Suites (event-by-event basis)
 20 Premier Lounges, 7 Premier Tables (in the San Manuel Club)
 2,589 Premier Seats (referred to as Club Seats in other venues)

ATTENDANCE & EVENT FACTS

Hosted 5,000+ events since 10/17/99, 76 million+ fan attendance

BUILDING

10-acre site; over one million square ft. internal space; length - 764 ft. by 400 ft.; height - 150 ft. to 110 ft.; \$407 million cost, privately financed

KEY DATES

Staples Inc. becomes "Naming Rights Partner" (12/1/97)
 Groundbreaking (3/26/98)
 First Event: Bruce Springsteen and the E Street Band (10/17/99)
 First Regular Season Lakers Game vs. Vancouver (11/3/99)
 Lakers win 2000 NBA title in Game 6 vs. Indiana (6/19/00)
 Lakers win 2010 NBA title in Game 7 vs. Boston (6/17/10)
 Crypto.com Arena announced as naming rights partner (11/17/21)

CONVERSIONS & DOUBLE HEADERS

Hockey-Basketball: 1 hr, 50 min / Basketball-Basketball: 1 hr
 Completed more than 225 doubleheaders in 20 seasons

PROJECT

Owner/Developer - AEG and L.A. Arena Company
 General Contractor - PCL Construction
 Architect - NBBJ Sports and Entertainment

CRYPTO.COM ARENA MEDIA CONTACTS

Michael Roth - Vice President of Communications
 (213) 742-7155 or mroth@aegworldwide.com
 Cara Vanderhook - Vice President, Marketing and Communications
 (213) 742-7273 or cvanderhook@aegworldwide.com
 Gaby Mungarro - Manager, Communications
 (213) 742-7219 or gmungaro@aegworldwide.com

GAME NIGHT

PRIMARY MEDIA ENTRANCE: Private entrance adjacent to 11th Street Entrance (between Figueroa and Georgia Streets), "Ralph Lawler Media and Team Member Entrance."

MEDIA WILL CALL: Ralph Lawler Media Entrance

PRESS ROOM: Stairway from Primary Media Entrance leads directly to Chick Hearn Press Room on Event Level.

MEDIA WORK ROOM: Connected to Press Room on Event Level.

PRESS BOX: The Bob Miller Press Box is above the Upper Concourse on the west side of Crypto.com Arena. Accessible via stairway on Upper Concourse and by elevators located across from the Press Room on Event Level.

LOCKER / DRESSING ROOMS: Event Level, east side of arena

GENERAL WILL CALL: Located at Box Office near Star Plaza Entrance, off Chick Hearn Court/11th Street.

PARKING & TRAFFIC INFORMATION: (213) 742-7275

CRYPTO.COM ARENA ONLINE

Web Site	www.cryptoarena.com
Twitter	@cryptocomarena
Facebook	facebook.com/cryptocomarena
Instagram & Snapchat	@cryptocomarena

TRANSPORTATION PHONE NUMBERS

Yellow Cab	(800) 272-8294
Checker Cab	(800) 300-5007
Bell Cab	(800) 666-6664
L.A. Taxi	(213) 627-7000
Metro Rail and Metro Busses	(800) COMMUTE
LADOT/DASH/Commuter Exp.	213-808-2273

CRYPTO.COM ARENA PHONE NUMBERS

Parking Office	(213) 742-PARK
Guest Services/Guests w/ Disabilities	(213) 742-7FAN
Hearing Impaired (TTY/TDD)	(213) 742-7889

DIRECTORY

Guest Services Center	Main Concourse/Aisle 12 Upper Concourse/Aisle 6 Main Concourse/Aisle 19 Star Plaza (outside of arena)
Box Office	Main Concourse/Section 117 Main Concourse/Section 105 Suite Level A/Star Plaza VIP Escalator Landing Suite Level A/Buss Stop Upper Concourse/Section 317
First Aid	Main Concourse/Aisle 4 Upper Concourse/Aisle 21
Lost & Found	Guest Srv.: M. Concourse/Aisle 12
TEAM LA	Main Concourse/Aisle 22
Merchandise Kiosks & Stands	Main Concourse/Aisles 1 & 13 Upper Concourse/Aisles 2 & 18 Suite Level A Upper Concourse/Section 301 Main Concourse/Section 109 Upper Concourse/Section 334 Upper Concourse/Section 301 Upper Concourse/Section 302 & 317 Main Concourse/Section 102 & 112 Main Concourse/Section 115 Main Concourse/Section 106 Upper Concourse/Section 318 Main Concourse/Section 109 Main Concourse/Section 101 Main Concourse/Section 119 Main Concourse/Section 104 Main Concourse/Section 108 Main Concourse/Section 116 Main Concourse/Section 119 Main Concourse/Section 114 Upper Concourse/Section 334 Main Concourse/Section 104 Upper Concourse/Section 325 Main Concourse/Section 113 & 118 Main Concourse/Section 117 Main Concourse/Section 103 & 113 Upper Concourse/Section 316
All In	Upper Concourse/Section 301
Blaze Pizza	Main Concourse/Section 109
Coca-Cola Wall	Upper Concourse/Section 334
Cooler by Budweiser	Upper Concourse/Section 301
Cocktails (Bar)	Upper Concourse/Section 302 & 317
Dirt Dog	Main Concourse/Section 102 & 112
Deli & Dash	Main Concourse/Section 115
Eats	Main Concourse/Section 106
11th Street Bar & Lounge	Upper Concourse/Section 318
Figueroa Bar	Main Concourse/Section 109
Golden Road Brew House	Main Concourse/Section 101
Budweiser Just Walk Out	Main Concourse/Section 119
Michelob Ultra Just Walk Out	Main Concourse/Section 104
Impact Sports Bar & Grill	Main Concourse/Section 108
Ludo Bird	Main Concourse/Section 116
Salt & Char	Main Concourse/Section 119
Outtakes - Sushi	Main Concourse/Section 114
Smokehouse BBQ	Upper Concourse/Section 334
Tap Haus	Main Concourse/Section 104
Wahoo's Fish Taco	Upper Concourse/Section 325
Wetzel's Pretzels	Main Concourse/Section 113 & 118 Main Concourse/Section 117 Main Concourse/Section 103 & 113 Upper Concourse/Section 316

SUITE LEVEL A

Buss Stop Lounge, Cooke's Corner Lounge, Lexus Club, Yaamava Club, Skyline Grill, Spotlight Grill, Team LA Merchandise Kiosk, Easy Center, Conference Rooms (meeting rooms A, B & C)

SUITE LEVEL B / SUITE LEVEL C

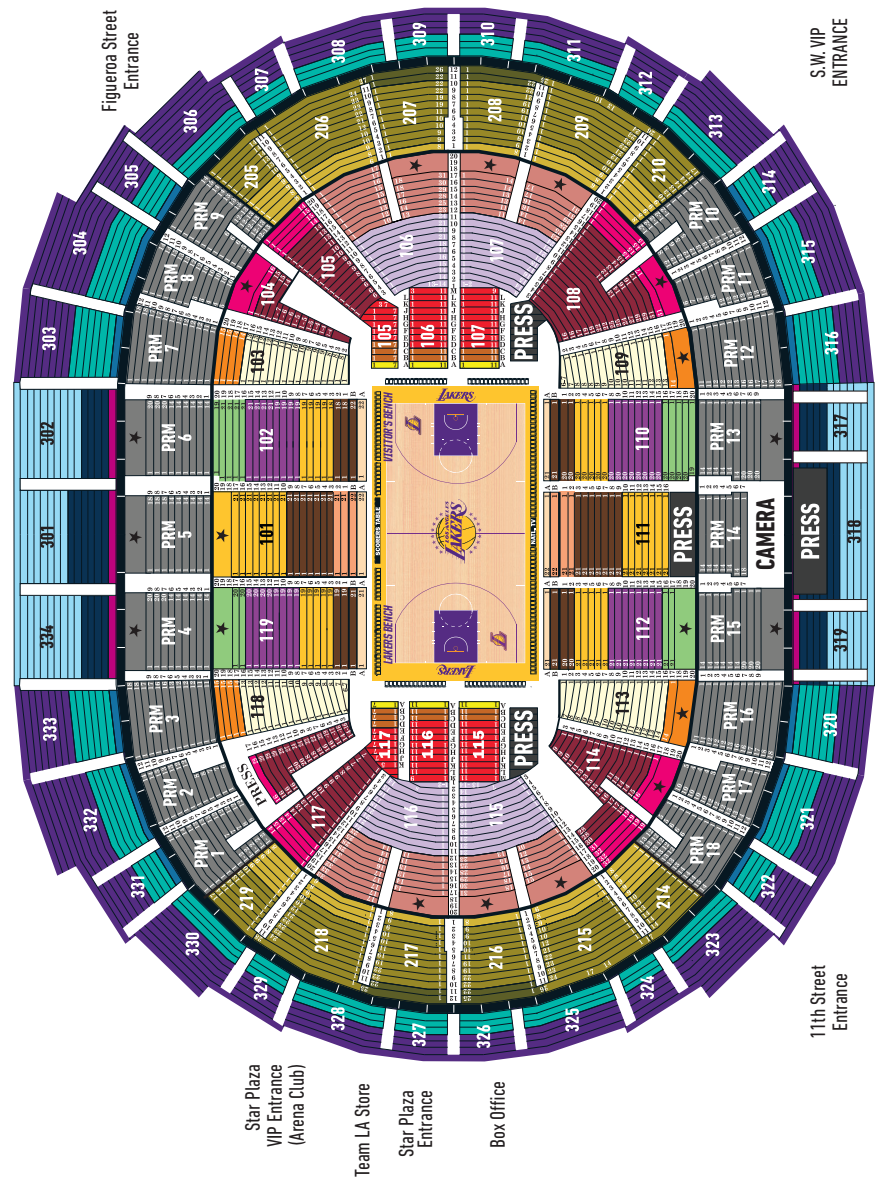
The Centurion Suite by American Express / Hyde Lounge

LA LIVE RESTAURANTS

Boca	(213) 749-0445
Conga Room	(213) 749-0445
Glance Lobby Bar - JW Marriott	(213) 216-3390
Fleming's Prime Steakhouse	(213) 745-9911
Fixins Soul Kitchen	(213) 799-7685
Katsuya	(213) 747-9797
Lucky Strike Lanes	(213) 542-4880
Nest at WP24	(213) 743-8824
Savoca	(213) 763-5483
Smashburger	(213) 631-3355
Sol Agave	(213) 536-5287
Starbucks	(213) 748-1009
Tom's Watch Bar	(213) 746-8667
WP24 at The Ritz-Carlton	(213) 743-8800
Yard House	(213) 745-9273

2022-23 SEATING CHART

FOR COMPLETE LAKERS TICKETING INFORMATION, INCLUDING PRICE, GO TO: [LAKERS.COM/TICKETS](https://www.lakers.com/tickets).




NEW!

ESPN LA

Sports with an APPetite



**REACT TO THE
LAKERS ON THE
NEW ESPN LA APP**



SCAN, DOWNLOAD & LISTEN!



Official



Schedule

PRESENTED BY DELTA

OCTOBER

22

S	M	T	W	T	F	S
						1
	2	3	4	5	6	7
	SAC		PHX	MIN		
9	10	11	12	13	14	15
PHX			MIN	OSAC		
16	17	18	19	20	21	22
		OSW	LAC			
23	24	25	26	27	28	29
PHX			PHX	PHX		
30	31					
DEN						

NOVEMBER

22

S	M	T	W	T	F	S
		1	2	3	4	5
			NOP	UTA		
6	7	8	9	10	11	12
CLE	PHX	PHX	PHX	SAC		
13	14	15	16	17	18	19
BKN				DET		
20	21	22	23	24	25	26
SAS		PHX		OSAS	OSAS	
27	28	29	30			
IND			PHX			

DECEMBER

22

S	M	T	W	T	F	S
				1	2	3
					PHI	
4	5	6	7	8	9	10
PHX		PHX	PHX	PHI		
11	12	13	14	15	16	17
PHX		BOS		DEN		
18	19	20	21	22	23	24
PHX	PHX	PHX		CHA		
25	26	27	28	29	30	31
PHX		PHX	PHX	PHX	PHX	

JANUARY

23

S	M	T	W	T	F	S
1	2	3	4	5	6	7
CHA	MIA	ATL	OSAC			
8	9	10	11	12	13	14
PHX	PHX		BAL			
15	16	17	18	19	20	21
PHX	HOU	SAC	MEM			
22	23	24	25	26	27	28
PHX	LAC	SAS				PHX
29	30	31				
PHX	PHX	PHX				

FEBRUARY

23

S	M	T	W	T	F	S
		1	2	3	4	
		IND	PHX			
5	6	7	8	9	10	11
	PHX	PHX	MIL	PHX		
12	13	14	15	16	17	18
	PHX	PHX	PHX			
19	20	21	22	23	24	25
			PHX			
26	27	28				
PHX		PHX				

MARCH

23

S	M	T	W	T	F	S
			1	2	3	4
			PHX	MIN		
5	6	7	8	9	10	11
PHX	PHX	PHX		TOR		
12	13	14	15	16	17	18
PHX	PHX	PHX	PHX	BAL		
19	20	21	22	23	24	25
PHX		PHX		PHX		
26	27	28	29	30	31	
PHX		PHX	PHX	PHX	PHX	

APRIL

23

S	M	T	W	T	F	S
						1
2	3	4	5	6	7	8
PHX		PHX	PHX	PHX		
9						
UTA						



SPECTRUM
SPORTSNET

TV: All games broadcast by Spectrum SportsNet unless otherwise noted.

★ - ABC Exclusive ◆ - SpecSN Exclusive ▲ - SpecSN & ESPN
■ - SpecSN & TNT ● - TNT Exclusive ► - SpecSN & NBA TV

RADIO: All games broadcast by 710 ESPN LA and ESPN 1330

PRESEASON HOME AWAY